

EXECUTIVE ORDER 11246 AFFIRMATIVE ACTION PLAN (AAP)

for

**CALIFORNIA STATE UNIVERSITY, LOS ANGELES
5151 STATE UNIVERSITY DRIVE
LOS ANGELES, CA 91605
(323) 343-3000**

January 1, 2018 – December 31, 2018


**Dun's #: 08-497-5452
EIN (tax) #: 95-4386558**

PART I: AAP FOR MINORITIES AND WOMEN


**PART II: AAP FOR PROTECTED VETERANS
AND INDIVIDUALS WITH DISABILITIES**

AA/EEO Contact: Mariel S. Mulet
Director, Office for Equity, Diversity and Inclusion
California State University, Los Angeles
5151 State University Drive
Los Angeles, CA 90032
(323) 343-3041
Mariel.Mulet@calstatela.edu

Approved by:



William A. Covino
President



Susie Varela, Associate Vice President
Human Resources Manager

CALIFORNIA STATE UNIVERSITY, LOS ANGELES AAP

TABLE OF CONTENTS

Background..... 3
Applicable Affirmative Action Laws and Regulations..... 3
Covered Groups Under Affirmative Action Laws and Regulations..... 4
Program Terminology..... 6
Reliance on EEOC’s Guidelines..... 6
Reporting Period..... 6
Statement of Purpose for Parts I and II..... 7

PART I: AFFIRMATIVE ACTION PLAN FOR MINORITIES AND WOMEN..... 8

Table of Contents..... 9
Chapter 1: Organizational Profile..... 10
Chapter 2: Job Group Analysis..... 11
Chapter 3: Placement of Incumbents in Job Groups..... 12
Chapter 4: Determining Availability..... 13
Chapter 5: Comparing Incumbency to Availability..... 14
Chapter 6: Placement Goals..... 15
Chapter 7: Designation of Responsibility..... 16
Chapter 8: Identification of Problem Areas..... 20
Chapter 9: Action-Oriented Programs..... 21
Chapter 10: Internal Audit and Reporting..... 23

PART II: AFFIRMATIVE ACTION PLAN FOR PROTECTED VETERANS AND INDIVIDUALS WITH DISABILITIES 24

Table of Contents..... 25
Chapter A: Policy Statement..... 26
Chapter B: Review of Personnel Processes..... 28
Chapter C: Physical and Mental Qualifications..... 29
Chapter D: Reasonable Accommodation to Physical and Mental Limitations..... 30
Chapter E: Harassment..... 31
Chapter F: External Dissemination of Policy, Outreach and Positive Recruitment..... 32
Chapter G: Internal Dissemination of Policy..... 33
Chapter H: Audit and Reporting System..... 34
Chapter I: Responsibility for Implementation..... 35
Chapter J: Training..... 39
Chapter K: Data Collection Analysis..... 40
Chapter L: Compensation..... 41

INTRODUCTION TO PARTS I AND II

BACKGROUND

California State University, Los Angeles is a publicly owned University within the California State University (CSU) system, which offers excellent and innovative educational opportunities to an urban student population that reflects the diversity of the Los Angeles basin. Educational opportunities include: 1) preparing students to appreciate, engage, enhance and transform the social, cultural, civic, and workplace structures of American and global societies; 2) providing students with capabilities, skills, and opportunities to take full advantage of lifelong learning, including graduate and professional studies, and opportunities to participate in research, scholarly, and creative activities; 3) offering students tools for personal and academic achievement, economic mobility, and healthier lives; 4) serving as a gateway among the California State University, Los Angeles community, the greater Los Angeles community, and word community for shared educational and cultural life; and 5) providing high quality professional services to all constituencies of the University.

The University was founded in 1947.

Affirmative action is a term that encompasses any measure adopted by an employer to correct or to compensate for past or present discrimination or to prevent discrimination from recurring in the future. Affirmative action goes beyond the simple termination of a discriminatory practice.

As stipulated in federal regulations, a prerequisite to the development of a satisfactory affirmative action plan is the evaluation of opportunities for protected group members, as well as an identification and analysis of problem areas inherent in their employment. Also, where a statistical analysis reveals a numeric disparity between incumbency and availability (and/or hiring rates for veterans), an adequate AAP details specific affirmative action steps to guarantee equal employment opportunity. These steps are keyed to the problems and needs of protected group members. For minorities and women, such steps include the development of hiring and promotion goals to rectify the disparity between incumbency and availability. For protected veterans and individuals with disabilities, such steps will include a thorough review of the company's outreach efforts to determine the effectiveness of such efforts in closing the hiring and/or utilization gaps. It is toward this end that the following AAP of California State University, Los Angeles was developed.

APPLICABLE AFFIRMATIVE ACTION LAWS AND REGULATIONS

California State University, Los Angeles' AAP for minorities and women (Part I) has been prepared according to Executive Order No. 11246, as amended, and Title 41, Code of Federal Regulations, Part 60-1 (Equal Employment Opportunity Duties of Government Contractors), Part 60-2 (Affirmative Action Programs of Government Non-Construction Contractors; also known as "Revised Order No. 4"), and Part 60-20 (Sex Discrimination Guidelines for Government Contractors).

California State University, Los Angeles has developed separately an affirmative action plan for protected veterans and individuals with disabilities (Part II) prepared in accordance with the Rehabilitation Act of 1973, Section 503, as amended and Title 41, Code of Federal Regulations, Part 60-741(Affirmative Action Program for Individuals with Disabilities), the Vietnam Era Veterans' Readjustment Assistance Act of 1974, Section 4212, as amended, and Title 41 Code of Federal Regulations, Part 60-300 (Affirmative Action Program for protected veterans).

Under Section 503, a business with a federal contract of more than \$15,000 is required to treat qualified individuals with disabilities without discrimination on the basis of their physical or mental disability in all employment practices, and to take affirmative action to employ and advance in employment individuals with disabilities. If the company has at least 50 employees and a single contract of \$50,000 or more, then it must also develop a Section 503 AAP, as described in 41 CFR 60-741, Subpart C. Section 503 applies to businesses with federal construction contracts, but not to businesses with federally assisted construction contracts.

Under VEVRAA, a business with a federal contract of \$150,000 or more is required to treat qualified individuals without discrimination based on their status as a protected veteran in all employment practices, and to take affirmative action to employ and advance in employment protected veterans. If the company has at least 50 employees and a single contract of \$150,000 or more, then it must also develop a VEVRAA AAP, as described in 41 CFR 60-300, Subpart C. VEVRAA applies to businesses with federal construction contracts, but not to businesses with federally assisted construction contracts.

COVERED GROUPS UNDER AFFIRMATIVE ACTION LAWS AND REGULATIONS

Coverage under affirmative action laws and regulations applies to:

Women and minorities who are recognized as belonging to or identifying with the following race or ethnic groups: Blacks/African Americans, Hispanics/Latinos, Asians/Pacific Islanders, and American Indians/Alaskan Natives.

Any veteran who is entitled to compensation (or who but for the receipt of military retired pay would be entitled to compensation) under laws administered by the Secretary of Veterans Affairs, or who was discharged or released from active duty because of a service-connected disability.

Recently separated veterans: any veteran currently within three-years of discharge or release from active duty.

Veterans who served on active duty in the U.S. military during a war or campaign or expedition for which a campaign badge is awarded.

Veterans who, while serving on active duty in the Armed Forces, participated in a United States military operation for which an Armed Forces service medal was awarded pursuant to Executive Order 12985.

An individual with a disability: 1) a person who has a physical or mental impairment that substantially limits one or more of his/her major life activities; (2) has a record of such impairment, or (3) is regarded as having such an impairment.

PROGRAM TERMINOLOGY

The terms, "comparison of incumbency to availability," "deficiency," and "problem area," appearing in this AAP, are terms California State University, Los Angeles is required by government regulations to use. The criteria used in relation to these terms are those specified by the government. These terms have no independent legal or factual significance whatsoever. Although California State University, Los Angeles will use the terms in total good faith in connection with its AAP, such use does not necessarily signify that the University agrees that these terms are properly applied to any particular factual situation and is not an admission of non-compliance with EEO laws, regulations, and objectives.

The comparison of incumbency to availability contained herein is required by Government regulations to be based on certain statistical comparisons. Geographic areas and sources of statistics used herein for these comparisons were used in compliance with Government regulations, as interpreted by Government representatives. The use of certain geographic areas and sources of statistics does not indicate California State University, Los Angeles' agreement that the geographic areas are appropriate in all instances of use or that the sources of statistics are the most relevant. The use of such geographic areas and statistics may have no significance outside the context of this AAP. Such statistics and geographic areas will be used, however, in total good faith with respect to this AAP.

The grouping of job titles into a given job group does not suggest that California State University, Los Angeles believes the jobs so grouped are of comparable worth.

Whenever the term "goal" is used, it is expressly intended that it "should not be used to discriminate against any applicant or employee because of race, color, religion, gender, or national origin," as stated in Title 41 Code of Federal Regulations, Part 60-2.16(e)(2).

This AAP is not intended to create any contractual or other rights in any person or entity.

RELIANCE ON EEOC'S GUIDELINES

Although California State University, Los Angeles does not believe any violation of Title VII of the Civil Rights Act exists, it has developed this AAP in accordance with and in reliance upon the EEOC's Guidelines on Affirmative Action, Title 29 Code of Federal Regulations, Part 1608.

REPORTING PERIOD

This AAP is designed to cover the following reporting period,

- AAP implementation period: **January 1, 2018 – December 31, 2018**
- Transaction period: **November 1, 2017 – October 31, 2017**

STATEMENT OF PURPOSE FOR PARTS I AND II

This AAP has been designed to bring women and men, members of minority groups, protected veterans, and individuals with disabilities into all levels and segments of California State University, Los Angeles' workforce in proportion to their representation in the qualified relevant labor market.

The AAP, therefore, is a detailed, results-oriented set of procedures which, when carried out, results in full compliance with equal employment opportunity requirements through the equal treatment of all people.

The manner in which this is to be accomplished becomes technical and somewhat complicated. There are several reasons for this. First, California State University, Los Angeles is subject to and must address a variety of State and Federal laws and guidelines dealing with equal employment opportunity and affirmative action. These guidelines and requirements are in themselves somewhat technical and complex. In addition, relevant court decisions, which are often useful in interpreting, but sometimes conflicting with these requirements and guidelines, must be taken into account when developing and implementing the AAP. Furthermore, in determining California State University, Los Angeles' current equal employment opportunity and affirmative action position and its desired future achievements, numbers, percentages, statistics, and numerous calculations and computations must come into play.

The technical, legal, and mathematical aspects of the AAP, however, all have one common purpose—to allow us to properly identify three key concepts:

1. Where we stand now,
2. Where we must go,
3. How best to get there.

These three concepts are the Affirmative Action Plan.

CALIFORNIA STATE UNIVERSITY, LOS ANGELES

PART I: AFFIRMATIVE ACTION PLAN FOR MINORITIES AND WOMEN

FOR

JANUARY 1, 2018 – DECEMBER 31, 2018

PART I

AAP FOR MINORITIES AND WOMEN

TABLE OF CONTENTS

CHAPTER 1:	ORGANIZATIONAL PROFILE 41 C.F.R. § 60-2.11
CHAPTER 2:	JOB GROUP ANALYSIS 41 C.F.R. § 60-2.12
CHAPTER 3:	PLACEMENT OF INCUMBENTS IN JOB GROUPS 41 C.F.R. § 60-2.13
CHAPTER 4:	DETERMINING AVAILABILITY 41 C.F.R. § 60-2.14
CHAPTER 5:	COMPARING INCUMBENCY TO AVAILABILITY 41 C.F.R. § 60-2.15
CHAPTER 6:	PLACEMENT GOALS 41 C.F.R. § 60-2.16

ADDITIONAL REQUIRED ELEMENTS OF AFFIRMATIVE ACTION PROGRAMS

CHAPTER 7:	DESIGNATION OF RESPONSIBILITY 41 C.F.R. § 60-2.17(a)
CHAPTER 8:	IDENTIFICATION OF PROBLEM AREAS 41 C.F.R. § 60-2.17(b)
CHAPTER 9:	ACTION-ORIENTED PROGRAMS 41 C.F.R. § 60-2.17(c)
CHAPTER 10:	INTERNAL AUDIT AND REPORTING SYSTEM 41 C.F.R. § 60-2.17(d)

PART I: AAP FOR MINORITIES AND WOMEN

CHAPTER 1: ORGANIZATIONAL PROFILE

41 C.F.R. § 60-2.11

Workforce Analysis/Lines of Progression

California State University, Los Angeles conducted a workforce analysis to identify employees by gender and race/ethnicity in each job title. The data was collected from payroll records dated November 1, 2017.

Job titles are listed by organizational unit. Job titles are listed from lowest to highest paid. The list includes all job titles, including departmental supervision, exempt, and nonexempt titles.

For each job title, California State University, Los Angeles identified the total number of employees, the number of male and female employees, the total number of minority employees, the male and female minority employees, the total number of employees who are White, Black, Hispanic, Asian, American Indian or Alaskan Native employees, Native Hawaiian or Pacific Islander, and Two or More races, and the male and female employees within each of these race/ethnic groups.

Lines of Progression

Developed in conjunction with the workforce analysis is information on California State University, Los Angeles' lines of progression. Lines of progression (career ladders/career paths) identify the job titles through which an employee can move to the top of a line. For each line of progression, applicable departments are identified. These are the departments which employ persons in the job titles in the specified line of progression. Some lines of progression are limited to only one department, while others are found throughout several departments.

The lines of progression provide useful information regarding patterns of vertical and horizontal movement throughout our workforce. These patterns will be evaluated to ascertain whether they provide to our employees the optimum career mobility and opportunities for advancement.

See the *Workforce Analysis/Lines of Progression* for the results per organizational unit.

CHAPTER 2: JOB GROUP ANALYSIS

41 C.F.R. § 60-2.12

Although the workforce analysis was conducted individually for every job title, after it was completed, job titles were grouped for the comparison of incumbency to availability and for setting goals. There were several reasons for grouping jobs.

Many job titles are so similar in content that handling them individually in the AAP is not necessary. Grouping together these very similar titles is appropriate for the comparison of incumbency to availability. For many job titles, the availability data that can be collected is limited, and the same data must be used for several related jobs. Therefore, grouping these related titles together is logical. Also, many job titles have so few incumbents in them that identifying disparities between incumbency and availability by job title is meaningless—as problem areas would be identified in terms of fractions of people. By grouping several similar titles and increasing the number of employees involved, a meaningful comparison can be conducted; any identified problem areas are more likely to be in terms of whole people. Consequently, goals established to correct problem areas are also more likely to be in terms of whole people.

The three reasons for grouping job titles all discuss "similar" or "related" jobs. That is the most critical guideline in creating job groups. Above all, the job titles placed into a job group must be more similar or related to each other than the job titles in other job groups.

Job groups must have enough incumbents to permit meaningful comparisons of incumbency to availability and goal setting. Ideally, if a job group is identified as containing a problem area, it should be large enough that a goal of a least one whole person can be established. No minimum size has been established for this purpose, however, since it is dependent not only on the size of the job group, but also on the size of the availability percentage and the number of minorities or women already employed in the job group.

It may not be possible for a smaller contractor's job groups to meet the guideline of not crossing EEO categories. While there are usually two or more job groups within each EEO-1 or EEO-6 category, for smaller contractors some or all of their job groups may correspond to EEO categories.

California State University, Los Angeles did not combine job titles with different content, wages, or opportunities if doing so would have obscured problem areas (e.g., job groups which combine jobs in which minorities or women are concentrated with jobs in which they are underrepresented).

CHAPTER 3: PLACEMENT OF INCUMBENTS IN JOB GROUPS
41 C.F.R. § 60-2.13

Each job group appears on a Job Group Report with a job group name and number. The report lists each job title in the job group. For each job title, the worksheet provides the following information: EEO reporting category, job title, employee headcounts for each job title, and overall percentages by gender and race/ethnicity as of November 1, 2017.

See the *Job Group Analysis* for the listing of the job titles and the associated race and gender headcounts per job group.

CHAPTER 4: DETERMINING AVAILABILITY

41 C.F.R. § 60-2.14

"Availability" is an estimate of the proportion of each sex and race/ethnic group available and qualified for employment at California State University, Los Angeles for a given job group in the relevant labor market during the life of the AAP. Availability indicates the approximate level at which each race/ethnic and sex group could reasonably be expected to be represented in a job group if California State University, Los Angeles' employment decisions are being made without regard to gender, race, or ethnic origin. Availability estimates, therefore, are a way of translating equal employment opportunity into concrete numerical terms. Correct comparisons of incumbency to availability, worthwhile and attainable goals, and real increases in employment for problem groups depend on competent and accurate availability analyses. With valid availability data, we can compare the percentages of those who could reasonably be expected to be employed versus our current employment (from the workforce analysis), identify problem areas or areas of deficiency, and establish goals to correct the problems.

Steps in Comparison of Incumbency to Availability

Identify Availability Factors

The following availability factors are required of federal government contractors for consideration when developing availability estimates for each job group:

1. External Factor: The external requisite skills data comes from the 2006-2010 American Community Survey (ACS) Census of Population data.
 - A. Local labor area: Residential Zip Code
 - B. Reasonable labor area: National

See the *Zip Code Analysis* report for the counties included in the local labor area. Note: Zip code analysis results only apply to job groups where populated census data is available.

2. Internal Factor: The percentage of minorities or women among those promotable, transferable, and trainable within the contractor's organization. See the *Internal Availability Analysis* for more detail.

Assign Internal and External Factor Weights: Weights were assigned to each factor for each job group. A combination of historical data and experience were used to determine the weights. Weights were never assigned in an effort to hide or reduce problem areas.

Identify Final Availability: Weights were multiplied by the component-specific data to produce weighted data for each component. Weighted data for each component was summed. This produced a final availability estimate for each sex and race/ethnic group, as well as for minorities in the aggregate.¹

See the *Availability Analysis* for the availability breakdown for each job group.

¹ In most cases, the final availability report (and most other technical reports in this AAP) only includes data/information for females and minorities in the aggregate.

CHAPTER 5: COMPARING INCUMBENCY TO AVAILABILITY
41 C.F.R. § 60-2.15

Once final availability estimates were made for each job group, California State University, Los Angeles compared the percentage of incumbents in each job group to their corresponding availability. A comparison was made between the percentage employed as of November 1, 2017 and that group's final availability.

See the *Comparison of Incumbency to Availability* for the results per job group.

CHAPTER 6: PLACEMENT GOALS
41 C.F.R. § 60-2.16

California State University, Los Angeles has established an annual percentage placement goal whenever it found that minority or female representation within a job group was less than would reasonably be expected given their availability. In each case, the goal was set at the availability figure derived for women and/or minorities, as appropriate for that job group. These goals take into account the availability of basically qualified persons in the relevant labor area. They also take into account anticipated employment opportunities with our organization. Goals are not rigid and inflexible quotas which must be met, but are instead targets reasonably attainable by means of applying every good faith effort to make all aspects of the entire AAP work. These goals will be reached primarily through recruiting and advertising to increase the pool of qualified minority and female applicants and through implementation of our action-oriented programs (see Chapter 9). Selections will occur only from among qualified applicants. Goals do not require the hiring of a person when there are no vacancies or the hiring of a person who is less likely to do well on the job ("less qualified") over a person more likely to do well on the job ("better qualified"), under valid selection procedures. Goals do not require that California State University, Los Angeles hire a specified number of minorities or women.

Goals shall not be rigid and inflexible quotas which must be met, but are instead objectives or targets reasonably attainable by means of applying every good faith effort to make all aspects of the entire AAP work. A goal is a guidepost against which California State University, Los Angeles, a community group, or a compliance agency can measure progress in remedying identified deficiencies in California State University, Los Angeles' workforce. By setting realistic goals, based on expected vacancies and anticipated availability of skills within the relevant labor area, and using a job-related selection system, California State University, Los Angeles should be able to meet the goals, assuming it conducts effective recruitment and advertising efforts, when applicable, to ensure an adequate pool of qualified minority and/or female qualified applicants from which to make selections.

In establishing placement goals, the following principles apply:

- (1) Placement goals may not be rigid or inflexible quotas, which must be met, nor are they to be considered as either a ceiling or a floor for the employment of particular groups.
- (2) In all employment decisions, the University must make selections in a nondiscriminatory manner. Placement goals do not provide the University with a justification to extend a preference to any individual, select an individual, or adversely affect an individual's employment status, on the basis of that person's race, color, religion, sex, sexual orientation, gender identity, or national origin.
- (3) Placement goals do not create set-asides for specific groups, nor are they intended to achieve proportional representation or equal results.
- (4) Placement goals may not be used to supersede merit selection principles. Affirmative action programs prescribed by the regulations in this part do not require the University to hire a person in preference to a more qualified one.

In establishing goals, California State University, Los Angeles considered the results which could reasonably be expected from putting forth every good faith effort to make the overall AAP work. The University involved Human Resources Management staff, department heads, unit managers and supervisors in the goal-setting process. Goals were not established that would exclude any gender or race/ethnic group.

See the *Placement Goals* report for each job group and the *Goals Progress Report* for progress made since the previous AAP.

CHAPTER 7: DESIGNATION OF RESPONSIBILITY
41 C.F.R. § 60-2.17(a)

As part of its efforts to ensure equal employment opportunity to all individuals, California State University, Los Angeles has designated specific responsibilities to various staff to ensure the AAP focuses on all components of the employment system. To that end, the University President, the Associate Vice President, HRM, the Equity, Diversity and Inclusion Director, and those employed as supervisors and managers have undertaken the responsibilities described below.

University President

The primary responsibility and accountability for implementing the AAP rests with the University President. This person is responsible, through the Associate Vice President, HRM and the Equity, Diversity and Inclusion Director, for adherence to California State University, Los Angeles' policy of equal employment opportunity and affirmative action. This role includes, but is not limited to, the following duties:

1. Designate appropriate personnel with the responsibility for overseeing, administering, implementing, and monitoring California State University, Los Angeles' AAP. Ensure that these personnel are identified in writing by name and job title.
2. Ensure that those designated personnel responsible for all AAP components are given the necessary authority and top management support and staffing to successfully implement their assigned responsibilities.
3. Impart the personal direction that ensures total involvement and commitment to equal employment opportunity programs through California State University, Los Angeles' AAP. However, the AAP placement goals may not be used to supersede merit selection principles. Affirmative action programs prescribed by the regulations in this part do not require the University to hire a person in preference to a more qualified one.

Associate Vice President, HRM

The Associate Vice President, HRM is responsible for overall supervision of the AAP and ensures, through the Equity, Diversity and Inclusion Director, and department managers and supervisors, that all relevant policies and procedures are adhered to. Successful implementation of this program is a basis for evaluating the Associate Vice President, HRM's effective work performance. Responsibilities include, but are not limited to, the following:

1. Ensure that California State University, Los Angeles adheres to the stated policy of equal employment opportunity, and monitor the application of equal employment opportunity policies.

2. Ensure that the AAP is reviewed and updated annually in accordance with California State University, Los Angeles' stated policy.
3. Participate in periodic discussions with management, supervision, and all other employed personnel to ensure AAP and equal employment opportunity policies are being followed.
4. Review the qualifications of all employees to ensure equitable opportunity, based on job-related employment practices, is given to all for transfers and promotions.
5. Conduct periodic audits of: 1) training programs and hiring and promotion patterns to remove impediments to the attainment of AAP goals and objectives, 2) facilities to ensure they are maintained for the use and benefit of all employees and integrated both in policy and practice, and 3) sponsored educational, training, recreational, and social activities to ensure that all employees are encouraged to participate in accordance with policies on non-discrimination.
6. Ensure that all new employees receive a special orientation to California State University, Los Angeles' equal employment opportunity policy and are thoroughly informed with regard to the AAP and its objectives.
7. Periodically analyze applicant flow to determine the mix of persons applying for employment by race/ethnic origin and gender.
8. Ensure that recruitment advertising is placed in minority and female-oriented publications, as applicable.
9. Review all job descriptions and specifications to ensure they are free of discriminatory provisions and artificial barriers. Ensure that all requirements are job-related, that they are realistic, and that they reflect the actual work requirements of the essential job duties.

Equity, Diversity and Inclusion Director

The Equity, Diversity and Inclusion Director is responsible for ensuring the directives of the University President and Associate Vice President, HRM are implemented. Duties include, but are not limited to, the following:

1. Provide direction to California State University, Los Angeles' employees, as necessary, to carry out all actions required to meet the University's equal employment opportunity and affirmative action commitments.
2. Review, report on, and update California State University, Los Angeles' AAP at least on an annual basis in accordance with stated policy.
3. Responsible for the design and effective implementation of the AAP at all

establishments.

4. Develop, implement, and maintain audit and reporting systems to measure effectiveness of equal employment opportunity programs, including those that will indicate the need for remedial action and determine the degree to which goals and objectives have been obtained.
5. Advise management in the modification and development of California State University, Los Angeles' policies to ensure the enhancement of equal employment opportunity for all employees and potential employees within existing equal employment opportunity guidelines.
6. Conduct periodic audits to ensure all required posters and those advertising California State University, Los Angeles' equal employment opportunity policies and AAP are displayed and that California State University, Los Angeles' equal employment opportunity and AAP policies are being thoroughly communicated.
7. Assist in review and revision of all policies, procedures, and rules to ensure they are not in violation of federal or state laws and regulations.

Managers and Supervisors

In their direct day-to-day contact with California State University, Los Angeles' employees, managers and supervisors have assumed certain responsibilities to help the University ensure compliance with equal employment opportunity programs and effective implementation of the AAP. These include, but are not limited to, the following:

1. Aggressively adhere to California State University, Los Angeles' equal employment opportunity and affirmative action policy.
 - A. Support and assist the Associate Vice President, HRM and Equity, Diversity and Inclusion Director in developing, maintaining, and successfully implementing the AAP.
 - B. Take action to prevent harassment of employees placed through affirmative action efforts.
2. Assign employees to significant jobs that might lead to greater personal growth and value, and counsel them with respect to what is needed for upward mobility within the employment structure.
3. Ensure that all interviews, offers of employment and/or wage commitments are consistent with California State University, Los Angeles' policy.
4. Implement the internal promotion and transfer of all employees under their supervision consistent with AAP goals and objectives.

CHAPTER 8: IDENTIFICATION OF PROBLEM AREAS
41 C.F.R. § 60-2.17(b)

Terminology

The phrases “comparison of incumbency to availability,” and “problem area” appearing in this chapter are terms California State University, Los Angeles is required by government regulations to use. The criteria used in relation to these terms are those specified by the government. These terms have no independent legal or factual significance. Although California State University, Los Angeles will use the terms in good faith in connection with its AAP, such use does not necessarily signify the company agrees that these terms are properly applied to any particular factual situation and is not an admission of non-compliance with EEO laws, regulations, and objectives. Whenever the term “goal” is used, it is expressly intended that it “should not be used to discriminate against any applicant or employee because of race, color, religion, gender, or national origin,” as stated in Title 41 Code of Federal Regulations, Part 60-2.16(e).

In addition to comparing incumbency to availability within job groups, California State University, Los Angeles has conducted studies to identify problem areas in each of its selection procedures (i.e., hires, promotions, and terminations). California State University, Los Angeles will continue to monitor and update these studies during each AAP year. In each case where potential problem areas have been identified, affirmative actions, as appropriate, will be taken consistent with any of the action-oriented programs described in Chapter 9 of this AAP.

Goals are established within each of the job groups at no less than the current availability data for the job group.

41 C.F.R. § 60-2.17(b)(1): Workforce by Organizational Unit and Job Group

An analysis of minority and female distribution within each organizational unit was accomplished by a thorough investigation of the *Workforce analysis*.

An analysis of minority and female utilization within each job group was accomplished by a thorough investigation of the *Comparison of Incumbency to Availability* reports.

41 C.F.R. § 60-2.17(b)(2): Personnel Activity

Applicant flow, hires, promotions, and terminations were analyzed by job group. An analysis of selection disparities in personnel activity between men/women and whites/minorities was accomplished by a thorough examination of transaction data. See the *Summary of Personnel Transactions Report* for each job group.

41 C.F.R. § 60-2.17(b)(3): Compensation Systems

Compensation analyses were conducted by comparing the salaries for men v. women, and whites v. minorities in each job title.

CHAPTER 9: ACTION-ORIENTED PROGRAMS
41 C.F.R. § 60-2.17(c)

California State University, Los Angeles tailors our action-oriented programs each year to ensure they are specific to the problem identified.

Action-Oriented Program:

The Action-Oriented Programs designed to address the underutilization of women and minorities are listed below. These Action-Oriented Programs will be carried-out throughout the AAP year. The Associate Vice President, HRM, with the help of the managers, will be responsible in ensuring that the following are implemented.

Recruitment:

1. California State University, Los Angeles will continue to place advertisements on job opportunities through local job service offices, including community colleges and non-profit organizations.
2. Due to the extensive technical education and experience required for some positions, California State University, Los Angeles will also continue to place job opportunity announcements in the University website, the CSU website and HigherEd.
3. Advertisements and newsletters will always carry the Equal Employment Opportunity clause.
4. Minority and female applicants will be considered for all positions for which they are qualified.
5. California State University, Los Angeles will participate in job fairs if there are sufficient numbers of opening to warrant participation. California State University, Los Angeles will continue to participate in the annual University Career Center Job Fair.
6. The University will continue to employ students who work during the summer and part-time during the school year. Many of these students are referred by the Career Center and campus community.

Job Specifications/Selection Process:

1. Develop position descriptions that accurately reflect position functions, and are consistent for the same position from one location to another.
2. Develop job or worker specifications that contain academic, experience, and skill requirements that do not constitute inadvertent discrimination. Develop specifications that are free from bias with regard to age, gender race, color, religion, national origin, disability or veteran status.

3. Approved position specifications and worker specifications will be made available to all members of management involved in the recruiting, screening, selection, and promotion process. Copies may also be made available to recruiting sources.
4. California State University, Los Angeles will continue to use only worker specifications that include job-related criteria.
5. California State University, Los Angeles will continue to carefully select and counsel all personnel involved in the recruiting, screening, selection, promotion, disciplinary, and related processes to eliminate bias in all personnel actions.

Job Advancement:

1. Minority and female employees can be made available for participation in Career Days, Youth Motivation Programs, and related activities in the community, as desired.
2. California State University, Los Angeles will continue to post or announce job opportunities. California State University, Los Angeles' Job Posting Policy system requires postings of all positions up to the Executive level.
3. Require supervisory personnel to submit justification when apparently qualified minority or female employees are passed over for promotion.
4. Review seniority practices to ensure such practices are non-discriminatory and do not have discriminatory effect.
5. All employees are actively encouraged to participate in facilities and company-sponsored social and recreational activities.
6. California State University, Los Angeles will continue to use our formal employee evaluation program. The performance Appraisal is used for annual reviews for all employees.
7. Provide access to job advancement related training courses.
8. Tuition fee waiver for up to two courses per quarter is offered to all permanent full-time and part-time employees who are interested in pursuing an undergraduate degree or an advance degree, with certain limitations.

CHAPTER 10: INTERNAL AUDIT AND REPORTING
41 C.F.R. § 60-2.17(d)

Inherent in the AAP is the need for periodic self-assessment of problems encountered, corrective action taken, and progress made. Self-evaluation requires complex record keeping systems on applicants, employees, and components of the AAP itself. Periodic reports from supervisors, department managers, the Associate Vice President, HRM, and other relevant persons are required.

The objective of all record keeping systems to be implemented is to assess the results of past actions, trends, the appropriateness of goals and objectives, the appropriateness and relevancy of identified solutions to problems, and the adequacy of the Plan as a whole. In addition, a further objective is to identify the proper corrective actions to be made to all components.

In order to fully achieve the objectives of such a record keeping system, the results of it must lead to follow-up through feedback to managers, supervisors, and staff, through reallocation of resources, through modifications to plans and the record keeping system itself, through appropriate recognition of personal achievements as well as punitive actions for discriminatory acts. For any identified deficiencies, appropriate corrective action will be identified and implemented.

The records that are maintained are the basis for updating the affirmative action plan, including revising the availability data and establishing annual numerical goals. The internal audit and reporting system is used as the basis for evaluating systemic, results-oriented programs and affirmative action efforts.

The California State University, Los Angeles auditing and reporting system periodically measures the effectiveness of its total affirmative action program. The Associate Vice President, HRM:

1. Monitors records of all personnel activity, including referrals, placements, transfers, promotions, terminations, and compensation, at all levels to ensure the nondiscriminatory policy is carried out;
2. Requires internal reporting on a scheduled basis as to the degree to which equal employment opportunity and organizational objectives are attained;
3. Reviews report results with all levels of management; and
4. Advises top management of program effectiveness and submit recommendations to improve unsatisfactory performance.

CALIFORNIA STATE UNIVERSITY, LOS ANGELES

**PART II: AFFIRMATIVE ACTION PLAN FOR PROTECTED VETERANS AND
INDIVIDUALS WITH DISABILITIES**

FOR

JANUARY 1, 2018 – DECEMBER 31, 2018

PART II

AAP FOR PROTECTED VETERANS AND INDIVIDUALS WITH DISABILITIES

TABLE OF CONTENTS

CHAPTER A:	POLICY STATEMENT 41 C.F.R. §§ 60-300.44(a); 60-741.44(a)
CHAPTER B:	REVIEW OF PERSONNEL PROCESSES 41 C.F.R. §§ 60-300.44(b); 60-741.44(b)
CHAPTER C:	PHYSICAL AND MENTAL QUALIFICATIONS 41 C.F.R. §§ 60-300.44(c); 60-741.44(c)
CHAPTER D:	REASONABLE ACCOMMODATION TO PHYSICAL AND MENTAL LIMITATIONS 41 C.F.R. §§ 60-300.44(d); 60-741.44(d)
CHAPTER E:	HARASSMENT 41 C.F.R. §§ 60-300.44(e); 60-741.44(e)
CHAPTER F:	EXTERNAL DISSEMINATION OF POLICY, OUTREACH AND POSITIVE RECRUITMENT 41 C.F.R. §§ 60-300.44(f); 60-741.44(f)
CHAPTER G:	INTERNAL DISSEMINATION OF POLICY 41 C.F.R. §§ 60-300.44(g); 60-741.44(g)
CHAPTER H:	AUDIT AND REPORTING SYSTEM 41 C.F.R. §§ 60-300.44(h); 60-741.44(h)
CHAPTER I:	RESPONSIBILITY FOR IMPLEMENTATION 41 C.F.R. §§ 60-300.44(i); 60-741.44(i)
CHAPTER J:	TRAINING 41 C.F.R. §§ 60-300.44(j); 60-741.44(j)
CHAPTER K:	DATA COLLECTION ANALYSIS 41 C.F.R. §§ 60-300.44(k); 60-741.44(k)
CHAPTER L:	COMPENSATION 41 C.F.R. §§ 60-300.21(i); 60-741.21(i)

CHAPTER A: POLICY STATEMENT
41 C.F.R. §§ 60-300.44(a); 60-741.44(a)

It is the policy of California State University, Los Angeles and my personal commitment that equal employment opportunity be provided in the employment and advancement for all persons regardless of race, religion, color, national origin, sex, age, sexual orientation/gender identity and status as a protected veteran or individual with a disability at all levels of employment, including the executive level. California State University, Los Angeles does not and will not discriminate against any applicant or employee regardless of race, religion, color, national origin, sex, age, sexual orientation/gender identity and status as a protected veteran and/or individual with a disability to any position for which the applicant or employee is qualified. In addition, California State University, Los Angeles is committed to a policy of taking affirmative action to employ and advance in employment qualified protected veteran employees and qualified employees with disabilities at all levels, including the executive level. Such affirmative action shall apply to all employment practices, including, but not limited to hiring, upgrading, demotion or transfer, recruitment, recruitment advertising, layoff or termination, rates of pay or other forms of compensation, and selection for training, including apprenticeship and on-the-job training. Decisions related to personnel policies and practices shall be made on the basis of an individual's capacity to perform a particular job and the feasibility of any necessary job accommodation. California State University, Los Angeles will make every effort to provide reasonable accommodations to any physical and mental limitations of individuals with disabilities and to disabled veterans.

Employees and applicants shall not be subjected to harassment, intimidation, threats, coercion or discrimination because they have engaged in or may engage in any activity protected by state, federal or local anti-discrimination laws including the following activities:


- (1) Filing a complaint;
- (2) Assisting or participating in an investigation, compliance evaluation, hearing, or any other activity related to the administration of the affirmative action provisions of the Vietnam Era Veterans' Readjustment Assistance Act of 1974, as amended (VEVRAA) or any other Federal, state or local law requiring equal opportunity for disabled veterans, recently separated veterans, active wartime or campaign badge veterans, or Armed Forces service medal veterans or Section 503 of the Rehabilitation Act of 1973, as amended (Section 503) or any other federal, state or local law requiring equal opportunity for disabled persons;;
- (3) Opposing any act or practice made unlawful by VEVRAA or its implementing regulations or any other federal, state or local law requiring equal opportunity for disabled veterans, recently separated veterans, active wartime or campaign badge veterans, or Armed Forces service medal veterans or section 503 or its implementing regulations or any other federal, state or local law requiring equal opportunity for disabled persons; or
- (4) Exercising any other right protected by VEVRAA or Section 503 or their implementing regulations.

Our obligations in this area stem from not only adherence to various state and federal regulations, but also from our commitment as an employer in this community to provide job opportunities to all persons regardless of race, religion, color, national origin, sex, age, sexual orientation/gender identity and status as a protected veteran or an individual with disability. California State University, Los Angeles' EEO policy and affirmative action obligations include my full support as University President.

California State University, Los Angeles will also continually design and implement audit and reporting systems that will measure the effectiveness and the compliance of the AAP, identify the need for remedial actions, determine if objectives were attained, and determine if opportunities to participate in company-sponsored activities were extended to all employees and applicants.

California State University, Los Angeles is also committed to abiding with the Pay Transparency Nondiscrimination Provisions and therefore, will not discharge or in any other manner discriminate against employees or applicants because they have inquired about, discussed, or disclosed their own pay or the pay of another employee or applicant. California State University, Los Angeles' employees who have access to the compensation information of other employees or applicants as part of their essential job functions are informed and trained to not disclose the pay of other employees or applicants to individuals who do not otherwise have access to compensation information, unless the disclosure is (a) a response to a formal complaint or charge; (b) in furtherance of an investigation, proceeding, hearing, or action, including an investigation conducted by the employer, or (c) consistent with California State University, Los Angeles' legal duty to furnish the information.

If you have any questions regarding our equal employment opportunity, harassment policies or the complaint procedure, you may contact your local Human Resources representative. Parts of the Affirmative Action Plan may be reviewed, as appropriate, by making an appointment with a local Human Resources representative.


(Signature)

William A. Covino
President

Date: 1/19/18

CHAPTER B: REVIEW OF PERSONNEL PROCESSES
41 C.F.R. §§ 60-300.44(b); 60-741.44(b)

To ensure that all personnel activities are conducted in a job-related manner which provides and promotes equal employment opportunity for all known protected veterans and employees and applicants with disabilities, reviews are periodically made of the University's examination and selection methods to identify barriers to employment, training, and promotion.

- 1) California State University, Los Angeles periodically conduct a review of its employment processes to ensure thorough and systematic consideration of the job qualifications of 1) known protected veteran applicants and employees; and 2) applicants and employees with disabilities for job vacancies filled either by external hiring or internal promotions/transfers, as well as for all training opportunities available. In order to determine whether an individual is qualified for a particular job, a close examination of the content of the job is made, as well as a review of the job qualifications of known protected veterans and individuals with disabilities, both applicants and employees. In determining the qualifications of a protected veteran, consideration is given only to that portion of the military record, including discharge papers, relevant to the job qualifications for which the veteran is being considered.
- 2) The University ensures that its personnel processes do not stereotype individuals with disabilities or protected veterans in a manner which limits their access to jobs for which they are qualified.
- 3) The University ensures that applicants and employees with disabilities have equal access to its personnel processes, including those implemented through information and communication technologies.
- 4) The University provides reasonable accommodations, unless such accommodations will cause undue hardship to the company, to applicants and employees with disabilities to ensure that equal employment opportunity are extended in the operation of its personnel processes.
- 5) The University ensures that information and communications systems are accessible to all employees and applicants with disabilities even in the absence of a specific request for accommodation.

CHAPTER C: PHYSICAL AND MENTAL QUALIFICATIONS
41 C.F.R. §§ 60-300.44(c); 60-741.44(c)

To ensure that all physical and mental qualifications and requirements are job-related and promote equal employment opportunity for all known protected veterans and employees and applicants with qualified disabilities, reviews are periodically made of the University's physical and mental qualifications and requirements as they relate to employment, training, and promotion.

The Company's physical and mental job requirements are reviewed to determine whether or not they are job-related and consistent with business necessity and safe performance on the job.

Schedule for Review: Any previously reviewed classification will be reviewed again if there is a change in working conditions which affects the job's physical or mental requirements (e.g., new requirements, new equipment, etc.)

**CHAPTER D: REASONABLE ACCOMMODATION TO PHYSICAL AND MENTAL
LIMITATIONS**

41 C.F.R §§ 60-300.44(d); 60-741.44(d)

California State University, Los Angeles will make every effort to provide reasonable accommodations to physical and mental limitations of applicants and employees with disabilities or who are disabled veterans unless it can demonstrate that the accommodations would impose an undue hardship on the operation of business. Such reasonable accommodations are implemented in the company's electronic and/or online application systems. The University ensures that qualified applicants and employees with disabilities, who are unable to fully utilize the system, are provided equal opportunities to apply and be considered for all jobs. California State University, Los Angeles will confidentially review performance issues of employees with known disabilities to determine whether a reasonable accommodation is needed when: 1) the employee is having significant difficulty with job performance, and 2) it is reasonable to conclude that the problem is related to the known disability.

Employees may also contact the following at any time to formally request an accommodation:

Name: Mariel S. Mulet
Title: Director, Office for Equity, Diversity and Inclusion
Phone: (323) 343-3040
Email: Mariel.Mulet@calstatela.edu

CHAPTER E: HARASSMENT
41 C.F.R. §§ 60-300.44(e); 60-741.44(e)

California State University, Los Angeles has developed and implemented a set of procedures to ensure that its employees with disabilities and protected veterans are not harassed due to those conditions. A copy of the sexual harassment policy, which includes a section prohibiting harassment of individuals with disabilities or protected veterans is available for distribution to new as well as to existing employees.

**CHAPTER F: EXTERNAL DISSEMINATION OF POLICY, OUTREACH AND
POSITIVE RECRUITMENT**
41 C.F.R. §§ 60-300.44(f); 60-741.44(f)

Based upon the University's review of its personnel policies as described in Chapter B, the following activities will be implemented or continued to further enhance our affirmative action efforts. All activities are the responsibility of the Associate Vice President, HRM.

- 1) Initiate and maintain communication with organizations having special interests in the recruitment of and job accommodations for protected veterans and individuals with disabilities.
- 2) Disseminate information concerning employment opportunities to radio and television stations, and to publications that primarily reach protected veterans and individuals with disabilities.
- 3) Provide information emphasizing job opportunities for protected veterans and individuals with disabilities to all local educational institutions, public and private.
- 4) Inform all recruiting sources, in writing and orally, of the University's affirmative action policy for protected veterans and individuals with disabilities.
- 5) List with the State Employment Development Department all suitable job openings.

The exemptions for posting jobs are when positions are,

- (1) executive and top management positions,
- (2) positions that will be filled from within the contractor's organization,
- (3) and positions lasting three days or less.

This is an on-going activity. A listing of job opportunities reported to the local State Employment Service Delivery System is always kept current.

- 6) Send written notification of the University's affirmative action policy to all subcontractors, vendors, and suppliers requesting appropriate action on their part. This includes their obligation to annually file their EEO Reporting form and VETS-4212 form and, for employers with 50 or more employees and contracts of \$50,000 or more, their obligation to develop a written affirmative action plan.
- 7) Participate and employ veterans under work study programs with Veterans' Administration.

CHAPTER G: INTERNAL DISSEMINATION OF POLICY
41 C.F.R. §§ 60-300.44(g); 60-741.44(g)

In order to gain positive support and understanding for the affirmative action program for protected veterans and individuals with disabilities California State University, Los Angeles will implement or continue to implement the following internal dissemination procedures, all of which are the responsibility of the Equity, Diversity and Inclusion Director. The following policies and procedures are designed to foster support and understanding from California State University, Los Angeles' executive staff, management, supervisors, and other employees in an effort to encourage all employees to take the necessary actions to aid California State University, Los Angeles in meeting its obligations.

- 1) Include the policy in the University's policy manual and other in-house publications.
- 2) Conduct special meetings with executive, management, and supervisory personnel to explain the intent of the policy and individual responsibility for effective implementation, making clear the University President' attitude.
- 3) Schedule training sessions for all employees involved in recruiting, selection, promotion, and other related employment issues for protected veterans and individuals with disabilities.
- 4) Discuss the policy thoroughly in both employee orientation and management training programs.
- 5) Inform union officials of the contractor's policy, and request their cooperation.
- 6) Include non-discrimination clauses in all union agreements, and review all contractual provisions to ensure they are non-discriminatory.
- 7) Include articles on accomplishments of protected veterans and workers with disabilities in Company publications.
- 8) Post the policy on Company bulletin boards, along with the University's harassment policy which includes protection from harassment on the basis of disability.
- 9) When employees are featured in employee handbooks or similar publications for employees, include employees with disabilities.

CHAPTER H: AUDIT AND REPORTING SYSTEM
41 C.F.R. §§ 60-300.44(h); 60-741.44(h)

California State University, Los Angeles has developed and currently implements an audit and reporting system that addresses the following:

- 1) Measures the effectiveness of California State University, Los Angeles' overall affirmative action program and whether the company is in compliance with specific obligations.
- 2) Indicates the need for remedial action. Any corrective actions will be the responsibility of the Equity, Diversity and Inclusion Director.
- 3) Measures the degree to which California State University, Los Angeles' objectives are being met.
- 4) Whether there are any undue hurdles for individuals with disabilities and protected veterans regarding company sponsored educational, training, recreational, and social activities. This will also include, but not limited, to the review of the on-line and electronic application system to determine their accessibility and ensuring that procedures to request for accommodations are prominently displayed and that individuals with disabilities can readily obtain the needed accommodation.

CHAPTER I: RESPONSIBILITY FOR IMPLEMENTATION
41 C.F.R. §§ 60-300.44(i); 60-741.44(i)

As part of its efforts to ensure equal employment opportunity to protected veterans and individuals with disabilities, California State University, Los Angeles has designated specific responsibilities to various staff to ensure the AAP focuses on all components of the employment system. To that end, the University President, Associate Vice President, HRM, Equity, Diversity and Inclusion Director, and those employed as supervisors and managers have undertaken the responsibilities described below.

University President

The University President is responsible for providing top management support for the University's AAP. This person issues a memo annually to reaffirm the University's Equal Employment Opportunity Policy and to make known to all employees and applicants the commitment of Senior Management to EEO and affirmative action. Additional responsibilities include, but are not limited to:

- 1) Designating appropriate personnel with the responsibility for overseeing, administering, implementing, and monitoring the University's AAP. Ensuring that these personnel are identified in writing by name and job title.
- 2) Ensuring that designated personnel responsible for all AAP components are given the necessary authority and top management support and staffing to successfully implement their assigned responsibilities.
- 3) Imparting the personal direction that ensures total involvement and commitment to equal employment opportunity programs through California State University, Los Angeles' AAP.

Associate Vice President, HRM

The Associate Vice President, HRM is responsible for overall supervision of the AAP and ensures, through the Equity, Diversity and Inclusion Director, and department managers and supervisors, that all relevant policies and procedures are adhered to. Successful implementation of this program is a basis for evaluating the Associate Vice President, HRM's effective work performance. Responsibilities include, but are not limited to, the following:

- 1) Presenting all needed recommendations and procedural changes to Senior Management concerning EEO and affirmative action and ensuring that Senior Management is kept informed of the University's compliance status.
- 2) Maintaining Company-wide management support and cooperation for the University's AAP.
- 3) Collaborating with Senior Management on EEO and AAP issues.

- 4) Assisting line management in arriving at solutions to EEO/AA problems.
- 5) Reviewing results of audit and reporting systems to assess the effectiveness of the University's AA programs and to direct corrective actions where necessary.
- 6) Ensuring that the AAP is updated annually for all establishments.
- 7) Providing guidance to managers and supervisors in taking proper action to prevent employees from being harassed in any way, through one-on-one contact, training, and disciplinary action.
- 8) Providing guidance and direction to the Equity, Diversity and Inclusion Director.
- 9) Ensuring that relevant staff, (i.e., Equity, Diversity and Inclusion Director, managers, and supervisors) are aware that their work performance is being evaluated in part on the basis of their equal employment opportunity efforts and results.
- 10) Reviewing the qualifications of all employees to ensure equitable opportunity, based on job-related employment practices, is given to all for transfers and promotions.
- 11) Conducting periodic audits of: 1) training programs and hiring and promotion patterns to remove impediments to the attainment of AAP goals and objectives, and 2) the University's sponsored educational, training, recreational, and social activities to ensure that all employees are encouraged to participate in accordance with policies on non-discrimination. Determine whether known protected veterans and employees with disabilities have had the opportunity to participate in all Company-sponsored educational, training, recreation and social activities.
- 12) Reviewing all job descriptions and specifications to ensure they are free of discriminatory provisions and artificial barriers. Ensuring that all requirements are job-related, that they are realistic, and that they reflect the actual work requirements of the essential job duties.
- 13) Ensuring the University's VETS-4212 form is filed annually with the Veterans' Employment and Training Service (VETS).

Equity, Diversity and Inclusion Director

The Equity, Diversity and Inclusion Director is responsible for ensuring that the directives of the University President and Associate Vice President, HRM are implemented. Duties include, but are not limited to, the following:

- 1) Providing direction to the University's employees, as necessary, to carry out all actions required to meet the University's equal employment opportunity and affirmative action commitments.

- 2) Responsible for the design and effective implementation of the AAP at all establishments.
- 3) Developing, implementing, and maintaining audit and reporting systems to measure effectiveness of equal employment opportunity programs, including those that will
 - a) Indicate need for remedial action,
 - b) Determine degree to which goals and objectives have been obtained.
- 4) Advising management in the modification and development of the University's policies to ensure the enhancement of equal employment opportunity for all employees and potential employees within existing equal employment opportunity guidelines.
- 5) Identifying problem areas and establishing procedures, goals and objectives to solve these problems.
- 6) Providing guidelines in the development, preparation, and implementation of career counseling programs for known protected veterans and employees with disabilities.
- 7) Conducting periodic audits to ensure all required posters and those advertising the University's equal employment opportunity policies and AAP, as well as the Invitation to Self-Identify for covered veterans and individuals with disabilities, are displayed and that the University's equal employment opportunity and AAP policies are being thoroughly communicated.
- 8) Ensure that employees are re-surveyed regarding their disability status every five (5) years and send out reminders to employees, at least once during the five (5) year intervals, that they may voluntarily update their disability status at any time.
- 9) Developing policy statements, affirmative action programs, internal and external communication techniques.
- 10) Assisting line management in arriving at solutions to problems.
- 11) Serving as the liaison between California State University, Los Angeles and enforcement agencies.
- 12) Keeping management informed of the latest developments in the equal employment opportunity area.
- 13) Reviewing, reporting on, and updating the AAP annually in accordance with stated policy. Informing employees and applicants of significant changes.

- 14) Working closely with the Associate Vice President, HRM and department managers and supervisors in coordinating the effective implementation of all identified affirmative actions.
- 15) Assisting in review and revision of all policies, procedures, and rules to ensure they are not in violation of federal or state laws and regulations.
- 16) Responsible for ensuring overall the University's compliance with the AAP.

Managers and Supervisors

In their direct day-to-day contact with the University's employees, managers and supervisors have assumed certain responsibilities to help California State University, Los Angeles ensure compliance with equal employment opportunity programs and effective implementation of the AAP. These include, but are not limited to the following:

- 1) Aggressively adhering to the University's equal employment opportunity policy.
- 2) Supporting and assisting the Associate Vice President, HRM and Equity, Diversity and Inclusion Director in developing, maintaining, and successfully implementing the AAP.
- 3) Taking action to prevent harassment of employees placed through affirmative action efforts.
- 4) Assigning employees to significant jobs that might lead to greater personal growth and value, and counsel them with respect to what is needed for upward mobility within the employment structure.
- 5) Ensuring that all interviews, offers of employment and/or wage commitments are consistent with the University's policy.
- 6) Implementing the internal promotion and transfer of all employees under their supervision consistent with AAP goals and objectives.
- 7) Assisting in identifying problem areas and providing needed information for establishing and meeting department affirmative action goals and objectives.
- 8) Seeking and sharing information on feasible accommodations which have been or could be made for known disabilities.

CHAPTER J: TRAINING
41 C.F.R. §§ 60-300.44(j); 60-741.44(j)

California State University, Los Angeles trains all employees involved in any way with the recruitment, selection, promotion, disciplinary actions, training, and related processes of individuals with disabilities or protected veterans to ensure commitment to the company's stated affirmative action goals.

CHAPTER K: DATA COLLECTION ANALYSIS
41 C.F.R. §§ 60-300.44(k); 60-741.44(k)

California State University, Los Angeles has adopted the current national percentage of veterans in the civilian labor force of 6.7% as its hiring benchmark for protected veterans. California State University, Los Angeles will update its hiring benchmark as new data is published and updated via the OFCCP's website. The 6.7% hiring benchmark is applied to each job group within California State University, Los Angeles.

California State University, Los Angeles also adopted the current national utilization goal of 7.0% for qualified individuals with disabilities. California State University, Los Angeles will update its utilization goal as new data becomes available, updated and published. The 7.0% utilization goal is applied to each job group within California State University, Los Angeles.

Goals and/or benchmarks do not require that California State University, Los Angeles hire, promote, train, and/or retain a specified number of individuals with disabilities and/or protected veterans. These goals/benchmarks are not rigid and inflexible quotas which must be met, but are instead targets reasonably attainable by means of applying every good faith effort to make all aspects of the entire AAP work. A goal is a guidepost against which California State University, Los Angeles, a community group, or a compliance agency can measure progress in remedying identified deficiencies in California State University, Los Angeles' workforce.

California State University, Los Angeles has collected the required data and conducted studies to identify areas of opportunities in the employment of protected veterans and individuals with disabilities. California State University, Los Angeles will continue to monitor and update these studies periodically during each AAP year. In each case where the hiring benchmark for protected veterans and/or the utilization goal for individuals with disabilities are not met, affirmative actions, as appropriate, will be taken consistent with the activities mentioned in Chapter F (External Dissemination of Policy and Outreach and Positive Recruitment) and measures described in Chapter H (Internal Audit and Reporting) of this AAP.

See the *Hiring Benchmark and Utilization Goals Analyses*.

CHAPTER L: COMPENSATION
41 C.F.R. §§ 60-300.21(i); 60-741.21(i)

It is the policy of California State University, Los Angeles that when offering employment or promotion to protected veterans or individuals with disabilities, the amount of compensation offered will not be reduced because of any disability income, pension, or other benefit the applicant or employee receives from another source.

California State University, Los Angeles is also committed to abiding with the Pay Transparency Nondiscrimination Provisions. Employees or applicants who have inquired about, discussed, or disclosed their own pay or the pay of another employee or applicant will not be discharged or in any other manner be discriminated. Employees who have access to the compensation information of other employees or applicants as part of their essential job functions are informed and trained to not disclose the pay of other employees or applicants to individuals who do not otherwise have access to compensation information, unless the disclosure is (a) a response to a formal complaint or charge; (b) in furtherance of an investigation, proceeding, hearing, or action, including an investigation conducted by the employer, or (c) consistent with California State University, Los Angeles' legal duty to furnish the information.

California State University, Los Angeles

Snapshot Date: 11/01/2017

Workforce Analysis

Organizational Unit: AA Continuing Commitments

Job Code	JobTitle	Total		Total								
		EMP	MIN	EMP	W	AA	H	A	NA	PI	2+	
2358 - AA Continuing Commitments	Lecturer AY	1	0	Male	0	0	0	0	0	0	0	0
				Female	1	1	0	0	0	0	0	0
2360 - AA Continuing Commitments	Instr Fac AY	3	2	Male	1	0	0	1	0	0	0	0
				Female	2	1	0	0	1	0	0	0
Grand Total #		4	2	Male #	1	0	0	1	0	0	0	0
Grand Total %			50.0	Male %	25.0	0.0	0.0	25.0	0.0	0.0	0.0	0.0
				Female #	3	2	0	0	1	0	0	0
				Female%	75.0	50.0	0.0	0.0	25.0	0.0	0.0	0.0

(+) Indicates this job contains employees who are included from another facility.

(-) Indicates this job contains employees included in this plan's Workforce Analysis but who are excluded from the rest of this facility's Affirmative Action plan.

California State University, Los Angeles

Snapshot Date: 11/01/2017

Workforce Analysis

Organizational Unit: AA Faculty Affairs

Job Code	JobTitle	Total		Total									
		EMP	MIN	EMP	W	AA	H	A	NA	PI	2+		
1170	Cnfdntl Office Support 12 Mo	1	0	Male	0	0	0	0	0	0	0	0	0
				Female	1	1	0	0	0	0	0	0	0
2360 - AA Faculty Affairs	Instr Fac AY	8	5	Male	3	1	0	0	2	0	0	0	0
				Female	5	2	1	1	1	0	0	0	0
3300	Administrator IV	1	0	Male	1	1	0	0	0	0	0	0	0
				Female	0	0	0	0	0	0	0	0	0
Grand Total #		10	5	Male #	4	2	0	0	2	0	0	0	0
Grand Total %			50.0	Male %	40.0	20.0	0.0	0.0	20.0	0.0	0.0	0.0	0.0
				Female #	6	3	1	1	1	0	0	0	0
				Female%	60.0	30.0	10.0	10.0	10.0	0.0	0.0	0.0	0.0

(+) Indicates this job contains employees who are included from another facility.

(-) Indicates this job contains employees included in this plan's Workforce Analysis but who are excluded from the rest of this facility's Affirmative Action plan.

California State University, Los Angeles

Snapshot Date: 11/01/2017

Workforce Analysis

Organizational Unit: AASE

Job Code	JobTitle	Total		Total								
		EMP	MIN	EMP	W	AA	H	A	NA	PI	2+	
1035	Admin Support Coord 12 Mo	2	2	Male	0	0	0	0	0	0	0	0
				Female	2	0	0	0	2	0	0	
2358 - AASE	Lecturer AY	30	21	Male	11	5	1	3	2	0	0	0
				Female	19	4	2	4	9	0	0	
2360 - AASE	Instr Fac AY	11	6	Male	5	3	1	1	0	0	0	0
				Female	6	2	0	1	3	0	0	
Grand Total #		43	29	Male #	16	8	2	4	2	0	0	0
Grand Total %			67.4	Male %	37.2	18.6	4.7	9.3	4.7	0.0	0.0	0.0
				Female #	27	6	2	5	14	0	0	0
				Female%	62.8	14.0	4.7	11.6	32.6	0.0	0.0	0.0

(+) Indicates this job contains employees who are included from another facility.

(-) Indicates this job contains employees included in this plan's Workforce Analysis but who are excluded from the rest of this facility's Affirmative Action plan.

California State University, Los Angeles

Snapshot Date: 11/01/2017

Workforce Analysis

Organizational Unit: Academic Advisement Center-ULS

Job Code	JobTitle	Total		Total								
		EMP	MIN	EMP	W	AA	H	A	NA	PI	2+	
1032	Admin Support Assistant 12 Mo	1	1	Male	0	0	0	0	0	0	0	0
				Female	1	0	0	1	0	0	0	
3082	SSP II	6	4	Male	1	1	0	0	0	0	0	
				Female	5	1	0	1	2	0	0	
1035	Admin Support Coord 12 Mo	1	0	Male	1	1	0	0	0	0	0	
				Female	0	0	0	0	0	0	0	
2358 - Academic Advisement Center-ULS	Lecturer AY	2	1	Male	2	1	0	1	0	0	0	
				Female	0	0	0	0	0	0	0	
3312	Administrator II	1	1	Male	0	0	0	0	0	0	0	
				Female	1	0	0	0	1	0	0	
Grand Total #		11	7	Male #	4	3	0	1	0	0	0	
Grand Total %			63.6	Male %	36.4	27.3	0.0	9.1	0.0	0.0	0.0	
				Female #	7	1	0	2	3	0	1	
				Female%	63.6	9.1	0.0	18.2	27.3	0.0	9.1	

(+) Indicates this job contains employees who are included from another facility.

(-) Indicates this job contains employees included in this plan's Workforce Analysis but who are excluded from the rest of this facility's Affirmative Action plan.

California State University, Los Angeles

Snapshot Date: 11/01/2017

Workforce Analysis

Organizational Unit: Academic Senate

Job Code	JobTitle	Total		Total								
		EMP	MIN	EMP	W	AA	H	A	NA	PI	2+	
1035	Admin Support Coord 12 Mo	1	1	Male	0	0	0	0	0	0	0	0
				Female	1	0	0	0	1	0	0	0
2360 - Academic Senate	Instr Fac AY	1	0	Male	1	1	0	0	0	0	0	0
				Female	0	0	0	0	0	0	0	0
2481 - Academic Senate	Dept Chair 12 Mo	1	0	Male	0	0	0	0	0	0	0	0
				Female	1	1	0	0	0	0	0	0
3306	Administrator III	1	1	Male	1	0	0	1	0	0	0	0
				Female	0	0	0	0	0	0	0	0
Grand Total #		4	2	Male #	2	1	0	1	0	0	0	0
Grand Total %			50.0	Male %	50.0	25.0	0.0	25.0	0.0	0.0	0.0	0.0
				Female #	2	1	0	0	1	0	0	0
				Female%	50.0	25.0	0.0	0.0	25.0	0.0	0.0	0.0

(+) Indicates this job contains employees who are included from another facility.

(-) Indicates this job contains employees included in this plan's Workforce Analysis but who are excluded from the rest of this facility's Affirmative Action plan.

California State University, Los Angeles

Snapshot Date: 11/01/2017

Workforce Analysis

Organizational Unit: Academic Technology

Job Code	JobTitle	Total		Total								
		EMP	MIN	EMP	W	AA	H	A	NA	PI	2+	
1032	Admin Support Assistant 12 Mo	1	1	Male	0	0	0	0	0	0	0	0
				Female	1	0	1	0	0	0	0	
1035	Admin Support Coord 12 Mo	2	2	Male	1	0	0	1	0	0	0	0
				Female	1	0	0	1	0	0	0	0
1038	Admin Analyst/Splst 12 Mo	3	2	Male	1	0	0	1	0	0	0	0
				Female	2	1	0	1	0	0	0	0
3084	SSP III	1	1	Male	0	0	0	0	0	0	0	0
				Female	1	0	0	1	0	0	0	0
420	Info Tech Consultant 12 Mo	2	2	Male	2	0	0	1	1	0	0	0
				Female	0	0	0	0	0	0	0	0
3312	Administrator II	2	2	Male	1	0	0	1	0	0	0	0
				Female	1	0	0	0	1	0	0	0
3306	Administrator III	1	1	Male	1	0	0	0	0	0	0	1
				Female	0	0	0	0	0	0	0	0
Grand Total #		12	11	Male #	6	0	0	4	1	0	0	1
Grand Total %			91.7	Male %	50.0	0.0	0.0	33.3	8.3	0.0	0.0	8.3
				Female #	6	1	1	3	1	0	0	0
				Female%	50.0	8.3	8.3	25.0	8.3	0.0	0.0	0.0

(+) Indicates this job contains employees who are included from another facility.

(-) Indicates this job contains employees included in this plan's Workforce Analysis but who are excluded from the rest of this facility's Affirmative Action plan.

California State University, Los Angeles

Snapshot Date: 11/01/2017

Workforce Analysis

Organizational Unit: Accounting Department

Job Code	JobTitle	Total		Total								
		EMP	MIN	EMP	W	AA	H	A	NA	PI	2+	
2355	Graduate Assistant	3	2	Male	0	0	0	0	0	0	0	0
				Female	3	1	0	1	1	0	0	0
2358 - Accounting Department	Lecturer AY	12	4	Male	9	6	1	0	2	0	0	0
				Female	3	2	0	0	1	0	0	0
2360 - Accounting Department	Instr Fac AY	11	7	Male	5	2	0	0	3	0	0	0
				Female	6	2	1	0	3	0	0	0
2481 - Accounting Department	Dept Chair 12 Mo	1	0	Male	0	0	0	0	0	0	0	0
				Female	1	1	0	0	0	0	0	0
Grand Total #		27	13	Male #	14	8	1	0	5	0	0	0
Grand Total %			48.1	Male %	51.9	29.6	3.7	0.0	18.5	0.0	0.0	0.0
				Female #	13	6	1	1	5	0	0	0
				Female%	48.1	22.2	3.7	3.7	18.5	0.0	0.0	0.0

(+) Indicates this job contains employees who are included from another facility.

(-) Indicates this job contains employees included in this plan's Workforce Analysis but who are excluded from the rest of this facility's Affirmative Action plan.

California State University, Los Angeles

Snapshot Date: 11/01/2017

Workforce Analysis

Organizational Unit: Administrative Technology

Job Code	JobTitle	Total		Total								
		EMP	MIN	EMP	W	AA	H	A	NA	PI	2+	
1032	Admin Support Assistant 12 Mo	1	1	Male	0	0	0	0	0	0	0	0
				Female	1	0	0	1	0	0	0	0
420	Info Tech Consultant 12 Mo	6	4	Male	5	2	0	0	3	0	0	0
				Female	1	0	0	0	1	0	0	0
3318	Administrator I	1	0	Male	1	1	0	0	0	0	0	0
				Female	0	0	0	0	0	0	0	0
3312	Administrator II	2	1	Male	0	0	0	0	0	0	0	0
				Female	2	1	0	0	1	0	0	0
Grand Total #		10	6	Male #	6	3	0	0	3	0	0	0
Grand Total %			60.0	Male %	60.0	30.0	0.0	0.0	30.0	0.0	0.0	0.0
				Female #	4	1	0	1	2	0	0	0
				Female%	40.0	10.0	0.0	10.0	20.0	0.0	0.0	0.0

(+) Indicates this job contains employees who are included from another facility.

(-) Indicates this job contains employees included in this plan's Workforce Analysis but who are excluded from the rest of this facility's Affirmative Action plan.

California State University, Los Angeles

Snapshot Date: 11/01/2017

Workforce Analysis

Organizational Unit: Admissions

Job Code	JobTitle	Total		Total								
		EMP	MIN	EMP	W	AA	H	A	NA	PI	2+	
1032	Admin Support Assistant 12 Mo	6	4	Male	0	0	0	0	0	0	0	0
				Female	6	2	1	1	1	0	0	1
2634	Evaluator Trainee	1	1	Male	0	0	0	0	0	0	0	0
				Female	1	0	0	1	0	0	0	0
1035	Admin Support Coord 12 Mo	1	1	Male	0	0	0	0	0	0	0	0
				Female	1	0	0	1	0	0	0	0
2632	Evaluator I	7	5	Male	1	1	0	0	0	0	0	0
				Female	6	1	0	5	0	0	0	0
2633	Evaluator II	6	5	Male	2	0	0	0	2	0	0	0
				Female	4	1	0	3	0	0	0	0
3082	SSP II	1	1	Male	0	0	0	0	0	0	0	0
				Female	1	0	0	1	0	0	0	0
1038	Admin Analyst/Spclst 12 Mo	1	1	Male	1	0	0	0	1	0	0	0
				Female	0	0	0	0	0	0	0	0
420	Info Tech Consultant 12 Mo	1	1	Male	0	0	0	0	0	0	0	0
				Female	1	0	0	1	0	0	0	0
3318	Administrator I	2	1	Male	1	0	0	1	0	0	0	0
				Female	1	1	0	0	0	0	0	0
3312	Administrator II	1	1	Male	1	0	0	1	0	0	0	0
				Female	0	0	0	0	0	0	0	0
Grand Total #		27	21	Male #	6	1	0	2	3	0	0	0
Grand Total %			77.8	Male %	22.2	3.7	0.0	7.4	11.1	0.0	0.0	0.0
				Female #	21	5	1	13	1	0	0	1
				Female%	77.8	18.5	3.7	48.1	3.7	0.0	0.0	3.7

(+) Indicates this job contains employees who are included from another facility.

(-) Indicates this job contains employees included in this plan's Workforce Analysis but who are excluded from the rest of this facility's Affirmative Action plan.

California State University, Los Angeles

Snapshot Date: 11/01/2017

Workforce Analysis

Organizational Unit: Alumni Affairs

Job Code	JobTitle	Total		Total								
		EMP	MIN	EMP	W	AA	H	A	NA	PI	2+	
1038	Admin Analyst/Spclst 12 Mo	1	1	Male	0	0	0	0	0	0	0	0
				Female	1	0	0	0	1	0	0	0
3312	Administrator II	1	1	Male	0	0	0	0	0	0	0	0
				Female	1	0	0	1	0	0	0	0
Grand Total #		2	2	Male #	0	0	0	0	0	0	0	0
Grand Total %			100.0	Male %	0.0	0.0	0.0	0.0	0.0	0.0	0.0	0.0
				Female #	2	0	0	1	1	0	0	0
				Female%	100.0	0.0	0.0	50.0	50.0	0.0	0.0	0.0

(+) Indicates this job contains employees who are included from another facility.

(-) Indicates this job contains employees included in this plan's Workforce Analysis but who are excluded from the rest of this facility's Affirmative Action plan.

California State University, Los Angeles

Snapshot Date: 11/01/2017

Workforce Analysis

Organizational Unit: Animal Care

Job Code	JobTitle	Total		Total								
		EMP	MIN	EMP	W	AA	H	A	NA	PI	2+	
1577	Instructional Support Asst I	2	2	Male	1	0	0	1	0	0	0	0
				Female	1	0	0	1	0	0	0	0
1617	Instructional Support Tech II	1	1	Male	0	0	0	0	0	0	0	0
				Female	1	0	0	1	0	0	0	0
Grand Total #		3	3	Male #	1	0	0	1	0	0	0	0
Grand Total %			100.0	Male %	33.3	0.0	0.0	33.3	0.0	0.0	0.0	0.0
				Female #	2	0	0	2	0	0	0	0
				Female%	66.7	0.0	0.0	66.7	0.0	0.0	0.0	0.0

(+) Indicates this job contains employees who are included from another facility.

(-) Indicates this job contains employees included in this plan's Workforce Analysis but who are excluded from the rest of this facility's Affirmative Action plan.

California State University, Los Angeles

Snapshot Date: 11/01/2017

Workforce Analysis

Organizational Unit: Annual Fund

Job Code	JobTitle	Total		Total									
		EMP	MIN	EMP	W	AA	H	A	NA	PI	2+		
3318	Administrator I	1	0	Male	1	1	0	0	0	0	0	0	0
				Female	0	0	0	0	0	0	0	0	0
3312	Administrator II	1	0	Male	0	0	0	0	0	0	0	0	0
				Female	1	1	0	0	0	0	0	0	0
Grand Total #		2	0	Male #	1	1	0	0	0	0	0	0	0
Grand Total %			0.0	Male %	50.0	50.0	0.0	0.0	0.0	0.0	0.0	0.0	0.0
				Female #	1	1	0	0	0	0	0	0	0
				Female%	50.0	50.0	0.0	0.0	0.0	0.0	0.0	0.0	0.0

(+) Indicates this job contains employees who are included from another facility.

(-) Indicates this job contains employees included in this plan's Workforce Analysis but who are excluded from the rest of this facility's Affirmative Action plan.

California State University, Los Angeles

Snapshot Date: 11/01/2017

Workforce Analysis

Organizational Unit: Anthropology

Job Code	JobTitle	Total		Total								
		EMP	MIN	EMP	W	AA	H	A	NA	PI	2+	
2355	Graduate Assistant	6	5	Male	1	0	0	1	0	0	0	0
				Female	5	1	0	3	1	0	0	0
2354 - Anthropology	Teaching Associate AY	9	7	Male	1	0	0	1	0	0	0	0
				Female	8	2	0	5	0	0	0	1
2358 - Anthropology	Lecturer AY	8	2	Male	2	1	0	0	0	0	0	1
				Female	6	5	0	1	0	0	0	0
1035	Admin Support Coord 12 Mo	1	1	Male	0	0	0	0	0	0	0	0
				Female	1	0	0	1	0	0	0	0
2360 - Anthropology	Instr Fac AY	5	1	Male	1	1	0	0	0	0	0	0
				Female	4	3	0	0	1	0	0	0
2481 - Anthropology	Dept Chair 12 Mo	1	1	Male	1	0	0	1	0	0	0	0
				Female	0	0	0	0	0	0	0	0
Grand Total #		30	17	Male #	6	2	0	3	0	0	0	1
Grand Total %			56.7	Male %	20.0	6.7	0.0	10.0	0.0	0.0	0.0	3.3
				Female #	24	11	0	10	2	0	0	1
				Female%	80.0	36.7	0.0	33.3	6.7	0.0	0.0	3.3

(+) Indicates this job contains employees who are included from another facility.

(-) Indicates this job contains employees included in this plan's Workforce Analysis but who are excluded from the rest of this facility's Affirmative Action plan.

California State University, Los Angeles

Snapshot Date: 11/01/2017

Workforce Analysis

Organizational Unit: Art

Job Code	JobTitle	Total		Total								
		EMP	MIN	EMP	W	AA	H	A	NA	PI	2+	
2355	Graduate Assistant	2	2	Male	0	0	0	0	0	0	0	0
				Female	2	0	0	2	0	0	0	0
2354 - Art	Teaching Associate AY	5	3	Male	3	2	0	1	0	0	0	0
				Female	2	0	1	0	1	0	0	0
1032	Admin Support Assistant 12 Mo	1	1	Male	0	0	0	0	0	0	0	0
				Female	1	0	0	1	0	0	0	0
1035	Admin Support Coord 12 Mo	1	1	Male	0	0	0	0	0	0	0	0
				Female	1	0	0	0	1	0	0	0
2358 - Art	Lecturer AY	16	3	Male	6	5	0	0	1	0	0	0
				Female	10	8	0	1	1	0	0	0
1615	Instructional Support Tech I	1	0	Male	1	1	0	0	0	0	0	0
				Female	0	0	0	0	0	0	0	0
2360 - Art	Instr Fac AY	13	4	Male	10	6	1	2	0	0	1	0
				Female	3	3	0	0	0	0	0	0
2361 - Art	Instr Fac 12 Mo	1	1	Male	0	0	0	0	0	0	0	0
				Female	1	0	0	0	1	0	0	0
2481 - Art	Dept Chair 12 Mo	1	0	Male	0	0	0	0	0	0	0	0
				Female	1	1	0	0	0	0	0	0
Grand Total #		41	15	Male #	20	14	1	3	1	0	1	0
Grand Total %			36.6	Male %	48.8	34.1	2.4	7.3	2.4	0.0	2.4	0.0
				Female #	21	12	1	4	4	0	0	0
				Female%	51.2	29.3	2.4	9.8	9.8	0.0	0.0	0.0

(+) Indicates this job contains employees who are included from another facility.

(-) Indicates this job contains employees included in this plan's Workforce Analysis but who are excluded from the rest of this facility's Affirmative Action plan.

California State University, Los Angeles

Snapshot Date: 11/01/2017

Workforce Analysis

Organizational Unit: Arts & Letters--Dean

Job Code	JobTitle	Total		Total								
		EMP	MIN	EMP	W	AA	H	A	NA	PI	2+	
2354 - Arts & Letters--Dean	Teaching Associate AY	1	0	Male	0	0	0	0	0	0	0	0
				Female	1	1	0	0	0	0	0	0
1035	Admin Support Coord 12 Mo	1	1	Male	0	0	0	0	0	0	0	0
				Female	1	0	0	1	0	0	0	0
1038	Admin Analyst/Splst 12 Mo	3	3	Male	0	0	0	0	0	0	0	0
				Female	3	0	0	3	0	0	0	0
3082	SSP II	3	2	Male	2	1	1	0	0	0	0	0
				Female	1	0	0	1	0	0	0	0
7013	Equip Tech II, Electronic	2	1	Male	2	1	0	1	0	0	0	0
				Female	0	0	0	0	0	0	0	0
3084	SSP III	1	1	Male	0	0	0	0	0	0	0	0
				Female	1	0	0	1	0	0	0	0
2358 - Arts & Letters--Dean	Lecturer AY	2	1	Male	0	0	0	0	0	0	0	0
				Female	2	1	0	0	0	0	0	0
800	Pub Affairs/Comm Spec 12 Mo	1	1	Male	0	0	0	0	0	0	0	0
				Female	1	0	0	1	0	0	0	0
7023	Equip Tech III, Electronic	1	0	Male	0	0	0	0	0	0	0	0
				Female	1	1	0	0	0	0	0	0
840	Performing Arts Tech 12 Mo	1	0	Male	1	1	0	0	0	0	0	0
				Female	0	0	0	0	0	0	0	0
420	Info Tech Consultant 12 Mo	1	1	Male	1	0	0	0	1	0	0	0
				Female	0	0	0	0	0	0	0	0
3312	Administrator II	2	2	Male	0	0	0	0	0	0	0	0
				Female	2	0	1	0	1	0	0	0
2481 - Arts & Letters--Dean	Dept Chair 12 Mo	1	0	Male	0	0	0	0	0	0	0	0
				Female	1	1	0	0	0	0	0	0

(+) Indicates this job contains employees who are included from another facility.

(-) Indicates this job contains employees included in this plan's Workforce Analysis but who are excluded from the rest of this facility's Affirmative Action plan.

California State University, Los Angeles

Snapshot Date: 11/01/2017

Workforce Analysis

Organizational Unit: Arts & Letters--Dean

Job Code	JobTitle	Total		Total								
		EMP	MIN	EMP	W	AA	H	A	NA	PI	2+	
3306	Administrator III	1	0	Male	1	1	0	0	0	0	0	0
				Female	0	0	0	0	0	0	0	0
3300	Administrator IV	1	0	Male	1	1	0	0	0	0	0	0
				Female	0	0	0	0	0	0	0	0
Grand Total #		22	13	Male #	8	5	1	1	1	0	0	0
Grand Total %			59.1	Male %	36.4	22.7	4.5	4.5	4.5	0.0	0.0	0.0
				Female #	14	4	1	7	1	0	0	1
				Female%	63.6	18.2	4.5	31.8	4.5	0.0	0.0	4.5

(+) Indicates this job contains employees who are included from another facility.

(-) Indicates this job contains employees included in this plan's Workforce Analysis but who are excluded from the rest of this facility's Affirmative Action plan.

California State University, Los Angeles

Snapshot Date: 11/01/2017

Workforce Analysis

Organizational Unit: Asian American Studies

Job Code	JobTitle	Total		Total								
		EMP	MIN	EMP	W	AA	H	A	NA	PI	2+	
2358 - Asian American Studies	Lecturer AY	1	1	Male	1	0	0	0	1	0	0	0
				Female	0	0	0	0	0	0	0	
2360 - Asian American Studies	Instr Fac AY	1	1	Male	1	0	0	0	1	0	0	0
				Female	0	0	0	0	0	0	0	
Grand Total #		2	2	Male #	2	0	0	0	2	0	0	0
Grand Total %			100.0	Male %	100.0	0.0	0.0	0.0	100.0	0.0	0.0	0.0
				Female #	0	0	0	0	0	0	0	0
				Female%	0.0	0.0	0.0	0.0	0.0	0.0	0.0	0.0

(+) Indicates this job contains employees who are included from another facility.

(-) Indicates this job contains employees included in this plan's Workforce Analysis but who are excluded from the rest of this facility's Affirmative Action plan.

California State University, Los Angeles

Snapshot Date: 11/01/2017

Workforce Analysis

Organizational Unit: Associate VP Academic Affairs

Job Code	JobTitle	Total		Total								
		EMP	MIN	EMP	W	AA	H	A	NA	PI	2+	
1035	Admin Support Coord 12 Mo	1	1	Male	0	0	0	0	0	0	0	0
				Female	1	0	0	1	0	0	0	0
3312	Administrator II	1	1	Male	0	0	0	0	0	0	0	0
				Female	1	0	0	1	0	0	0	0
3300	Administrator IV	1	1	Male	1	0	0	1	0	0	0	0
				Female	0	0	0	0	0	0	0	0
Grand Total #		3	3	Male #	1	0	0	1	0	0	0	0
Grand Total %			100.0	Male %	33.3	0.0	0.0	33.3	0.0	0.0	0.0	0.0
				Female #	2	0	0	2	0	0	0	0
				Female%	66.7	0.0	0.0	66.7	0.0	0.0	0.0	0.0

(+) Indicates this job contains employees who are included from another facility.

(-) Indicates this job contains employees included in this plan's Workforce Analysis but who are excluded from the rest of this facility's Affirmative Action plan.

California State University, Los Angeles

Snapshot Date: 11/01/2017

Workforce Analysis

Organizational Unit: Athletics Department

Job Code	JobTitle	Total		Total									
		EMP	MIN	EMP	W	AA	H	A	NA	PI	2+		
8180 - Athletics Department	Athletic Trainer I 12 Mo	1	1	Male	1	0	0	0	0	0	0	0	1
				Female	0	0	0	0	0	0	0	0	0
2358 - Athletics Department	Lecturer AY	1	0	Male	0	0	0	0	0	0	0	0	0
				Female	1	1	0	0	0	0	0	0	0
2384 - Athletics Department	Coaching Assistant AY	8	3	Male	7	4	2	1	0	0	0	0	0
				Female	1	1	0	0	0	0	0	0	0
1035	Admin Support Coord 12 Mo	1	0	Male	0	0	0	0	0	0	0	0	0
				Female	1	1	0	0	0	0	0	0	0
2381 - Athletics Department	Coaching Specialist AY	2	2	Male	2	0	1	1	0	0	0	0	0
				Female	0	0	0	0	0	0	0	0	0
3318	Administrator I	2	2	Male	2	0	2	0	0	0	0	0	0
				Female	0	0	0	0	0	0	0	0	0
2379 - Athletics Department	Coaching Specialist 12 Mo	3	3	Male	2	0	0	2	0	0	0	0	0
				Female	1	0	0	0	0	1	0	0	
3312	Administrator II	3	1	Male	3	2	0	1	0	0	0	0	0
				Female	0	0	0	0	0	0	0	0	
2376 - Athletics Department	Coach 12 Mo	1	0	Male	1	1	0	0	0	0	0	0	0
				Female	0	0	0	0	0	0	0	0	
2373 - Athletics Department	Head Coach 12 Mo	7	2	Male	4	3	0	1	0	0	0	0	0
				Female	3	2	1	0	0	0	0	0	
2481 - Athletics Department	Dept Chair 12 Mo	1	0	Male	0	0	0	0	0	0	0	0	0
				Female	1	1	0	0	0	0	0	0	
3306	Administrator III	2	1	Male	1	1	0	0	0	0	0	0	0
				Female	1	0	1	0	0	0	0	0	
3300	Administrator IV	1	1	Male	1	0	1	0	0	0	0	0	0
				Female	0	0	0	0	0	0	0	0	

(+) Indicates this job contains employees who are included from another facility.

(-) Indicates this job contains employees included in this plan's Workforce Analysis but who are excluded from the rest of this facility's Affirmative Action plan.

California State University, Los Angeles

Snapshot Date: 11/01/2017

Workforce Analysis

Organizational Unit: Athletics Department

Job Code	JobTitle	Total		Total								
		EMP	MIN	EMP	W	AA	H	A	NA	PI	2+	
	Grand Total #	33	16	Male #	24	11	6	6	0	0	0	1
	Grand Total %		48.5	Male %	72.7	33.3	18.2	18.2	0.0	0.0	0.0	3.0
				Female #	9	6	2	0	0	1	0	0
				Female%	27.3	18.2	6.1	0.0	0.0	3.0	0.0	0.0

(+) Indicates this job contains employees who are included from another facility.

(-) Indicates this job contains employees included in this plan's Workforce Analysis but who are excluded from the rest of this facility's Affirmative Action plan.

California State University, Los Angeles

Snapshot Date: 11/01/2017

Workforce Analysis

Organizational Unit: Automotive

Job Code	JobTitle	Total		Total								
		EMP	MIN	EMP	W	AA	H	A	NA	PI	2+	
6270	Auto/Equipment Mechanic	1	1	Male	1	0	1	0	0	0	0	0
				Female	0	0	0	0	0	0	0	0
Grand Total #		1	1	Male #	1	0	1	0	0	0	0	0
Grand Total %			100.0	Male %	100.0	0.0	100.0	0.0	0.0	0.0	0.0	0.0
				Female #	0	0	0	0	0	0	0	0
				Female%	0.0	0.0	0.0	0.0	0.0	0.0	0.0	0.0

(+) Indicates this job contains employees who are included from another facility.

(-) Indicates this job contains employees included in this plan's Workforce Analysis but who are excluded from the rest of this facility's Affirmative Action plan.

California State University, Los Angeles

Snapshot Date: 11/01/2017

Workforce Analysis

Organizational Unit: AVP Enrollment Mgt Office

Job Code	JobTitle	Total		Total								
		EMP	MIN	EMP	W	AA	H	A	NA	PI	2+	
1038	Admin Analyst/Spclst 12 Mo	1	1	Male	0	0	0	0	0	0	0	0
				Female	1	0	0	1	0	0	0	0
3312	Administrator II	1	0	Male	0	0	0	0	0	0	0	0
				Female	1	1	0	0	0	0	0	0
3300	Administrator IV	1	0	Male	1	1	0	0	0	0	0	0
				Female	0	0	0	0	0	0	0	0
Grand Total #		3	1	Male #	1	1	0	0	0	0	0	0
Grand Total %			33.3	Male %	33.3	33.3	0.0	0.0	0.0	0.0	0.0	0.0
				Female #	2	1	0	1	0	0	0	0
				Female%	66.7	33.3	0.0	33.3	0.0	0.0	0.0	0.0

(+) Indicates this job contains employees who are included from another facility.

(-) Indicates this job contains employees included in this plan's Workforce Analysis but who are excluded from the rest of this facility's Affirmative Action plan.

California State University, Los Angeles

Snapshot Date: 11/01/2017

Workforce Analysis

Organizational Unit: AVP Facilities and Planning

Job Code	JobTitle	Total		Total								
		EMP	MIN	EMP	W	AA	H	A	NA	PI	2+	
3318	Administrator I	1	1	Male	0	0	0	0	0	0	0	0
				Female	1	0	0	0	1	0	0	
3312	Administrator II	1	0	Male	1	1	0	0	0	0	0	
				Female	0	0	0	0	0	0		
3306	Administrator III	1	0	Male	1	1	0	0	0	0	0	
				Female	0	0	0	0	0	0		
Grand Total #		3	1	Male #	2	2	0	0	0	0	0	
Grand Total %			33.3	Male %	66.7	66.7	0.0	0.0	0.0	0.0	0.0	
				Female #	1	0	0	0	1	0	0	
				Female%	33.3	0.0	0.0	0.0	33.3	0.0	0.0	

(+) Indicates this job contains employees who are included from another facility.

(-) Indicates this job contains employees included in this plan's Workforce Analysis but who are excluded from the rest of this facility's Affirmative Action plan.

California State University, Los Angeles

Snapshot Date: 11/01/2017

Workforce Analysis

Organizational Unit: AVP Financial Services

Job Code	JobTitle	Total		Total								
		EMP	MIN	EMP	W	AA	H	A	NA	PI	2+	
1038	Admin Analyst/Spclst 12 Mo	1	1	Male	0	0	0	0	0	0	0	0
				Female	1	0	0	1	0	0	0	0
3300	Administrator IV	1	1	Male	0	0	0	0	0	0	0	0
				Female	1	0	0	0	1	0	0	0
Grand Total #		2	2	Male #	0	0	0	0	0	0	0	0
Grand Total %			100.0	Male %	0.0	0.0	0.0	0.0	0.0	0.0	0.0	0.0
				Female #	2	0	0	1	1	0	0	0
				Female%	100.0	0.0	0.0	50.0	50.0	0.0	0.0	0.0

(+) Indicates this job contains employees who are included from another facility.

(-) Indicates this job contains employees included in this plan's Workforce Analysis but who are excluded from the rest of this facility's Affirmative Action plan.

California State University, Los Angeles

Snapshot Date: 11/01/2017

Workforce Analysis

Organizational Unit: AVP Student Service Office

Job Code	JobTitle	Total		Total								
		EMP	MIN	EMP	W	AA	H	A	NA	PI	2+	
1035	Admin Support Coord 12 Mo	2	2	Male	0	0	0	0	0	0	0	0
				Female	2	0	0	2	0	0	0	0
3084	SSP III	1	1	Male	0	0	0	0	0	0	0	0
				Female	1	0	0	1	0	0	0	0
3318	Administrator I	1	1	Male	1	0	0	0	1	0	0	0
				Female	0	0	0	0	0	0	0	0
3312	Administrator II	1	0	Male	0	0	0	0	0	0	0	0
				Female	1	1	0	0	0	0	0	0
3306	Administrator III	1	0	Male	0	0	0	0	0	0	0	0
				Female	1	1	0	0	0	0	0	0
Grand Total #		6	4	Male #	1	0	0	0	1	0	0	0
Grand Total %			66.7	Male %	16.7	0.0	0.0	0.0	16.7	0.0	0.0	0.0
				Female #	5	2	0	3	0	0	0	0
				Female%	83.3	33.3	0.0	50.0	0.0	0.0	0.0	0.0

(+) Indicates this job contains employees who are included from another facility.

(-) Indicates this job contains employees included in this plan's Workforce Analysis but who are excluded from the rest of this facility's Affirmative Action plan.

California State University, Los Angeles

Snapshot Date: 11/01/2017

Workforce Analysis

Organizational Unit: Baseline

Job Code	JobTitle	Total		Total								
		EMP	MIN	EMP	W	AA	H	A	NA	PI	2+	
440	Equip Systems Specialist 12 Mo	2	2	Male	2	0	0	2	0	0	0	0
				Female	0	0	0	0	0	0	0	
420	Info Tech Consultant 12 Mo	1	0	Male	0	0	0	0	0	0	0	0
				Female	1	1	0	0	0	0	0	0
Grand Total #		3	2	Male #	2	0	0	2	0	0	0	0
Grand Total %			66.7	Male %	66.7	0.0	0.0	66.7	0.0	0.0	0.0	0.0
				Female #	1	1	0	0	0	0	0	0
				Female%	33.3	33.3	0.0	0.0	0.0	0.0	0.0	0.0

(+) Indicates this job contains employees who are included from another facility.

(-) Indicates this job contains employees included in this plan's Workforce Analysis but who are excluded from the rest of this facility's Affirmative Action plan.

California State University, Los Angeles

Snapshot Date: 11/01/2017

Workforce Analysis

Organizational Unit: Biology and Microbiology

Job Code	JobTitle	Total		Total								
		EMP	MIN	EMP	W	AA	H	A	NA	PI	2+	
2355	Graduate Assistant	7	4	Male	3	1	0	2	0	0	0	0
				Female	4	2	0	0	2	0	0	
2354 - Biology and Microbiology	Teaching Associate AY	11	10	Male	4	0	1	3	0	0	0	0
				Female	7	1	0	5	1	0	0	0
1032	Admin Support Assistant 12 Mo	1	1	Male	1	0	0	1	0	0	0	0
				Female	0	0	0	0	0	0	0	0
1035	Admin Support Coord 12 Mo	2	2	Male	0	0	0	0	0	0	0	0
				Female	2	0	0	2	0	0	0	0
2358 - Biology and Microbiology	Lecturer AY	28	17	Male	16	7	0	5	4	0	0	0
				Female	12	4	1	2	5	0	0	0
1617	Instructional Support Tech II	1	1	Male	1	0	1	0	0	0	0	0
				Female	0	0	0	0	0	0	0	0
1619	Instructional Support Tech III	4	3	Male	0	0	0	0	0	0	0	0
				Female	4	1	0	1	2	0	0	0
2360 - Biology and Microbiology	Instr Fac AY	12	5	Male	5	3	0	1	1	0	0	0
				Female	7	4	0	2	1	0	0	0
Grand Total #		66	43	Male #	30	11	2	12	5	0	0	0
Grand Total %			65.2	Male %	45.5	16.7	3.0	18.2	7.6	0.0	0.0	0.0
				Female #	36	12	1	12	11	0	0	0
				Female%	54.5	18.2	1.5	18.2	16.7	0.0	0.0	0.0

(+) Indicates this job contains employees who are included from another facility.

(-) Indicates this job contains employees included in this plan's Workforce Analysis but who are excluded from the rest of this facility's Affirmative Action plan.

California State University, Los Angeles

Snapshot Date: 11/01/2017

Workforce Analysis

Organizational Unit: Budget Office

Job Code	JobTitle	Total		Total								
		EMP	MIN	EMP	W	AA	H	A	NA	PI	2+	
5287	Budget Analyst	1	1	Male	0	0	0	0	0	0	0	0
				Female	1	0	0	0	1	0	0	0
5284	Sr Budget Analyst	3	3	Male	1	0	0	0	1	0	0	0
				Female	2	0	0	0	2	0	0	0
3306	Administrator III	1	1	Male	1	0	0	0	1	0	0	0
				Female	0	0	0	0	0	0	0	0
Grand Total #		5	5	Male #	2	0	0	0	2	0	0	0
Grand Total %			100.0	Male %	40.0	0.0	0.0	0.0	40.0	0.0	0.0	0.0
				Female #	3	0	0	0	3	0	0	0
				Female%	60.0	0.0	0.0	0.0	60.0	0.0	0.0	0.0

(+) Indicates this job contains employees who are included from another facility.

(-) Indicates this job contains employees included in this plan's Workforce Analysis but who are excluded from the rest of this facility's Affirmative Action plan.

California State University, Los Angeles

Snapshot Date: 11/01/2017

Workforce Analysis

Organizational Unit: Building Services

Job Code	JobTitle	Total		Total								
		EMP	MIN	EMP	W	AA	H	A	NA	PI	2+	
6702	Building Service Engineer	2	2	Male	2	0	0	2	0	0	0	0
				Female	0	0	0	0	0	0	0	
6699	Air Cond/Refrig Mechanic	5	5	Male	5	0	0	3	2	0	0	0
				Female	0	0	0	0	0	0	0	
6700	Sprvsng Building Svc Engr	1	0	Male	1	1	0	0	0	0	0	0
				Female	0	0	0	0	0	0	0	
Grand Total #		8	7	Male #	8	1	0	5	2	0	0	0
Grand Total %			87.5	Male %	100.0	12.5	0.0	62.5	25.0	0.0	0.0	0.0
				Female #	0	0	0	0	0	0	0	0
				Female%	0.0	0.0	0.0	0.0	0.0	0.0	0.0	0.0

(+) Indicates this job contains employees who are included from another facility.

(-) Indicates this job contains employees included in this plan's Workforce Analysis but who are excluded from the rest of this facility's Affirmative Action plan.

California State University, Los Angeles

Snapshot Date: 11/01/2017

Workforce Analysis

Organizational Unit: Business and Economics--Dean

Job Code	JobTitle	Total		Total								
		EMP	MIN	EMP	W	AA	H	A	NA	PI	2+	
2325	Graduate Assistant Monthly	1	1	Male	1	0	0	0	1	0	0	0
				Female	0	0	0	0	0	0	0	
2354 - Business and Economics--Dean	Teaching Associate AY	1	0	Male	0	0	0	0	0	0	0	0
				Female	1	1	0	0	0	0	0	
1032	Admin Support Assistant 12 Mo	3	3	Male	0	0	0	0	0	0	0	0
				Female	3	0	0	3	0	0	0	
1035	Admin Support Coord 12 Mo	2	2	Male	0	0	0	0	0	0	0	0
				Female	2	0	0	1	1	0	0	
3082	SSP II	4	4	Male	2	0	0	1	1	0	0	0
				Female	2	0	0	2	0	0	0	
420	Info Tech Consultant 12 Mo	2	2	Male	2	0	0	0	2	0	0	0
				Female	0	0	0	0	0	0	0	
2358 - Business and Economics--Dean	Lecturer AY	15	11	Male	7	1	2	0	2	0	0	2
				Female	8	3	1	2	2	0	0	
820	Graphic Designer 12 Mo	1	1	Male	0	0	0	0	0	0	0	0
				Female	1	0	0	0	1	0	0	
1038	Admin Analyst/Splst 12 Mo	2	2	Male	0	0	0	0	0	0	0	0
				Female	2	0	0	1	1	0	0	
3312	Administrator II	1	1	Male	0	0	0	0	0	0	0	0
				Female	1	0	0	1	0	0	0	
2359 - Business and Economics--Dean	Lecturer 12 Mo	1	1	Male	1	0	0	1	0	0	0	0
				Female	0	0	0	0	0	0	0	
3306	Administrator III	1	1	Male	1	0	0	0	1	0	0	0
				Female	0	0	0	0	0	0	0	
3300	Administrator IV	1	0	Male	1	1	0	0	0	0	0	0
				Female	0	0	0	0	0	0	0	

(+) Indicates this job contains employees who are included from another facility.

(-) Indicates this job contains employees included in this plan's Workforce Analysis but who are excluded from the rest of this facility's Affirmative Action plan.

California State University, Los Angeles

Snapshot Date: 11/01/2017

Workforce Analysis

Organizational Unit: Business and Economics--Dean

Job Code	JobTitle	Total		Total								
		EMP	MIN	EMP	W	AA	H	A	NA	PI	2+	
	Grand Total #	35	29	Male #	15	2	2	2	7	0	0	2
	Grand Total %		82.9	Male %	42.9	5.7	5.7	5.7	20.0	0.0	0.0	5.7
				Female #	20	4	1	10	5	0	0	0
				Female%	57.1	11.4	2.9	28.6	14.3	0.0	0.0	0.0

(+) Indicates this job contains employees who are included from another facility.

(-) Indicates this job contains employees included in this plan's Workforce Analysis but who are excluded from the rest of this facility's Affirmative Action plan.

California State University, Los Angeles

Snapshot Date: 11/01/2017

Workforce Analysis

Organizational Unit: Business Financial Services

Job Code	JobTitle	Total		Total								
		EMP	MIN	EMP	W	AA	H	A	NA	PI	2+	
1730	Accounting Technician I	2	2	Male	0	0	0	0	0	0	0	0
				Female	2	0	0	0	2	0	0	0
1741	Accounting Technician II	6	5	Male	0	0	0	0	0	0	0	0
				Female	6	1	1	1	3	0	0	0
1740	Accounting Technician III	8	8	Male	1	0	0	1	0	0	0	0
				Female	7	0	1	3	3	0	0	0
1762	Accountant I	2	2	Male	0	0	0	0	0	0	0	0
				Female	2	0	0	0	2	0	0	0
4555	Accountant II	3	2	Male	0	0	0	0	0	0	0	0
				Female	3	1	0	0	2	0	0	0
3312	Administrator II	2	1	Male	1	0	0	0	1	0	0	0
				Female	1	1	0	0	0	0	0	0
3306	Administrator III	1	1	Male	1	0	0	0	1	0	0	0
				Female	0	0	0	0	0	0	0	0
Grand Total #		24	21	Male #	3	0	0	1	2	0	0	0
Grand Total %			87.5	Male %	12.5	0.0	0.0	4.2	8.3	0.0	0.0	0.0
				Female #	21	3	2	4	12	0	0	0
				Female%	87.5	12.5	8.3	16.7	50.0	0.0	0.0	0.0

(+) Indicates this job contains employees who are included from another facility.

(-) Indicates this job contains employees included in this plan's Workforce Analysis but who are excluded from the rest of this facility's Affirmative Action plan.

California State University, Los Angeles

Snapshot Date: 11/01/2017

Workforce Analysis

Organizational Unit: Cal State Teach

Job Code	JobTitle	Total		Total								
		EMP	MIN	EMP	W	AA	H	A	NA	PI	2+	
1032	Admin Support Assistant 12 Mo	1	1	Male	0	0	0	0	0	0	0	0
				Female	1	0	0	1	0	0	0	0
2630	Credential Analyst II	1	1	Male	0	0	0	0	0	0	0	0
				Female	1	0	0	1	0	0	0	0
2458 - Cal State Teach	Lecturer AY CalState Teach	33	18	Male	8	4	4	0	0	0	0	0
				Female	25	11	4	6	3	0	0	1
2359 - Cal State Teach	Lecturer 12 Mo	1	0	Male	1	1	0	0	0	0	0	0
				Female	0	0	0	0	0	0	0	0
3306	Administrator III	1	1	Male	1	0	1	0	0	0	0	0
				Female	0	0	0	0	0	0	0	0
Grand Total #		37	21	Male #	10	5	5	0	0	0	0	0
Grand Total %			56.8	Male %	27.0	13.5	13.5	0.0	0.0	0.0	0.0	0.0
				Female #	27	11	4	8	3	0	0	1
				Female%	73.0	29.7	10.8	21.6	8.1	0.0	0.0	2.7

(+) Indicates this job contains employees who are included from another facility.

(-) Indicates this job contains employees included in this plan's Workforce Analysis but who are excluded from the rest of this facility's Affirmative Action plan.

California State University, Los Angeles

Snapshot Date: 11/01/2017

Workforce Analysis

Organizational Unit: Career Center

Job Code	JobTitle	Total		Total								
		EMP	MIN	EMP	W	AA	H	A	NA	PI	2+	
1032	Admin Support Assistant 12 Mo	2	2	Male	0	0	0	0	0	0	0	0
				Female	2	0	0	2	0	0	0	0
1035	Admin Support Coord 12 Mo	1	1	Male	0	0	0	0	0	0	0	0
				Female	1	0	0	1	0	0	0	0
3084	SSP III	4	2	Male	1	0	1	0	0	0	0	0
				Female	3	2	1	0	0	0	0	0
3318	Administrator I	1	0	Male	0	0	0	0	0	0	0	0
				Female	1	1	0	0	0	0	0	0
3312	Administrator II	1	0	Male	1	1	0	0	0	0	0	0
				Female	0	0	0	0	0	0	0	0
Grand Total #		9	5	Male #	2	1	1	0	0	0	0	0
Grand Total %			55.6	Male %	22.2	11.1	11.1	0.0	0.0	0.0	0.0	0.0
				Female #	7	3	1	3	0	0	0	0
				Female%	77.8	33.3	11.1	33.3	0.0	0.0	0.0	0.0

(+) Indicates this job contains employees who are included from another facility.

(-) Indicates this job contains employees included in this plan's Workforce Analysis but who are excluded from the rest of this facility's Affirmative Action plan.

California State University, Los Angeles

Snapshot Date: 11/01/2017

Workforce Analysis

Organizational Unit: Carpenter Shop

Job Code	JobTitle	Total		Total									
		EMP	MIN	EMP	W	AA	H	A	NA	PI	2+		
6251	Facilities Worker II	2	2	Male	2	0	0	2	0	0	0	0	0
				Female	0	0	0	0	0	0	0	0	
6476	Carpenter	4	2	Male	4	2	0	2	0	0	0	0	
				Female	0	0	0	0	0	0	0		
6474	Sprvsng Carpenter	1	1	Male	1	0	0	1	0	0	0	0	
				Female	0	0	0	0	0	0	0		
Grand Total #		7	5	Male #	7	2	0	5	0	0	0	0	
Grand Total %			71.4	Male %	100.0	28.6	0.0	71.4	0.0	0.0	0.0	0.0	
				Female #	0	0	0	0	0	0	0	0	
				Female%	0.0	0.0	0.0	0.0	0.0	0.0	0.0	0.0	

(+) Indicates this job contains employees who are included from another facility.

(-) Indicates this job contains employees included in this plan's Workforce Analysis but who are excluded from the rest of this facility's Affirmative Action plan.

California State University, Los Angeles

Snapshot Date: 11/01/2017

Workforce Analysis

Organizational Unit: CC - SSF-Career Services

Job Code	JobTitle	Total		Total								
		EMP	MIN	EMP	W	AA	H	A	NA	PI	2+	
3082	SSP II	2	1	Male	1	1	0	0	0	0	0	0
				Female	1	0	0	1	0	0	0	
Grand Total #		2	1	Male #	1	1	0	0	0	0	0	
Grand Total %			50.0	Male %	50.0	50.0	0.0	0.0	0.0	0.0	0.0	
				Female #	1	0	0	1	0	0	0	
				Female%	50.0	0.0	0.0	50.0	0.0	0.0	0.0	

(+) Indicates this job contains employees who are included from another facility.

(-) Indicates this job contains employees included in this plan's Workforce Analysis but who are excluded from the rest of this facility's Affirmative Action plan.

California State University, Los Angeles

Snapshot Date: 11/01/2017

Workforce Analysis

Organizational Unit: Center for ESPG

Job Code	JobTitle	Total		Total								
		EMP	MIN	EMP	W	AA	H	A	NA	PI	2+	
2354 - Center for ESPG	Teaching Associate AY	8	5	Male	3	1	0	2	0	0	0	0
				Female	5	2	0	3	0	0	0	0
1032	Admin Support Assistant 12 Mo	1	1	Male	1	0	0	0	1	0	0	0
				Female	0	0	0	0	0	0	0	0
1035	Admin Support Coord 12 Mo	1	1	Male	0	0	0	0	0	0	0	0
				Female	1	0	0	1	0	0	0	0
3079	SSP I	2	2	Male	0	0	0	0	0	0	0	0
				Female	2	0	0	1	1	0	0	0
2358 - Center for ESPG	Lecturer AY	5	5	Male	2	0	1	1	0	0	0	0
				Female	3	0	0	2	1	0	0	0
3084	SSP III	1	1	Male	0	0	0	0	0	0	0	0
				Female	1	0	0	1	0	0	0	0
2360 - Center for ESPG	Instr Fac AY	4	2	Male	0	0	0	0	0	0	0	0
				Female	4	2	0	1	0	0	0	0
3306	Administrator III	1	1	Male	0	0	0	0	0	0	0	0
				Female	1	0	0	0	1	0	0	0
Grand Total #		23	18	Male #	6	1	1	3	1	0	0	0
Grand Total %			78.3	Male %	26.1	4.3	4.3	13.0	4.3	0.0	0.0	0.0
				Female #	17	4	0	9	3	0	0	1
				Female%	73.9	17.4	0.0	39.1	13.0	0.0	0.0	4.3

(+) Indicates this job contains employees who are included from another facility.

(-) Indicates this job contains employees included in this plan's Workforce Analysis but who are excluded from the rest of this facility's Affirmative Action plan.

California State University, Los Angeles

Snapshot Date: 11/01/2017

Workforce Analysis

Organizational Unit: Central Store

Job Code	JobTitle	Total		Total								
		EMP	MIN	EMP	W	AA	H	A	NA	PI	2+	
1508	Warehouse Worker	1	1	Male	1	0	0	1	0	0	0	0
				Female	0	0	0	0	0	0	0	
1038	Admin Analyst/Spclst 12 Mo	1	1	Male	1	0	0	1	0	0	0	0
				Female	0	0	0	0	0	0	0	
Grand Total #		2	2	Male #	2	0	0	2	0	0	0	0
Grand Total %			100.0	Male %	100.0	0.0	0.0	100.0	0.0	0.0	0.0	0.0
				Female #	0	0	0	0	0	0	0	0
				Female%	0.0	0.0	0.0	0.0	0.0	0.0	0.0	0.0

(+) Indicates this job contains employees who are included from another facility.

(-) Indicates this job contains employees included in this plan's Workforce Analysis but who are excluded from the rest of this facility's Affirmative Action plan.

California State University, Los Angeles

Snapshot Date: 11/01/2017

Workforce Analysis

Organizational Unit: CETL

Job Code	JobTitle	Total		Total								
		EMP	MIN	EMP	W	AA	H	A	NA	PI	2+	
1035	Admin Support Coord 12 Mo	1	1	Male	0	0	0	0	0	0	0	0
				Female	1	0	0	1	0	0	0	0
2358 - CETL	Lecturer AY	20	11	Male	4	0	0	4	0	0	0	0
				Female	16	9	0	5	2	0	0	0
420	Info Tech Consultant 12 Mo	3	3	Male	2	0	0	2	0	0	0	0
				Female	1	0	0	1	0	0	0	0
2360 - CETL	Instr Fac AY	6	5	Male	0	0	0	0	0	0	0	0
				Female	6	1	0	3	2	0	0	0
3312	Administrator II	2	1	Male	0	0	0	0	0	0	0	0
				Female	2	1	0	0	1	0	0	0
Grand Total #		32	21	Male #	6	0	0	6	0	0	0	0
Grand Total %			65.6	Male %	18.8	0.0	0.0	18.8	0.0	0.0	0.0	0.0
				Female #	26	11	0	10	5	0	0	0
				Female%	81.3	34.4	0.0	31.3	15.6	0.0	0.0	0.0

(+) Indicates this job contains employees who are included from another facility.

(-) Indicates this job contains employees included in this plan's Workforce Analysis but who are excluded from the rest of this facility's Affirmative Action plan.

California State University, Los Angeles

Snapshot Date: 11/01/2017

Workforce Analysis

Organizational Unit: Charter College of Ed - Dean

Job Code	JobTitle	Total		Total								
		EMP	MIN	EMP	W	AA	H	A	NA	PI	2+	
2355	Graduate Assistant	1	1	Male	0	0	0	0	0	0	0	0
				Female	1	0	0	0	1	0	0	0
1032	Admin Support Assistant 12 Mo	2	2	Male	0	0	0	0	0	0	0	0
				Female	2	0	0	2	0	0	0	0
1035	Admin Support Coord 12 Mo	3	3	Male	0	0	0	0	0	0	0	0
				Female	3	0	0	1	2	0	0	0
1038	Admin Analyst/Spclst 12 Mo	3	2	Male	0	0	0	0	0	0	0	0
				Female	3	1	0	2	0	0	0	0
3082	SSP II	4	3	Male	0	0	0	0	0	0	0	0
				Female	4	1	0	3	0	0	0	0
2358 - Charter College of Ed - Dean	Lecturer AY	3	2	Male	0	0	0	0	0	0	0	0
				Female	3	1	0	0	2	0	0	0
800	Pub Affairs/Comm Spec 12 Mo	1	1	Male	0	0	0	0	0	0	0	0
				Female	1	0	1	0	0	0	0	0
2630	Credential Analyst II	1	1	Male	0	0	0	0	0	0	0	0
				Female	1	0	0	1	0	0	0	0
420	Info Tech Consultant 12 Mo	2	2	Male	2	0	0	0	2	0	0	0
				Female	0	0	0	0	0	0	0	0
3312	Administrator II	2	2	Male	1	0	0	1	0	0	0	0
				Female	1	0	0	1	0	0	0	0
3306	Administrator III	1	0	Male	0	0	0	0	0	0	0	0
				Female	1	1	0	0	0	0	0	0
3300	Administrator IV	1	0	Male	0	0	0	0	0	0	0	0
				Female	1	1	0	0	0	0	0	0

(+) Indicates this job contains employees who are included from another facility.

(-) Indicates this job contains employees included in this plan's Workforce Analysis but who are excluded from the rest of this facility's Affirmative Action plan.

California State University, Los Angeles

Snapshot Date: 11/01/2017

Workforce Analysis

Organizational Unit: Charter College of Ed - Dean

Job Code	JobTitle	Total		Total								
		EMP	MIN	EMP	W	AA	H	A	NA	PI	2+	
	Grand Total #	24	19	Male #	3	0	0	1	2	0	0	0
	Grand Total %		79.2	Male %	12.5	0.0	0.0	4.2	8.3	0.0	0.0	0.0
				Female #	21	5	1	10	5	0	0	0
				Female%	87.5	20.8	4.2	41.7	20.8	0.0	0.0	0.0

(+) Indicates this job contains employees who are included from another facility.

(-) Indicates this job contains employees included in this plan's Workforce Analysis but who are excluded from the rest of this facility's Affirmative Action plan.

California State University, Los Angeles

Snapshot Date: 11/01/2017

Workforce Analysis

Organizational Unit: Chemistry & Biochemistry

Job Code	JobTitle	Total		Total								
		EMP	MIN	EMP	W	AA	H	A	NA	PI	2+	
2355	Graduate Assistant	18	11	Male	10	4	0	6	0	0	0	0
				Female	8	3	1	3	1	0	0	
1032	Admin Support Assistant 12 Mo	1	1	Male	1	0	0	1	0	0	0	0
				Female	0	0	0	0	0	0	0	
1035	Admin Support Coord 12 Mo	1	1	Male	0	0	0	0	0	0	0	0
				Female	1	0	0	1	0	0	0	
2358 - Chemistry & Biochemistry	Lecturer AY	21	11	Male	13	8	0	0	5	0	0	0
				Female	8	2	0	3	2	0	0	1
1617	Instructional Support Tech II	1	1	Male	1	0	0	1	0	0	0	0
				Female	0	0	0	0	0	0	0	
7023	Equip Tech III, Electronic	2	2	Male	2	0	2	0	0	0	0	0
				Female	0	0	0	0	0	0	0	
1619	Instructional Support Tech III	2	1	Male	2	1	0	0	1	0	0	0
				Female	0	0	0	0	0	0	0	
7024	Equip Tech III, Splized Equip	1	1	Male	1	0	0	0	1	0	0	0
				Female	0	0	0	0	0	0	0	
2360 - Chemistry & Biochemistry	Instr Fac AY	10	8	Male	6	2	0	2	2	0	0	0
				Female	4	0	0	1	3	0	0	
Grand Total #		57	37	Male #	36	15	2	10	9	0	0	0
Grand Total %			64.9	Male %	63.2	26.3	3.5	17.5	15.8	0.0	0.0	0.0
				Female #	21	5	1	8	6	0	0	1
				Female%	36.8	8.8	1.8	14.0	10.5	0.0	0.0	1.8

(+) Indicates this job contains employees who are included from another facility.

(-) Indicates this job contains employees included in this plan's Workforce Analysis but who are excluded from the rest of this facility's Affirmative Action plan.

California State University, Los Angeles

Snapshot Date: 11/01/2017

Workforce Analysis

Organizational Unit: Chicano Studies

Job Code	JobTitle	Total		Total								
		EMP	MIN	EMP	W	AA	H	A	NA	PI	2+	
1035	Admin Support Coord 12 Mo	1	1	Male	0	0	0	0	0	0	0	0
				Female	1	0	0	1	0	0	0	0
2358 - Chicano Studies	Lecturer AY	9	8	Male	6	0	0	6	0	0	0	0
				Female	3	1	0	2	0	0	0	0
2360 - Chicano Studies	Instr Fac AY	4	4	Male	1	0	0	1	0	0	0	0
				Female	3	0	0	3	0	0	0	0
Grand Total #		14	13	Male #	7	0	0	7	0	0	0	0
Grand Total %			92.9	Male %	50.0	0.0	0.0	50.0	0.0	0.0	0.0	0.0
				Female #	7	1	0	6	0	0	0	0
				Female%	50.0	7.1	0.0	42.9	0.0	0.0	0.0	0.0

(+) Indicates this job contains employees who are included from another facility.

(-) Indicates this job contains employees included in this plan's Workforce Analysis but who are excluded from the rest of this facility's Affirmative Action plan.

California State University, Los Angeles

Snapshot Date: 11/01/2017

Workforce Analysis

Organizational Unit: Child & Family Studies

Job Code	JobTitle	Total		Total								
		EMP	MIN	EMP	W	AA	H	A	NA	PI	2+	
2355	Graduate Assistant	8	7	Male	1	0	0	1	0	0	0	0
				Female	7	1	0	4	1	0	0	1
1032	Admin Support Assistant 12 Mo	1	1	Male	0	0	0	0	0	0	0	0
				Female	1	0	0	1	0	0	0	0
2358 - Child & Family Studies	Lecturer AY	24	19	Male	3	0	1	2	0	0	0	0
				Female	21	5	0	12	2	1	0	1
1035	Admin Support Coord 12 Mo	1	1	Male	0	0	0	0	0	0	0	0
				Female	1	0	0	1	0	0	0	0
2360 - Child & Family Studies	Instr Fac AY	7	3	Male	0	0	0	0	0	0	0	0
				Female	7	4	0	2	1	0	0	0
Grand Total #		41	31	Male #	4	0	1	3	0	0	0	0
Grand Total %			75.6	Male %	9.8	0.0	2.4	7.3	0.0	0.0	0.0	0.0
				Female #	37	10	0	20	4	1	0	2
				Female%	90.2	24.4	0.0	48.8	9.8	2.4	0.0	4.9

(+) Indicates this job contains employees who are included from another facility.

(-) Indicates this job contains employees included in this plan's Workforce Analysis but who are excluded from the rest of this facility's Affirmative Action plan.

California State University, Los Angeles

Snapshot Date: 11/01/2017

Workforce Analysis

Organizational Unit: Civil Engineering

Job Code	JobTitle	Total		Total								
		EMP	MIN	EMP	W	AA	H	A	NA	PI	2+	
2358 - Civil Engineering	Lecturer AY	17	13	Male	15	3	1	0	11	0	0	0
				Female	2	1	0	0	1	0	0	0
2360 - Civil Engineering	Instr Fac AY	6	3	Male	4	3	0	0	1	0	0	0
				Female	2	0	0	1	1	0	0	0
Grand Total #		23	16	Male #	19	6	1	0	12	0	0	0
Grand Total %			69.6	Male %	82.6	26.1	4.3	0.0	52.2	0.0	0.0	0.0
				Female #	4	1	0	1	2	0	0	0
				Female%	17.4	4.3	0.0	4.3	8.7	0.0	0.0	0.0

(+) Indicates this job contains employees who are included from another facility.

(-) Indicates this job contains employees included in this plan's Workforce Analysis but who are excluded from the rest of this facility's Affirmative Action plan.

California State University, Los Angeles

Snapshot Date: 11/01/2017

Workforce Analysis

Organizational Unit: Communication Disorders

Job Code	JobTitle	Total		Total								
		EMP	MIN	EMP	W	AA	H	A	NA	PI	2+	
2355	Graduate Assistant	3	2	Male	0	0	0	0	0	0	0	0
				Female	3	1	0	2	0	0	0	0
1032	Admin Support Assistant 12 Mo	1	1	Male	0	0	0	0	0	0	0	0
				Female	1	0	0	1	0	0	0	0
2358 - Communication Disorders	Lecturer AY	21	4	Male	8	5	1	1	1	0	0	0
				Female	13	12	0	1	0	0	0	0
1035	Admin Support Coord 12 Mo	1	1	Male	0	0	0	0	0	0	0	0
				Female	1	0	0	1	0	0	0	0
2360 - Communication Disorders	Instr Fac AY	5	0	Male	3	3	0	0	0	0	0	0
				Female	2	2	0	0	0	0	0	0
2481 - Communication Disorders	Dept Chair 12 Mo	1	0	Male	0	0	0	0	0	0	0	0
				Female	1	1	0	0	0	0	0	0
Grand Total #		32	8	Male #	11	8	1	1	1	0	0	0
Grand Total %			25.0	Male %	34.4	25.0	3.1	3.1	3.1	0.0	0.0	0.0
				Female #	21	16	0	5	0	0	0	0
				Female%	65.6	50.0	0.0	15.6	0.0	0.0	0.0	0.0

(+) Indicates this job contains employees who are included from another facility.

(-) Indicates this job contains employees included in this plan's Workforce Analysis but who are excluded from the rest of this facility's Affirmative Action plan.

California State University, Los Angeles

Snapshot Date: 11/01/2017

Workforce Analysis

Organizational Unit: Communication Studies

Job Code	JobTitle	Total		Total									
		EMP	MIN	EMP	W	AA	H	A	NA	PI	2+		
2355	Graduate Assistant	3	3	Male	0	0	0	0	0	0	0	0	0
				Female	3	0	0	2	1	0	0	0	0
2354 - Communication Studies	Teaching Associate AY	12	9	Male	4	2	0	2	0	0	0	0	0
				Female	8	1	0	6	1	0	0	0	0
1035	Admin Support Coord 12 Mo	1	1	Male	0	0	0	0	0	0	0	0	0
				Female	1	0	0	0	1	0	0	0	0
2358 - Communication Studies	Lecturer AY	18	9	Male	8	5	0	1	1	1	0	0	0
				Female	10	4	2	2	1	0	0	0	1
2360 - Communication Studies	Instr Fac AY	11	6	Male	6	3	0	0	3	0	0	0	0
				Female	5	2	1	1	1	0	0	0	0
2481 - Communication Studies	Dept Chair 12 Mo	1	0	Male	1	1	0	0	0	0	0	0	0
				Female	0	0	0	0	0	0	0	0	0
Grand Total #		46	28	Male #	19	11	0	3	4	1	0	0	0
Grand Total %			60.9	Male %	41.3	23.9	0.0	6.5	8.7	2.2	0.0	0.0	0.0
				Female #	27	7	3	11	5	0	0	0	1
				Female%	58.7	15.2	6.5	23.9	10.9	0.0	0.0	0.0	2.2

(+) Indicates this job contains employees who are included from another facility.

(-) Indicates this job contains employees included in this plan's Workforce Analysis but who are excluded from the rest of this facility's Affirmative Action plan.

California State University, Los Angeles

Snapshot Date: 11/01/2017

Workforce Analysis

Organizational Unit: Computer Science

Job Code	JobTitle	Total		Total								
		EMP	MIN	EMP	W	AA	H	A	NA	PI	2+	
2354 - Computer Science	Teaching Associate AY	4	4	Male	3	0	0	0	3	0	0	0
				Female	1	0	0	0	1	0	0	0
1035	Admin Support Coord 12 Mo	1	0	Male	0	0	0	0	0	0	0	0
				Female	1	1	0	0	0	0	0	0
2358 - Computer Science	Lecturer AY	7	4	Male	6	3	0	1	2	0	0	0
				Female	1	0	0	0	1	0	0	0
2360 - Computer Science	Instr Fac AY	8	5	Male	7	3	0	0	4	0	0	0
				Female	1	0	0	0	1	0	0	0
410	Operating Sys Analyst 12 Mo	1	1	Male	1	0	0	0	1	0	0	0
				Female	0	0	0	0	0	0	0	0
2481 - Computer Science	Dept Chair 12 Mo	1	1	Male	1	0	0	0	1	0	0	0
				Female	0	0	0	0	0	0	0	0
Grand Total #		22	15	Male #	18	6	0	1	11	0	0	0
Grand Total %			68.2	Male %	81.8	27.3	0.0	4.5	50.0	0.0	0.0	0.0
				Female #	4	1	0	0	3	0	0	0
				Female%	18.2	4.5	0.0	0.0	13.6	0.0	0.0	0.0

(+) Indicates this job contains employees who are included from another facility.

(-) Indicates this job contains employees included in this plan's Workforce Analysis but who are excluded from the rest of this facility's Affirmative Action plan.

California State University, Los Angeles

Snapshot Date: 11/01/2017

Workforce Analysis

Organizational Unit: Copy Print Program

Job Code	JobTitle	Total		Total								
		EMP	MIN	EMP	W	AA	H	A	NA	PI	2+	
7000	Equip Maintenance Assistant	2	1	Male	2	1	0	0	1	0	0	0
				Female	0	0	0	0	0	0	0	0
Grand Total #		2	1	Male #	2	1	0	0	1	0	0	0
Grand Total %			50.0	Male %	100.0	50.0	0.0	0.0	50.0	0.0	0.0	0.0
				Female #	0	0	0	0	0	0	0	0
				Female%	0.0	0.0	0.0	0.0	0.0	0.0	0.0	0.0

(+) Indicates this job contains employees who are included from another facility.

(-) Indicates this job contains employees included in this plan's Workforce Analysis but who are excluded from the rest of this facility's Affirmative Action plan.

California State University, Los Angeles

Snapshot Date: 11/01/2017

Workforce Analysis

Organizational Unit: Criminal Justice

Job Code	JobTitle	Total		Total								
		EMP	MIN	EMP	W	AA	H	A	NA	PI	2+	
2355	Graduate Assistant	4	2	Male	1	0	0	1	0	0	0	0
				Female	3	2	0	1	0	0	0	
1032	Admin Support Assistant 12 Mo	1	1	Male	0	0	0	0	0	0	0	0
				Female	1	0	0	1	0	0	0	0
1035	Admin Support Coord 12 Mo	1	1	Male	0	0	0	0	0	0	0	0
				Female	1	0	0	0	0	0	0	0
2358 - Criminal Justice	Lecturer AY	9	5	Male	6	3	1	1	1	0	0	0
				Female	3	1	0	2	0	0	0	0
2360 - Criminal Justice	Instr Fac AY	6	2	Male	3	2	0	1	0	0	0	0
				Female	3	2	0	0	1	0	0	0
2481 - Criminal Justice	Dept Chair 12 Mo	1	0	Male	0	0	0	0	0	0	0	0
				Female	1	1	0	0	0	0	0	0
Grand Total #		22	11	Male #	10	5	1	3	1	0	0	0
Grand Total %			50.0	Male %	45.5	22.7	4.5	13.6	4.5	0.0	0.0	0.0
				Female #	12	6	0	4	1	0	0	1
				Female%	54.5	27.3	0.0	18.2	4.5	0.0	0.0	4.5

(+) Indicates this job contains employees who are included from another facility.

(-) Indicates this job contains employees included in this plan's Workforce Analysis but who are excluded from the rest of this facility's Affirmative Action plan.

California State University, Los Angeles

Snapshot Date: 11/01/2017

Workforce Analysis

Organizational Unit: Curriculum & Instruction

Job Code	JobTitle	Total		Total								
		EMP	MIN	EMP	W	AA	H	A	NA	PI	2+	
2355	Graduate Assistant	2	1	Male	2	1	0	0	1	0	0	0
				Female	0	0	0	0	0	0	0	
1032	Admin Support Assistant 12 Mo	1	1	Male	0	0	0	0	0	0	0	0
				Female	1	0	0	1	0	0	0	0
1035	Admin Support Coord 12 Mo	1	1	Male	0	0	0	0	0	0	0	0
				Female	1	0	0	1	0	0	0	0
2358 - Curriculum & Instruction	Lecturer AY	14	10	Male	4	1	0	2	1	0	0	0
				Female	10	3	0	5	1	1	0	0
2360 - Curriculum & Instruction	Instr Fac AY	15	8	Male	7	2	3	1	1	0	0	0
				Female	8	5	1	0	2	0	0	0
2481 - Curriculum & Instruction	Dept Chair 12 Mo	1	1	Male	1	0	0	0	1	0	0	0
				Female	0	0	0	0	0	0	0	0
Grand Total #		34	22	Male #	14	4	3	3	4	0	0	0
Grand Total %			64.7	Male %	41.2	11.8	8.8	8.8	11.8	0.0	0.0	0.0
				Female #	20	8	1	7	3	1	0	0
				Female%	58.8	23.5	2.9	20.6	8.8	2.9	0.0	0.0

(+) Indicates this job contains employees who are included from another facility.

(-) Indicates this job contains employees included in this plan's Workforce Analysis but who are excluded from the rest of this facility's Affirmative Action plan.

California State University, Los Angeles

Snapshot Date: 11/01/2017

Workforce Analysis

Organizational Unit: Custodial Dept

Job Code	JobTitle	Total		Total								
		EMP	MIN	EMP	W	AA	H	A	NA	PI	2+	
2010	Custodian	52	50	Male	25	2	8	13	2	0	0	0
				Female	27	0	0	26	0	1	0	0
2015	Lead Custodian	9	9	Male	3	0	2	1	0	0	0	0
				Female	6	0	2	4	0	0	0	0
6223	Laborer	1	1	Male	1	0	0	1	0	0	0	0
				Female	0	0	0	0	0	0	0	0
3318	Administrator I	1	1	Male	1	0	1	0	0	0	0	0
				Female	0	0	0	0	0	0	0	0
Grand Total #		63	61	Male #	30	2	11	15	2	0	0	0
Grand Total %			96.8	Male %	47.6	3.2	17.5	23.8	3.2	0.0	0.0	0.0
				Female #	33	0	2	30	0	1	0	0
				Female%	52.4	0.0	3.2	47.6	0.0	1.6	0.0	0.0

(+) Indicates this job contains employees who are included from another facility.

(-) Indicates this job contains employees included in this plan's Workforce Analysis but who are excluded from the rest of this facility's Affirmative Action plan.

California State University, Los Angeles

Snapshot Date: 11/01/2017

Workforce Analysis

Organizational Unit: Development Office

Job Code	JobTitle	Total		Total								
		EMP	MIN	EMP	W	AA	H	A	NA	PI	2+	
1035	Admin Support Coord 12 Mo	2	2	Male	0	0	0	0	0	0	0	0
				Female	2	0	0	2	0	0	0	0
1038	Admin Analyst/Spclst 12 Mo	1	1	Male	1	0	1	0	0	0	0	0
				Female	0	0	0	0	0	0	0	0
3318	Administrator I	1	1	Male	1	0	0	1	0	0	0	0
				Female	0	0	0	0	0	0	0	0
3312	Administrator II	1	0	Male	0	0	0	0	0	0	0	0
				Female	1	1	0	0	0	0	0	0
Grand Total #		5	4	Male #	2	0	1	1	0	0	0	0
Grand Total %			80.0	Male %	40.0	0.0	20.0	20.0	0.0	0.0	0.0	0.0
				Female #	3	1	0	2	0	0	0	0
				Female%	60.0	20.0	0.0	40.0	0.0	0.0	0.0	0.0

(+) Indicates this job contains employees who are included from another facility.

(-) Indicates this job contains employees included in this plan's Workforce Analysis but who are excluded from the rest of this facility's Affirmative Action plan.

California State University, Los Angeles

Snapshot Date: 11/01/2017

Workforce Analysis

Organizational Unit: Distribution Center

Job Code	JobTitle	Total		Total								
		EMP	MIN	EMP	W	AA	H	A	NA	PI	2+	
1508	Warehouse Worker	4	2	Male	4	2	0	2	0	0	0	0
				Female	0	0	0	0	0	0	0	
1038	Admin Analyst/Spclst 12 Mo	1	1	Male	1	0	0	1	0	0	0	0
				Female	0	0	0	0	0	0	0	
Grand Total #		5	3	Male #	5	2	0	3	0	0	0	0
Grand Total %			60.0	Male %	100.0	40.0	0.0	60.0	0.0	0.0	0.0	0.0
				Female #	0	0	0	0	0	0	0	0
				Female%	0.0	0.0	0.0	0.0	0.0	0.0	0.0	0.0

(+) Indicates this job contains employees who are included from another facility.

(-) Indicates this job contains employees included in this plan's Workforce Analysis but who are excluded from the rest of this facility's Affirmative Action plan.

California State University, Los Angeles

Snapshot Date: 11/01/2017

Workforce Analysis

Organizational Unit: DNP-Nursing Restricted

Job Code	JobTitle	Total		Total									
		EMP	MIN	EMP	W	AA	H	A	NA	PI	2+		
3084	SSP III	1	0	Male	0	0	0	0	0	0	0	0	0
				Female	1	1	0	0	0	0	0	0	0
Grand Total #		1	0	Male #	0	0	0	0	0	0	0	0	
Grand Total %			0.0	Male %	0.0	0.0	0.0	0.0	0.0	0.0	0.0	0.0	
				Female #	1	1	0	0	0	0	0	0	
				Female%	100.0	100.0	0.0	0.0	0.0	0.0	0.0	0.0	

(+) Indicates this job contains employees who are included from another facility.

(-) Indicates this job contains employees included in this plan's Workforce Analysis but who are excluded from the rest of this facility's Affirmative Action plan.

California State University, Los Angeles

Snapshot Date: 11/01/2017

Workforce Analysis

Organizational Unit: Early Entrance Program

Job Code	JobTitle	Total		Total								
		EMP	MIN	EMP	W	AA	H	A	NA	PI	2+	
2355	Graduate Assistant	1	0	Male	0	0	0	0	0	0	0	0
				Female	1	1	0	0	0	0	0	0
1032	Admin Support Assistant 12 Mo	1	1	Male	0	0	0	0	0	0	0	0
				Female	1	0	0	1	0	0	0	0
3084	SSP III	1	0	Male	1	1	0	0	0	0	0	0
				Female	0	0	0	0	0	0	0	0
Grand Total #		3	1	Male #	1	1	0	0	0	0	0	0
Grand Total %			33.3	Male %	33.3	33.3	0.0	0.0	0.0	0.0	0.0	0.0
				Female #	2	1	0	1	0	0	0	0
				Female%	66.7	33.3	0.0	33.3	0.0	0.0	0.0	0.0

(+) Indicates this job contains employees who are included from another facility.

(-) Indicates this job contains employees included in this plan's Workforce Analysis but who are excluded from the rest of this facility's Affirmative Action plan.

California State University, Los Angeles

Snapshot Date: 11/01/2017

Workforce Analysis

Organizational Unit: Economics & Statistics

Job Code	JobTitle	Total		Total								
		EMP	MIN	EMP	W	AA	H	A	NA	PI	2+	
2355	Graduate Assistant	2	2	Male	2	0	0	0	2	0	0	0
				Female	0	0	0	0	0	0	0	0
2358 - Economics & Statistics	Lecturer AY	11	4	Male	9	6	1	0	2	0	0	0
				Female	2	1	0	1	0	0	0	0
2360 - Economics & Statistics	Instr Fac AY	11	8	Male	8	2	1	1	4	0	0	0
				Female	3	1	0	0	2	0	0	0
2481 - Economics & Statistics	Dept Chair 12 Mo	1	1	Male	1	0	0	0	1	0	0	0
				Female	0	0	0	0	0	0	0	0
Grand Total #		25	15	Male #	20	8	2	1	9	0	0	0
Grand Total %			60.0	Male %	80.0	32.0	8.0	4.0	36.0	0.0	0.0	0.0
				Female #	5	2	0	1	2	0	0	0
				Female%	20.0	8.0	0.0	4.0	8.0	0.0	0.0	0.0

(+) Indicates this job contains employees who are included from another facility.

(-) Indicates this job contains employees included in this plan's Workforce Analysis but who are excluded from the rest of this facility's Affirmative Action plan.

California State University, Los Angeles

Snapshot Date: 11/01/2017

Workforce Analysis

Organizational Unit: ECST Student Services

Job Code	JobTitle	Total		Total								
		EMP	MIN	EMP	W	AA	H	A	NA	PI	2+	
1035	Admin Support Coord 12 Mo	1	1	Male	0	0	0	0	0	0	0	0
				Female	1	0	0	0	1	0	0	
3082	SSP II	3	3	Male	2	0	1	1	0	0	0	0
				Female	1	0	0	1	0	0	0	
3084	SSP III	1	1	Male	0	0	0	0	0	0	0	0
				Female	1	0	0	1	0	0	0	
3312	Administrator II	1	1	Male	0	0	0	0	0	0	0	0
				Female	1	0	0	1	0	0	0	
Grand Total #		6	6	Male #	2	0	1	1	0	0	0	0
Grand Total %			100.0	Male %	33.3	0.0	16.7	16.7	0.0	0.0	0.0	0.0
				Female #	4	0	0	3	1	0	0	0
				Female%	66.7	0.0	0.0	50.0	16.7	0.0	0.0	0.0

(+) Indicates this job contains employees who are included from another facility.

(-) Indicates this job contains employees included in this plan's Workforce Analysis but who are excluded from the rest of this facility's Affirmative Action plan.

California State University, Los Angeles

Snapshot Date: 11/01/2017

Workforce Analysis

Organizational Unit: EdD in Educational Leadership

Job Code	JobTitle	Total		Total								
		EMP	MIN	EMP	W	AA	H	A	NA	PI	2+	
1035	Admin Support Coord 12 Mo	1	1	Male	0	0	0	0	0	0	0	0
				Female	1	0	0	1	0	0	0	0
2358 - EdD in Educational Leadership	Lecturer AY	6	6	Male	2	0	0	2	0	0	0	0
				Female	4	0	1	1	2	0	0	0
2360 - EdD in Educational Leadership	Instr Fac AY	5	3	Male	2	1	0	1	0	0	0	0
				Female	3	1	0	0	2	0	0	0
2481 - EdD in Educational Leadership	Dept Chair 12 Mo	1	0	Male	0	0	0	0	0	0	0	0
				Female	1	1	0	0	0	0	0	0
Grand Total #		13	10	Male #	4	1	0	3	0	0	0	0
Grand Total %			76.9	Male %	30.8	7.7	0.0	23.1	0.0	0.0	0.0	0.0
				Female #	9	2	1	2	4	0	0	0
				Female%	69.2	15.4	7.7	15.4	30.8	0.0	0.0	0.0

(+) Indicates this job contains employees who are included from another facility.

(-) Indicates this job contains employees included in this plan's Workforce Analysis but who are excluded from the rest of this facility's Affirmative Action plan.

California State University, Los Angeles

Snapshot Date: 11/01/2017

Workforce Analysis

Organizational Unit: Electrical & Computer Engr

Job Code	JobTitle	Total		Total								
		EMP	MIN	EMP	W	AA	H	A	NA	PI	2+	
2355	Graduate Assistant	6	5	Male	4	1	0	0	2	0	0	1
				Female	2	0	0	0	2	0	0	
1035	Admin Support Coord 12 Mo	1	0	Male	0	0	0	0	0	0	0	
				Female	1	1	0	0	0	0		
2358 - Electrical & Computer Engr	Lecturer AY	12	7	Male	9	4	0	1	4	0	0	
				Female	3	1	0	0	2	0	0	
2360 - Electrical & Computer Engr	Instr Fac AY	8	3	Male	5	3	0	0	2	0	0	
				Female	3	2	0	0	1	0	0	
2481 - Electrical & Computer Engr	Dept Chair 12 Mo	1	0	Male	1	1	0	0	0	0	0	
				Female	0	0	0	0	0	0		
Grand Total #		28	15	Male #	19	9	0	1	8	0	0	1
Grand Total %			53.6	Male %	67.9	32.1	0.0	3.6	28.6	0.0	0.0	3.6
				Female #	9	4	0	0	5	0	0	0
				Female%	32.1	14.3	0.0	0.0	17.9	0.0	0.0	0.0

(+) Indicates this job contains employees who are included from another facility.

(-) Indicates this job contains employees included in this plan's Workforce Analysis but who are excluded from the rest of this facility's Affirmative Action plan.

California State University, Los Angeles

Snapshot Date: 11/01/2017

Workforce Analysis

Organizational Unit: Electrical Shop

Job Code	JobTitle	Total		Total								
		EMP	MIN	EMP	W	AA	H	A	NA	PI	2+	
6940	Facilities Maintenance Mech	2	2	Male	2	0	0	2	0	0	0	0
				Female	0	0	0	0	0	0	0	
6533	Electrician	2	2	Male	2	0	0	2	0	0	0	0
				Female	0	0	0	0	0	0	0	
6534	Sprvsng Electrician	1	1	Male	1	0	0	1	0	0	0	0
				Female	0	0	0	0	0	0	0	
6532	Lead Electrician	1	1	Male	1	0	0	1	0	0	0	0
				Female	0	0	0	0	0	0	0	
Grand Total #		6	6	Male #	6	0	0	6	0	0	0	0
Grand Total %			100.0	Male %	100.0	0.0	0.0	100.0	0.0	0.0	0.0	0.0
				Female #	0	0	0	0	0	0	0	0
				Female%	0.0	0.0	0.0	0.0	0.0	0.0	0.0	0.0

(+) Indicates this job contains employees who are included from another facility.

(-) Indicates this job contains employees included in this plan's Workforce Analysis but who are excluded from the rest of this facility's Affirmative Action plan.

California State University, Los Angeles

Snapshot Date: 11/01/2017

Workforce Analysis

Organizational Unit: English

Job Code	JobTitle	Total		Total								
		EMP	MIN	EMP	W	AA	H	A	NA	PI	2+	
2355	Graduate Assistant	1	0	Male	1	1	0	0	0	0	0	0
				Female	0	0	0	0	0	0	0	0
1032	Admin Support Assistant 12 Mo	1	1	Male	1	0	0	1	0	0	0	0
				Female	0	0	0	0	0	0	0	0
2354 - English	Teaching Associate AY	6	4	Male	2	0	0	2	0	0	0	0
				Female	4	2	0	2	0	0	0	0
1035	Admin Support Coord 12 Mo	1	1	Male	0	0	0	0	0	0	0	0
				Female	1	0	0	0	1	0	0	0
2358 - English	Lecturer AY	17	5	Male	9	6	0	0	2	0	0	1
				Female	8	6	1	0	0	0	0	0
2360 - English	Instr Fac AY	13	6	Male	5	2	0	1	2	0	0	0
				Female	8	5	0	2	1	0	0	0
2481 - English	Dept Chair 12 Mo	1	0	Male	1	1	0	0	0	0	0	0
				Female	0	0	0	0	0	0	0	0
Grand Total #		40	17	Male #	19	10	0	4	4	0	0	1
Grand Total %			42.5	Male %	47.5	25.0	0.0	10.0	10.0	0.0	0.0	2.5
				Female #	21	13	1	4	2	0	0	1
				Female%	52.5	32.5	2.5	10.0	5.0	0.0	0.0	2.5

(+) Indicates this job contains employees who are included from another facility.

(-) Indicates this job contains employees included in this plan's Workforce Analysis but who are excluded from the rest of this facility's Affirmative Action plan.

California State University, Los Angeles

Snapshot Date: 11/01/2017

Workforce Analysis

Organizational Unit: Engr Comp Sci & Tech--Dean

Job Code	JobTitle	Total		Total								
		EMP	MIN	EMP	W	AA	H	A	NA	PI	2+	
2355	Graduate Assistant	1	1	Male	1	0	0	0	1	0	0	0
				Female	0	0	0	0	0	0	0	
2358 - Engr Comp Sci & Tech--Dean	Lecturer AY	6	2	Male	4	2	1	0	0	0	0	1
				Female	2	2	0	0	0	0	0	
3082	SSP II	2	2	Male	1	0	0	1	0	0	0	0
				Female	1	0	1	0	0	0	0	
3084	SSP III	1	1	Male	0	0	0	0	0	0	0	0
				Female	1	0	0	1	0	0	0	
420	Info Tech Consultant 12 Mo	3	3	Male	3	0	0	1	2	0	0	0
				Female	0	0	0	0	0	0	0	
1038	Admin Analyst/Spclst 12 Mo	2	2	Male	0	0	0	0	0	0	0	0
				Female	2	0	0	2	0	0	0	
7013	Equip Tech II, Electronic	1	1	Male	1	0	0	1	0	0	0	0
				Female	0	0	0	0	0	0	0	
7012	Equip Tech II, Electro-Mechnl	1	1	Male	1	0	0	1	0	0	0	0
				Female	0	0	0	0	0	0	0	
7023	Equip Tech III, Electronic	1	0	Male	1	1	0	0	0	0	0	0
				Female	0	0	0	0	0	0	0	
7021	Equip Tech III, Mechanical	1	0	Male	1	1	0	0	0	0	0	0
				Female	0	0	0	0	0	0	0	
3312	Administrator II	2	1	Male	2	1	0	0	1	0	0	0
				Female	0	0	0	0	0	0	0	
2360 - Engr Comp Sci & Tech--Dean	Instr Fac AY	3	2	Male	2	1	0	1	0	0	0	0
				Female	1	0	0	0	1	0	0	
3306	Administrator III	1	1	Male	0	0	0	0	0	0	0	0
				Female	1	0	0	0	1	0	0	

(+) Indicates this job contains employees who are included from another facility.

(-) Indicates this job contains employees included in this plan's Workforce Analysis but who are excluded from the rest of this facility's Affirmative Action plan.

California State University, Los Angeles

Snapshot Date: 11/01/2017

Workforce Analysis

Organizational Unit: Engr Comp Sci & Tech--Dean

Job Code	JobTitle	Total		Total								
		EMP	MIN	EMP	W	AA	H	A	NA	PI	2+	
3300	Administrator IV	1	0	Male	0	0	0	0	0	0	0	0
				Female	1	1	0	0	0	0	0	0
Grand Total #		26	17	Male #	17	6	1	5	4	0	0	1
Grand Total %			65.4	Male %	65.4	23.1	3.8	19.2	15.4	0.0	0.0	3.8
				Female #	9	3	1	3	2	0	0	0
				Female%	34.6	11.5	3.8	11.5	7.7	0.0	0.0	0.0

(+) Indicates this job contains employees who are included from another facility.

(-) Indicates this job contains employees included in this plan's Workforce Analysis but who are excluded from the rest of this facility's Affirmative Action plan.

California State University, Los Angeles

Snapshot Date: 11/01/2017

Workforce Analysis

Organizational Unit: Enterprise Applications

Job Code	JobTitle	Total		Total								
		EMP	MIN	EMP	W	AA	H	A	NA	PI	2+	
3318	Administrator I	1	1	Male	0	0	0	0	0	0	0	0
				Female	1	0	0	0	1	0	0	0
400	Analyst/Programmer 12 Mo	10	5	Male	8	3	0	0	5	0	0	0
				Female	2	2	0	0	0	0	0	0
3306	Administrator III	2	2	Male	2	0	0	0	2	0	0	0
				Female	0	0	0	0	0	0	0	0
Grand Total #		13	8	Male #	10	3	0	0	7	0	0	0
Grand Total %			61.5	Male %	76.9	23.1	0.0	0.0	53.8	0.0	0.0	0.0
				Female #	3	2	0	0	1	0	0	0
				Female%	23.1	15.4	0.0	0.0	7.7	0.0	0.0	0.0

(+) Indicates this job contains employees who are included from another facility.

(-) Indicates this job contains employees included in this plan's Workforce Analysis but who are excluded from the rest of this facility's Affirmative Action plan.

California State University, Los Angeles

Snapshot Date: 11/01/2017

Workforce Analysis

Organizational Unit: Environmental Health & Safety

Job Code	JobTitle	Total		Total								
		EMP	MIN	EMP	W	AA	H	A	NA	PI	2+	
1032	Admin Support Assistant 12 Mo	1	1	Male	0	0	0	0	0	0	0	0
				Female	1	0	0	1	0	0	0	0
1617	Instructional Support Tech II	1	1	Male	1	0	1	0	0	0	0	0
				Female	0	0	0	0	0	0	0	0
1035	Admin Support Coord 12 Mo	1	1	Male	1	0	1	0	0	0	0	0
				Female	0	0	0	0	0	0	0	0
1038	Admin Analyst/Spclst 12 Mo	2	1	Male	2	1	1	0	0	0	0	0
				Female	0	0	0	0	0	0	0	0
3312	Administrator II	1	0	Male	1	1	0	0	0	0	0	0
				Female	0	0	0	0	0	0	0	0
Grand Total #		6	4	Male #	5	2	3	0	0	0	0	0
Grand Total %			66.7	Male %	83.3	33.3	50.0	0.0	0.0	0.0	0.0	0.0
				Female #	1	0	0	1	0	0	0	0
				Female%	16.7	0.0	0.0	16.7	0.0	0.0	0.0	0.0

(+) Indicates this job contains employees who are included from another facility.

(-) Indicates this job contains employees included in this plan's Workforce Analysis but who are excluded from the rest of this facility's Affirmative Action plan.

California State University, Los Angeles

Snapshot Date: 11/01/2017

Workforce Analysis

Organizational Unit: EOP

Job Code	JobTitle	Total		Total								
		EMP	MIN	EMP	W	AA	H	A	NA	PI	2+	
1032	Admin Support Assistant 12 Mo	1	1	Male	0	0	0	0	0	0	0	0
				Female	1	0	0	1	0	0	0	0
1035	Admin Support Coord 12 Mo	2	2	Male	0	0	0	0	0	0	0	0
				Female	2	0	0	2	0	0	0	0
3079	SSP I	1	1	Male	1	0	0	0	0	0	0	1
				Female	0	0	0	0	0	0	0	0
3084	SSP III	7	7	Male	3	0	0	2	1	0	0	0
				Female	4	0	3	1	0	0	0	0
420	Info Tech Consultant 12 Mo	1	1	Male	1	0	1	0	0	0	0	0
				Female	0	0	0	0	0	0	0	0
3318	Administrator I	2	2	Male	1	0	1	0	0	0	0	0
				Female	1	0	0	1	0	0	0	0
3312	Administrator II	2	2	Male	0	0	0	0	0	0	0	0
				Female	2	0	1	1	0	0	0	0
Grand Total #		16	16	Male #	6	0	2	2	1	0	0	1
Grand Total %			100.0	Male %	37.5	0.0	12.5	12.5	6.3	0.0	0.0	6.3
				Female #	10	0	4	6	0	0	0	0
				Female%	62.5	0.0	25.0	37.5	0.0	0.0	0.0	0.0

(+) Indicates this job contains employees who are included from another facility.

(-) Indicates this job contains employees included in this plan's Workforce Analysis but who are excluded from the rest of this facility's Affirmative Action plan.

California State University, Los Angeles

Snapshot Date: 11/01/2017

Workforce Analysis

Organizational Unit: EOP - SSF-Summer Bridge

Job Code	JobTitle	Total		Total								
		EMP	MIN	EMP	W	AA	H	A	NA	PI	2+	
1032	Admin Support Assistant 12 Mo	1	1	Male	0	0	0	0	0	0	0	0
				Female	1	0	0	1	0	0	0	0
2358 - EOP - SSF-Summer Bridge	Lecturer AY	2	1	Male	0	0	0	0	0	0	0	0
				Female	2	1	1	0	0	0	0	0
Grand Total #		3	2	Male #	0	0	0	0	0	0	0	0
Grand Total %			66.7	Male %	0.0	0.0	0.0	0.0	0.0	0.0	0.0	0.0
				Female #	3	1	1	1	0	0	0	0
				Female%	100.0	33.3	33.3	33.3	0.0	0.0	0.0	0.0

(+) Indicates this job contains employees who are included from another facility.

(-) Indicates this job contains employees included in this plan's Workforce Analysis but who are excluded from the rest of this facility's Affirmative Action plan.

California State University, Los Angeles

Snapshot Date: 11/01/2017

Workforce Analysis

Organizational Unit: Equity and Diversity

Job Code	JobTitle	Total		Total								
		EMP	MIN	EMP	W	AA	H	A	NA	PI	2+	
1035	Admin Support Coord 12 Mo	1	1	Male	0	0	0	0	0	0	0	0
				Female	1	0	0	1	0	0	0	0
3312	Administrator II	1	1	Male	0	0	0	0	0	0	0	0
				Female	1	0	0	1	0	0	0	0
Grand Total #		2	2	Male #	0	0	0	0	0	0	0	0
Grand Total %			100.0	Male %	0.0	0.0	0.0	0.0	0.0	0.0	0.0	0.0
				Female #	2	0	0	2	0	0	0	0
				Female%	100.0	0.0	0.0	100.0	0.0	0.0	0.0	0.0

(+) Indicates this job contains employees who are included from another facility.

(-) Indicates this job contains employees included in this plan's Workforce Analysis but who are excluded from the rest of this facility's Affirmative Action plan.

California State University, Los Angeles

Snapshot Date: 11/01/2017

Workforce Analysis

Organizational Unit: Extended Education

Job Code	JobTitle	Total		Total								
		EMP	MIN	EMP	W	AA	H	A	NA	PI	2+	
2355	Graduate Assistant	1	0	Male	0	0	0	0	0	0	0	0
				Female	1	1	0	0	0	0	0	0
1035	Admin Support Coord 12 Mo	2	2	Male	0	0	0	0	0	0	0	0
				Female	2	0	0	0	2	0	0	0
1730	Accounting Technician I	2	2	Male	1	0	0	1	0	0	0	0
				Female	1	0	1	0	0	0	0	0
1038	Admin Analyst/Spclst 12 Mo	5	4	Male	1	1	0	0	0	0	0	0
				Female	4	0	0	2	2	0	0	0
3082	SSP II	1	1	Male	0	0	0	0	0	0	0	0
				Female	1	0	0	1	0	0	0	0
2358 - Extended Education	Lecturer AY	169	101	Male	88	29	6	24	27	1	0	1
				Female	81	39	1	17	23	0	0	1
8185 - Extended Education	If Summer Session Extension	1	0	Male	0	0	0	0	0	0	0	0
				Female	1	1	0	0	0	0	0	0
800	Pub Affairs/Comm Spec 12 Mo	1	1	Male	0	0	0	0	0	0	0	0
				Female	1	0	0	1	0	0	0	0
3084	SSP III	1	1	Male	1	0	0	1	0	0	0	0
				Female	0	0	0	0	0	0	0	0
1350 - Extended Education	ELP Instructor	3	2	Male	1	0	0	1	0	0	0	0
				Female	2	1	0	0	1	0	0	0
5182	Extended Ed Specialist II	4	3	Male	0	0	0	0	0	0	0	0
				Female	4	1	1	0	2	0	0	0
820	Graphic Designer 12 Mo	1	1	Male	0	0	0	0	0	0	0	0
				Female	1	0	0	1	0	0	0	0
1351 - Extended Education	Term ELP Instructor	3	2	Male	2	1	0	0	1	0	0	0
				Female	1	0	1	0	0	0	0	0

(+) Indicates this job contains employees who are included from another facility.

(-) Indicates this job contains employees included in this plan's Workforce Analysis but who are excluded from the rest of this facility's Affirmative Action plan.

California State University, Los Angeles

Snapshot Date: 11/01/2017

Workforce Analysis

Organizational Unit: Extended Education

Job Code	JobTitle	Total		Total								
		EMP	MIN	EMP	W	AA	H	A	NA	PI	2+	
2360 - Extended Education	Instr Fac AY	27	14	Male	20	10	0	5	5	0	0	0
				Female	7	3	0	1	2	1	0	0
3312	Administrator II	5	3	Male	3	1	0	0	2	0	0	0
				Female	2	1	0	1	0	0	0	0
2481 - Extended Education	Dept Chair 12 Mo	3	1	Male	1	1	0	0	0	0	0	0
				Female	2	1	0	1	0	0	0	0
3306	Administrator III	2	0	Male	1	1	0	0	0	0	0	0
				Female	1	1	0	0	0	0	0	0
Grand Total #		231	138	Male #	119	44	6	32	35	1	0	1
Grand Total %			59.7	Male %	51.5	19.0	2.6	13.9	15.2	0.4	0.0	0.4
				Female #	112	49	4	25	32	1	0	1
				Female%	48.5	21.2	1.7	10.8	13.9	0.4	0.0	0.4

(+) Indicates this job contains employees who are included from another facility.

(-) Indicates this job contains employees included in this plan's Workforce Analysis but who are excluded from the rest of this facility's Affirmative Action plan.

California State University, Los Angeles

Snapshot Date: 11/01/2017

Workforce Analysis

Organizational Unit: Fac Svcs SI-Facilities

Job Code	JobTitle	Total		Total								
		EMP	MIN	EMP	W	AA	H	A	NA	PI	2+	
6265	Facilities Project Supv	3	1	Male	3	2	0	1	0	0	0	0
				Female	0	0	0	0	0	0	0	
Grand Total #		3	1	Male #	3	2	0	1	0	0	0	0
Grand Total %			33.3	Male %	100.0	66.7	0.0	33.3	0.0	0.0	0.0	0.0
				Female #	0	0	0	0	0	0	0	0
				Female%	0.0	0.0	0.0	0.0	0.0	0.0	0.0	0.0

(+) Indicates this job contains employees who are included from another facility.

(-) Indicates this job contains employees included in this plan's Workforce Analysis but who are excluded from the rest of this facility's Affirmative Action plan.

California State University, Los Angeles

Snapshot Date: 11/01/2017

Workforce Analysis

Organizational Unit: Facilities Operations Office

Job Code	JobTitle	Total		Total								
		EMP	MIN	EMP	W	AA	H	A	NA	PI	2+	
1741	Accounting Technician II	1	1	Male	0	0	0	0	0	0	0	0
				Female	1	0	0	1	0	0	0	0
1762	Accountant I	1	1	Male	1	0	0	0	1	0	0	0
				Female	0	0	0	0	0	0	0	0
1038	Admin Analyst/Splst 12 Mo	1	1	Male	1	0	0	1	0	0	0	0
				Female	0	0	0	0	0	0	0	0
3312	Administrator II	3	2	Male	3	1	1	1	0	0	0	0
				Female	0	0	0	0	0	0	0	0
3306	Administrator III	1	0	Male	1	1	0	0	0	0	0	0
				Female	0	0	0	0	0	0	0	0
Grand Total #		7	5	Male #	6	2	1	2	1	0	0	0
Grand Total %			71.4	Male %	85.7	28.6	14.3	28.6	14.3	0.0	0.0	0.0
				Female #	1	0	0	1	0	0	0	0
				Female%	14.3	0.0	0.0	14.3	0.0	0.0	0.0	0.0

(+) Indicates this job contains employees who are included from another facility.

(-) Indicates this job contains employees included in this plan's Workforce Analysis but who are excluded from the rest of this facility's Affirmative Action plan.

California State University, Los Angeles

Snapshot Date: 11/01/2017

Workforce Analysis

Organizational Unit: Finance and Law

Job Code	JobTitle	Total		Total								
		EMP	MIN	EMP	W	AA	H	A	NA	PI	2+	
2355	Graduate Assistant	1	1	Male	0	0	0	0	0	0	0	0
				Female	1	0	0	0	1	0	0	0
2358 - Finance and Law	Lecturer AY	11	4	Male	10	6	0	0	4	0	0	0
				Female	1	1	0	0	0	0	0	0
2360 - Finance and Law	Instr Fac AY	7	6	Male	4	0	0	0	4	0	0	0
				Female	3	1	0	0	2	0	0	0
2481 - Finance and Law	Dept Chair 12 Mo	1	0	Male	1	1	0	0	0	0	0	0
				Female	0	0	0	0	0	0	0	0
Grand Total #		20	11	Male #	15	7	0	0	8	0	0	0
Grand Total %			55.0	Male %	75.0	35.0	0.0	0.0	40.0	0.0	0.0	0.0
				Female #	5	2	0	0	3	0	0	0
				Female%	25.0	10.0	0.0	0.0	15.0	0.0	0.0	0.0

(+) Indicates this job contains employees who are included from another facility.

(-) Indicates this job contains employees included in this plan's Workforce Analysis but who are excluded from the rest of this facility's Affirmative Action plan.

California State University, Los Angeles

Snapshot Date: 11/01/2017

Workforce Analysis

Organizational Unit: Fire Life Safety

Job Code	JobTitle	Total		Total								
		EMP	MIN	EMP	W	AA	H	A	NA	PI	2+	
6533	Electrician	1	0	Male	1	1	0	0	0	0	0	0
				Female	0	0	0	0	0	0	0	0
Grand Total #		1	0	Male #	1	1	0	0	0	0	0	
Grand Total %			0.0	Male %	100.0	100.0	0.0	0.0	0.0	0.0	0.0	
				Female #	0	0	0	0	0	0	0	
				Female%	0.0	0.0	0.0	0.0	0.0	0.0	0.0	

(+) Indicates this job contains employees who are included from another facility.

(-) Indicates this job contains employees included in this plan's Workforce Analysis but who are excluded from the rest of this facility's Affirmative Action plan.

California State University, Los Angeles

Snapshot Date: 11/01/2017

Workforce Analysis

Organizational Unit: Geological Sciences

Job Code	JobTitle	Total		Total								
		EMP	MIN	EMP	W	AA	H	A	NA	PI	2+	
2355	Graduate Assistant	5	3	Male	3	2	0	1	0	0	0	0
				Female	2	0	0	1	1	0	0	
2354 - Geological Sciences	Teaching Associate AY	2	0	Male	1	1	0	0	0	0	0	
				Female	1	1	0	0	0	0	0	
1032	Admin Support Assistant 12 Mo	1	0	Male	0	0	0	0	0	0	0	
				Female	1	1	0	0	0	0	0	
1035	Admin Support Coord 12 Mo	1	1	Male	0	0	0	0	0	0	0	
				Female	1	0	0	1	0	0	0	
2358 - Geological Sciences	Lecturer AY	9	6	Male	2	2	0	0	0	0	0	
				Female	7	1	0	4	2	0	0	
2360 - Geological Sciences	Instr Fac AY	6	3	Male	4	2	0	1	1	0	0	
				Female	2	1	0	0	1	0	0	
2481 - Geological Sciences	Dept Chair 12 Mo	1	1	Male	0	0	0	0	0	0	0	
				Female	1	0	0	0	1	0	0	
Grand Total #		25	14	Male #	10	7	0	2	1	0	0	
Grand Total %			56.0	Male %	40.0	28.0	0.0	8.0	4.0	0.0	0.0	
				Female #	15	4	0	6	5	0	0	
				Female%	60.0	16.0	0.0	24.0	20.0	0.0	0.0	

(+) Indicates this job contains employees who are included from another facility.

(-) Indicates this job contains employees included in this plan's Workforce Analysis but who are excluded from the rest of this facility's Affirmative Action plan.

California State University, Los Angeles

Snapshot Date: 11/01/2017

Workforce Analysis

Organizational Unit: Grad Bus Prof Fee

Job Code	JobTitle	Total		Total								
		EMP	MIN	EMP	W	AA	H	A	NA	PI	2+	
3079	SSP I	1	1	Male	0	0	0	0	0	0	0	0
				Female	1	0	0	0	1	0	0	0
3082	SSP II	3	3	Male	0	0	0	0	0	0	0	0
				Female	3	0	0	2	1	0	0	0
3084	SSP III	1	1	Male	0	0	0	0	0	0	0	0
				Female	1	0	0	0	1	0	0	0
1038	Admin Analyst/Spclst 12 Mo	1	0	Male	0	0	0	0	0	0	0	0
				Female	1	1	0	0	0	0	0	0
2360 - Grad Bus Prof Fee	Instr Fac AY	6	5	Male	0	0	0	0	0	0	0	0
				Female	6	1	0	0	4	0	0	1
3306	Administrator III	1	0	Male	0	0	0	0	0	0	0	0
				Female	1	1	0	0	0	0	0	0
Grand Total #		13	10	Male #	0	0	0	0	0	0	0	0
Grand Total %			76.9	Male %	0.0	0.0	0.0	0.0	0.0	0.0	0.0	0.0
				Female #	13	3	0	2	7	0	0	1
				Female%	100.0	23.1	0.0	15.4	53.8	0.0	0.0	7.7

(+) Indicates this job contains employees who are included from another facility.

(-) Indicates this job contains employees included in this plan's Workforce Analysis but who are excluded from the rest of this facility's Affirmative Action plan.

California State University, Los Angeles

Snapshot Date: 11/01/2017

Workforce Analysis

Organizational Unit: Graduate Studies Office

Job Code	JobTitle	Total		Total									
		EMP	MIN	EMP	W	AA	H	A	NA	PI	2+		
2355	Graduate Assistant	3	3	Male	1	0	0	0	0	0	0	0	1
				Female	2	0	0	2	0	0	0	0	0
1032	Admin Support Assistant 12 Mo	1	1	Male	1	0	0	1	0	0	0	0	0
				Female	0	0	0	0	0	0	0	0	0
1038	Admin Analyst/Splst 12 Mo	1	1	Male	0	0	0	0	0	0	0	0	0
				Female	1	0	0	1	0	0	0	0	0
3084	SSP III	1	1	Male	0	0	0	0	0	0	0	0	0
				Female	1	0	0	1	0	0	0	0	0
3300	Administrator IV	1	1	Male	0	0	0	0	0	0	0	0	0
				Female	1	0	1	0	0	0	0	0	0
Grand Total #		7	7	Male #	2	0	0	1	0	0	0	0	1
Grand Total %			100.0	Male %	28.6	0.0	0.0	14.3	0.0	0.0	0.0	0.0	14.3
				Female #	5	0	1	4	0	0	0	0	0
				Female%	71.4	0.0	14.3	57.1	0.0	0.0	0.0	0.0	0.0

(+) Indicates this job contains employees who are included from another facility.

(-) Indicates this job contains employees included in this plan's Workforce Analysis but who are excluded from the rest of this facility's Affirmative Action plan.

California State University, Los Angeles

Snapshot Date: 11/01/2017

Workforce Analysis

Organizational Unit: Grounds Dept

Job Code	JobTitle	Total		Total								
		EMP	MIN	EMP	W	AA	H	A	NA	PI	2+	
731	Groundswoker	10	9	Male	10	1	0	9	0	0	0	0
				Female	0	0	0	0	0	0	0	
6223	Laborer	2	2	Male	1	0	1	0	0	0	0	
				Female	1	0	0	1	0	0	0	
735	Irrigation Specialist	2	2	Male	2	0	0	2	0	0	0	
				Female	0	0	0	0	0	0	0	
6363	Light Auto Equipment Operator	3	2	Male	3	1	0	2	0	0	0	
				Female	0	0	0	0	0	0	0	
726	Lead Groundswoker	3	3	Male	3	0	0	2	1	0	0	
				Female	0	0	0	0	0	0	0	
Grand Total #		20	18	Male #	19	2	1	15	1	0	0	
Grand Total %			90.0	Male %	95.0	10.0	5.0	75.0	5.0	0.0	0.0	
				Female #	1	0	0	1	0	0	0	
				Female%	5.0	0.0	0.0	5.0	0.0	0.0	0.0	

(+) Indicates this job contains employees who are included from another facility.

(-) Indicates this job contains employees included in this plan's Workforce Analysis but who are excluded from the rest of this facility's Affirmative Action plan.

California State University, Los Angeles

Snapshot Date: 11/01/2017

Workforce Analysis

Organizational Unit: HC - SSF-Hlth Ed & Wellness

Job Code	JobTitle	Total		Total								
		EMP	MIN	EMP	W	AA	H	A	NA	PI	2+	
8145	Health Education Assistant	2	1	Male	0	0	0	0	0	0	0	0
				Female	2	1	0	1	0	0	0	0
3071	SSP Academic Related I AY	2	1	Male	0	0	0	0	0	0	0	0
				Female	2	1	0	1	0	0	0	0
3070	SSP Academic Related I 12 Mo	3	2	Male	1	1	0	0	0	0	0	0
				Female	2	0	0	2	0	0	0	0
Grand Total #		7	4	Male #	1	1	0	0	0	0	0	0
Grand Total %			57.1	Male %	14.3	14.3	0.0	0.0	0.0	0.0	0.0	0.0
				Female #	6	2	0	4	0	0	0	0
				Female%	85.7	28.6	0.0	57.1	0.0	0.0	0.0	0.0

(+) Indicates this job contains employees who are included from another facility.

(-) Indicates this job contains employees included in this plan's Workforce Analysis but who are excluded from the rest of this facility's Affirmative Action plan.

California State University, Los Angeles

Snapshot Date: 11/01/2017

Workforce Analysis

Organizational Unit: Health & Human Services--Dean

Job Code	JobTitle	Total		Total								
		EMP	MIN	EMP	W	AA	H	A	NA	PI	2+	
2354 - Health & Human Services--Dean	Teaching Associate AY	1	1	Male	1	0	0	1	0	0	0	0
				Female	0	0	0	0	0	0	0	
1032	Admin Support Assistant 12 Mo	1	1	Male	1	0	0	1	0	0	0	0
				Female	0	0	0	0	0	0	0	
1035	Admin Support Coord 12 Mo	1	1	Male	0	0	0	0	0	0	0	0
				Female	1	0	0	1	0	0	0	
3079	SSP I	1	1	Male	0	0	0	0	0	0	0	0
				Female	1	0	0	1	0	0	0	
1741	Accounting Technician II	1	1	Male	0	0	0	0	0	0	0	0
				Female	1	0	0	0	1	0	0	
1038	Admin Analyst/Spclst 12 Mo	2	2	Male	0	0	0	0	0	0	0	0
				Female	2	0	1	1	0	0	0	
3082	SSP II	5	5	Male	1	0	0	1	0	0	0	0
				Female	4	0	0	4	0	0	0	
2358 - Health & Human Services--Dean	Lecturer AY	11	9	Male	3	1	2	0	0	0	0	0
				Female	8	1	2	4	1	0	0	
3084	SSP III	2	2	Male	1	0	0	1	0	0	0	0
				Female	1	0	0	1	0	0	0	
420	Info Tech Consultant 12 Mo	2	2	Male	2	0	0	0	2	0	0	0
				Female	0	0	0	0	0	0	0	
2360 - Health & Human Services--Dean	Instr Fac AY	7	3	Male	0	0	0	0	0	0	0	0
				Female	7	4	0	1	0	1	0	
3312	Administrator II	2	1	Male	1	1	0	0	0	0	0	0
				Female	1	0	0	0	1	0	0	
3306	Administrator III	1	0	Male	0	0	0	0	0	0	0	0
				Female	1	1	0	0	0	0	0	

(+) Indicates this job contains employees who are included from another facility.

(-) Indicates this job contains employees included in this plan's Workforce Analysis but who are excluded from the rest of this facility's Affirmative Action plan.

California State University, Los Angeles

Snapshot Date: 11/01/2017

Workforce Analysis

Organizational Unit: Health & Human Services--Dean

Job Code	JobTitle	Total		Total								
		EMP	MIN	EMP	W	AA	H	A	NA	PI	2+	
3300	Administrator IV	1	0	Male	1	1	0	0	0	0	0	0
				Female	0	0	0	0	0	0	0	0
Grand Total #		38	29	Male #	11	3	2	4	2	0	0	0
Grand Total %			76.3	Male %	28.9	7.9	5.3	10.5	5.3	0.0	0.0	0.0
				Female #	27	6	3	13	3	1	0	1
				Female%	71.1	15.8	7.9	34.2	7.9	2.6	0.0	2.6

(+) Indicates this job contains employees who are included from another facility.

(-) Indicates this job contains employees included in this plan's Workforce Analysis but who are excluded from the rest of this facility's Affirmative Action plan.

California State University, Los Angeles

Snapshot Date: 11/01/2017

Workforce Analysis

Organizational Unit: Health Center

Job Code	JobTitle	Total		Total								
		EMP	MIN	EMP	W	AA	H	A	NA	PI	2+	
8148	Medical Assistant	4	4	Male	0	0	0	0	0	0	0	0
				Female	4	0	1	2	1	0	0	
1032	Admin Support Assistant 12 Mo	3	2	Male	1	0	1	0	0	0	0	
				Female	2	1	0	1	0	0	0	
7922	Phlebotomist/Clinical Lab Asst	1	1	Male	1	0	0	1	0	0	0	
				Female	0	0	0	0	0	0	0	
1142	Medical Secretary	1	1	Male	0	0	0	0	0	0	0	
				Female	1	0	0	0	1	0	0	
1035	Admin Support Coord 12 Mo	1	1	Male	0	0	0	0	0	0	0	
				Female	1	0	0	0	1	0	0	
8134	Licensed Vocational Nurse I	1	1	Male	0	0	0	0	0	0	0	
				Female	1	0	0	1	0	0	0	
8147	Health Educator	1	1	Male	0	0	0	0	0	0	0	
				Female	1	0	0	1	0	0	0	
1038	Admin Analyst/Spclst 12 Mo	2	2	Male	0	0	0	0	0	0	0	
				Female	2	0	0	1	1	0	0	
7996	Radiologic Technologist II	1	1	Male	1	0	0	0	1	0	0	
				Female	0	0	0	0	0	0	0	
8154	Registered Nurse II	3	3	Male	0	0	0	0	0	0	0	
				Female	3	0	0	2	1	0	0	
420	Info Tech Consultant 12 Mo	1	1	Male	1	0	1	0	0	0	0	
				Female	0	0	0	0	0	0	0	
3070	SSP Academic Related I 12 Mo	4	2	Male	0	0	0	0	0	0	0	
				Female	4	2	0	1	0	0	0	
8157	Registered Nurse III	1	1	Male	0	0	0	0	0	0	0	
				Female	1	0	0	0	1	0	0	

(+) Indicates this job contains employees who are included from another facility.

(-) Indicates this job contains employees included in this plan's Workforce Analysis but who are excluded from the rest of this facility's Affirmative Action plan.

California State University, Los Angeles

Snapshot Date: 11/01/2017

Workforce Analysis

Organizational Unit: Health Center

Job Code	JobTitle	Total		Total								
		EMP	MIN	EMP	W	AA	H	A	NA	PI	2+	
8161	Physician Assistant	1	0	Male	0	0	0	0	0	0	0	0
				Female	1	1	0	0	0	0	0	0
3312	Administrator II	2	0	Male	1	1	0	0	0	0	0	0
				Female	1	1	0	0	0	0	0	0
8166	Nurse Practitioner	2	2	Male	0	0	0	0	0	0	0	0
				Female	2	0	0	0	2	0	0	0
7992	Pharmacist I	1	1	Male	0	0	0	0	0	0	0	0
				Female	1	0	0	0	1	0	0	0
7993	Pharmacist II	1	1	Male	1	0	0	0	1	0	0	0
				Female	0	0	0	0	0	0	0	0
7737	Physician	2	2	Male	2	0	0	0	2	0	0	0
				Female	0	0	0	0	0	0	0	0
3300	Administrator IV	1	0	Male	0	0	0	0	0	0	0	0
				Female	1	1	0	0	0	0	0	0
Grand Total #		34	27	Male #	8	1	2	1	4	0	0	0
Grand Total %			79.4	Male %	23.5	2.9	5.9	2.9	11.8	0.0	0.0	0.0
				Female #	26	6	1	9	9	0	0	1
				Female%	76.5	17.6	2.9	26.5	26.5	0.0	0.0	2.9

(+) Indicates this job contains employees who are included from another facility.

(-) Indicates this job contains employees included in this plan's Workforce Analysis but who are excluded from the rest of this facility's Affirmative Action plan.

California State University, Los Angeles

Snapshot Date: 11/01/2017

Workforce Analysis

Organizational Unit: HHS Advisement & Outreach Ctr

Job Code	JobTitle	Total		Total								
		EMP	MIN	EMP	W	AA	H	A	NA	PI	2+	
2355	Graduate Assistant	1	1	Male	0	0	0	0	0	0	0	0
				Female	1	0	1	0	0	0	0	0
1035	Admin Support Coord 12 Mo	1	1	Male	0	0	0	0	0	0	0	0
				Female	1	0	0	1	0	0	0	0
2358 - HHS Advisement & Outreach Ctr	Lecturer AY	3	1	Male	2	2	0	0	0	0	0	0
				Female	1	0	1	0	0	0	0	0
Grand Total #		5	3	Male #	2	2	0	0	0	0	0	0
Grand Total %			60.0	Male %	40.0	40.0	0.0	0.0	0.0	0.0	0.0	0.0
				Female #	3	0	2	1	0	0	0	0
				Female%	60.0	0.0	40.0	20.0	0.0	0.0	0.0	0.0

(+) Indicates this job contains employees who are included from another facility.

(-) Indicates this job contains employees included in this plan's Workforce Analysis but who are excluded from the rest of this facility's Affirmative Action plan.

California State University, Los Angeles

Snapshot Date: 11/01/2017

Workforce Analysis

Organizational Unit: History

Job Code	JobTitle	Total		Total								
		EMP	MIN	EMP	W	AA	H	A	NA	PI	2+	
2355	Graduate Assistant	2	1	Male	2	1	0	1	0	0	0	0
				Female	0	0	0	0	0	0	0	
1032	Admin Support Assistant 12 Mo	1	1	Male	1	0	0	1	0	0	0	0
				Female	0	0	0	0	0	0	0	
1035	Admin Support Coord 12 Mo	1	1	Male	0	0	0	0	0	0	0	0
				Female	1	0	1	0	0	0	0	
2358 - History	Lecturer AY	14	6	Male	8	5	0	3	0	0	0	0
				Female	6	3	0	3	0	0	0	
2360 - History	Instr Fac AY	9	4	Male	4	2	1	1	0	0	0	0
				Female	5	3	0	0	2	0	0	
2481 - History	Dept Chair 12 Mo	1	0	Male	1	1	0	0	0	0	0	0
				Female	0	0	0	0	0	0	0	
Grand Total #		28	13	Male #	16	9	1	6	0	0	0	0
Grand Total %			46.4	Male %	57.1	32.1	3.6	21.4	0.0	0.0	0.0	0.0
				Female #	12	6	1	3	2	0	0	0
				Female%	42.9	21.4	3.6	10.7	7.1	0.0	0.0	0.0

(+) Indicates this job contains employees who are included from another facility.

(-) Indicates this job contains employees included in this plan's Workforce Analysis but who are excluded from the rest of this facility's Affirmative Action plan.

California State University, Los Angeles

Snapshot Date: 11/01/2017

Workforce Analysis

Organizational Unit: Honors College

Job Code	JobTitle	Total		Total								
		EMP	MIN	EMP	W	AA	H	A	NA	PI	2+	
1038	Admin Analyst/Spclst 12 Mo	1	1	Male	0	0	0	0	0	0	0	0
				Female	1	0	0	1	0	0	0	0
3082	SSP II	1	1	Male	0	0	0	0	0	0	0	0
				Female	1	0	0	1	0	0	0	0
3312	Administrator II	1	0	Male	1	1	0	0	0	0	0	0
				Female	0	0	0	0	0	0	0	0
3306	Administrator III	1	1	Male	0	0	0	0	0	0	0	0
				Female	1	0	0	0	1	0	0	0
Grand Total #		4	3	Male #	1	1	0	0	0	0	0	0
Grand Total %			75.0	Male %	25.0	25.0	0.0	0.0	0.0	0.0	0.0	0.0
				Female #	3	0	0	2	1	0	0	0
				Female%	75.0	0.0	0.0	50.0	25.0	0.0	0.0	0.0

(+) Indicates this job contains employees who are included from another facility.

(-) Indicates this job contains employees included in this plan's Workforce Analysis but who are excluded from the rest of this facility's Affirmative Action plan.

California State University, Los Angeles

Snapshot Date: 11/01/2017

Workforce Analysis

Organizational Unit: Housing Services

Job Code	JobTitle	Total		Total								
		EMP	MIN	EMP	W	AA	H	A	NA	PI	2+	
1032	Admin Support Assistant 12 Mo	2	2	Male	0	0	0	0	0	0	0	0
				Female	2	0	1	1	0	0	0	0
1035	Admin Support Coord 12 Mo	3	3	Male	1	0	0	1	0	0	0	0
				Female	2	0	1	1	0	0	0	0
3079	SSP I	1	1	Male	0	0	0	0	0	0	0	0
				Female	1	0	0	1	0	0	0	0
9687	Head Resident II	3	2	Male	3	1	1	0	0	0	0	1
				Female	0	0	0	0	0	0	0	0
1740	Accounting Technician III	1	1	Male	0	0	0	0	0	0	0	0
				Female	1	0	0	1	0	0	0	0
6250	Facilities Worker I	1	1	Male	1	0	0	1	0	0	0	0
				Female	0	0	0	0	0	0	0	0
800	Pub Affairs/Comm Spec 12 Mo	1	1	Male	0	0	0	0	0	0	0	0
				Female	1	0	0	0	1	0	0	0
6940	Facilities Maintenance Mech	5	4	Male	5	1	0	4	0	0	0	0
				Female	0	0	0	0	0	0	0	0
3318	Administrator I	2	2	Male	2	0	1	1	0	0	0	0
				Female	0	0	0	0	0	0	0	0
3312	Administrator II	2	1	Male	0	0	0	0	0	0	0	0
				Female	2	1	1	0	0	0	0	0
Grand Total #		21	18	Male #	12	2	2	7	0	0	0	1
Grand Total %			85.7	Male %	57.1	9.5	9.5	33.3	0.0	0.0	0.0	4.8
				Female #	9	1	3	4	1	0	0	0
				Female%	42.9	4.8	14.3	19.0	4.8	0.0	0.0	0.0

(+) Indicates this job contains employees who are included from another facility.

(-) Indicates this job contains employees included in this plan's Workforce Analysis but who are excluded from the rest of this facility's Affirmative Action plan.

California State University, Los Angeles

Snapshot Date: 11/01/2017

Workforce Analysis

Organizational Unit: Human Resource Management

Job Code	JobTitle	Total		Total								
		EMP	MIN	EMP	W	AA	H	A	NA	PI	2+	
5151	Personnel Assistant	2	2	Male	0	0	0	0	0	0	0	0
				Female	2	0	0	2	0	0	0	0
1035	Admin Support Coord 12 Mo	2	2	Male	1	0	0	1	0	0	0	0
				Female	1	0	0	1	0	0	0	0
1038	Admin Analyst/Splst 12 Mo	4	4	Male	0	0	0	0	0	0	0	0
				Female	4	0	1	2	1	0	0	0
1176	Cnfdntl Admin Support 12 Mo	3	3	Male	1	0	0	1	0	0	0	0
				Female	2	0	0	2	0	0	0	0
3318	Administrator I	1	1	Male	0	0	0	0	0	0	0	0
				Female	1	0	0	1	0	0	0	0
3312	Administrator II	1	1	Male	0	0	0	0	0	0	0	0
				Female	1	0	1	0	0	0	0	0
3306	Administrator III	1	1	Male	0	0	0	0	0	0	0	0
				Female	1	0	0	1	0	0	0	0
Grand Total #		14	14	Male #	2	0	0	2	0	0	0	0
Grand Total %			100.0	Male %	14.3	0.0	0.0	14.3	0.0	0.0	0.0	0.0
				Female #	12	0	2	9	1	0	0	0
				Female%	85.7	0.0	14.3	64.3	7.1	0.0	0.0	0.0

(+) Indicates this job contains employees who are included from another facility.

(-) Indicates this job contains employees included in this plan's Workforce Analysis but who are excluded from the rest of this facility's Affirmative Action plan.

California State University, Los Angeles

Snapshot Date: 11/01/2017

Workforce Analysis

Organizational Unit: Hydrogen Fueling Operation

Job Code	JobTitle	Total		Total								
		EMP	MIN	EMP	W	AA	H	A	NA	PI	2+	
7012	Equip Tech II, Electro-Mechnl	1	0	Male	1	1	0	0	0	0	0	0
				Female	0	0	0	0	0	0	0	0
Grand Total #		1	0	Male #	1	1	0	0	0	0	0	0
Grand Total %			0.0	Male %	100.0	100.0	0.0	0.0	0.0	0.0	0.0	0.0
				Female #	0	0	0	0	0	0	0	0
				Female%	0.0	0.0	0.0	0.0	0.0	0.0	0.0	0.0

(+) Indicates this job contains employees who are included from another facility.

(-) Indicates this job contains employees included in this plan's Workforce Analysis but who are excluded from the rest of this facility's Affirmative Action plan.

California State University, Los Angeles

Snapshot Date: 11/01/2017

Workforce Analysis

Organizational Unit: Information Systems

Job Code	JobTitle	Total		Total								
		EMP	MIN	EMP	W	AA	H	A	NA	PI	2+	
2355	Graduate Assistant	2	1	Male	0	0	0	0	0	0	0	0
				Female	2	1	0	0	1	0	0	
2358 - Information Systems	Lecturer AY	9	6	Male	5	1	2	1	1	0	0	0
				Female	4	2	0	1	1	0	0	
2360 - Information Systems	Instr Fac AY	11	9	Male	7	2	0	1	4	0	0	0
				Female	4	0	0	0	4	0	0	
2481 - Information Systems	Dept Chair 12 Mo	1	0	Male	1	1	0	0	0	0	0	0
				Female	0	0	0	0	0	0	0	
Grand Total #		23	16	Male #	13	4	2	2	5	0	0	0
Grand Total %			69.6	Male %	56.5	17.4	8.7	8.7	21.7	0.0	0.0	0.0
				Female #	10	3	0	1	6	0	0	0
				Female%	43.5	13.0	0.0	4.3	26.1	0.0	0.0	0.0

(+) Indicates this job contains employees who are included from another facility.

(-) Indicates this job contains employees included in this plan's Workforce Analysis but who are excluded from the rest of this facility's Affirmative Action plan.

California State University, Los Angeles

Snapshot Date: 11/01/2017

Workforce Analysis

Organizational Unit: Information Technology Svcs

Job Code	JobTitle	Total		Total								
		EMP	MIN	EMP	W	AA	H	A	NA	PI	2+	
400	Analyst/Programmer 12 Mo	1	1	Male	1	0	0	0	1	0	0	0
				Female	0	0	0	0	0	0	0	
410	Operating Sys Analyst 12 Mo	2	2	Male	2	0	0	1	1	0	0	0
				Female	0	0	0	0	0	0	0	
3306	Administrator III	1	1	Male	0	0	0	0	0	0	0	0
				Female	1	0	0	0	1	0	0	
Grand Total #		4	4	Male #	3	0	0	1	2	0	0	0
Grand Total %			100.0	Male %	75.0	0.0	0.0	25.0	50.0	0.0	0.0	0.0
				Female #	1	0	0	0	1	0	0	0
				Female%	25.0	0.0	0.0	0.0	25.0	0.0	0.0	0.0

(+) Indicates this job contains employees who are included from another facility.

(-) Indicates this job contains employees included in this plan's Workforce Analysis but who are excluded from the rest of this facility's Affirmative Action plan.

California State University, Los Angeles

Snapshot Date: 11/01/2017

Workforce Analysis

Organizational Unit: Institutional Research

Job Code	JobTitle	Total		Total								
		EMP	MIN	EMP	W	AA	H	A	NA	PI	2+	
2355	Graduate Assistant	1	0	Male	0	0	0	0	0	0	0	0
				Female	1	1	0	0	0	0	0	0
5681	Research Technician II	1	1	Male	1	0	0	0	1	0	0	0
				Female	0	0	0	0	0	0	0	0
3312	Administrator II	1	0	Male	0	0	0	0	0	0	0	0
				Female	1	1	0	0	0	0	0	0
5787	Assoc, Acad & Instit Studies 3	1	1	Male	1	0	0	0	1	0	0	0
				Female	0	0	0	0	0	0	0	0
3306	Administrator III	1	0	Male	1	1	0	0	0	0	0	0
				Female	0	0	0	0	0	0	0	0
Grand Total #		5	2	Male #	3	1	0	0	2	0	0	0
Grand Total %			40.0	Male %	60.0	20.0	0.0	0.0	40.0	0.0	0.0	0.0
				Female #	2	2	0	0	0	0	0	0
				Female%	40.0	40.0	0.0	0.0	0.0	0.0	0.0	0.0

(+) Indicates this job contains employees who are included from another facility.

(-) Indicates this job contains employees included in this plan's Workforce Analysis but who are excluded from the rest of this facility's Affirmative Action plan.

California State University, Los Angeles

Snapshot Date: 11/01/2017

Workforce Analysis

Organizational Unit: IT Infrastructure Services

Job Code	JobTitle	Total		Total								
		EMP	MIN	EMP	W	AA	H	A	NA	PI	2+	
440	Equip Systems Specialist 12 Mo	4	3	Male	3	1	0	0	2	0	0	0
				Female	1	0	1	0	0	0	0	
430	Network Analyst 12 Mo	5	4	Male	4	1	0	1	1	0	0	1
				Female	1	0	0	0	1	0	0	0
410	Operating Sys Analyst 12 Mo	9	8	Male	8	1	0	0	7	0	0	0
				Female	1	0	0	0	1	0	0	0
420	Info Tech Consultant 12 Mo	2	2	Male	1	0	0	0	1	0	0	0
				Female	1	0	0	0	1	0	0	0
400	Analyst/Programmer 12 Mo	3	3	Male	1	0	0	0	1	0	0	0
				Female	2	0	0	0	2	0	0	0
3312	Administrator II	2	1	Male	2	1	0	0	1	0	0	0
				Female	0	0	0	0	0	0	0	0
3306	Administrator III	2	1	Male	2	1	0	1	0	0	0	0
				Female	0	0	0	0	0	0	0	0
Grand Total #		27	22	Male #	21	5	0	2	13	0	0	1
Grand Total %			81.5	Male %	77.8	18.5	0.0	7.4	48.1	0.0	0.0	3.7
				Female #	6	0	1	0	5	0	0	0
				Female%	22.2	0.0	3.7	0.0	18.5	0.0	0.0	0.0

(+) Indicates this job contains employees who are included from another facility.

(-) Indicates this job contains employees included in this plan's Workforce Analysis but who are excluded from the rest of this facility's Affirmative Action plan.

California State University, Los Angeles

Snapshot Date: 11/01/2017

Workforce Analysis

Organizational Unit: ITS Financial & Support Svcs

Job Code	JobTitle	Total		Total								
		EMP	MIN	EMP	W	AA	H	A	NA	PI	2+	
2354 - Information Systems	Teaching Associate AY	2	2	Male	1	0	0	0	1	0	0	0
				Female	1	0	0	0	1	0	0	0
420	Info Tech Consultant 12 Mo	8	7	Male	5	1	0	2	2	0	0	0
				Female	3	0	0	0	3	0	0	0
400	Analyst/Programmer 12 Mo	3	3	Male	1	0	0	1	0	0	0	0
				Female	2	0	0	1	1	0	0	0
810	Media Prod Spec 12 Mo	2	2	Male	0	0	0	0	0	0	0	0
				Female	2	0	0	2	0	0	0	0
450	Operations Specialist 12 Mo	3	1	Male	2	2	0	0	0	0	0	0
				Female	1	0	1	0	0	0	0	0
820	Graphic Designer 12 Mo	1	1	Male	1	0	0	0	1	0	0	0
				Female	0	0	0	0	0	0	0	0
3312	Administrator II	1	1	Male	0	0	0	0	0	0	0	0
				Female	1	0	0	0	1	0	0	0
3306	Administrator III	1	0	Male	1	1	0	0	0	0	0	0
				Female	0	0	0	0	0	0	0	0
Grand Total #		21	17	Male #	11	4	0	3	4	0	0	0
Grand Total %			81.0	Male %	52.4	19.0	0.0	14.3	19.0	0.0	0.0	0.0
				Female #	10	0	1	3	6	0	0	0
				Female%	47.6	0.0	4.8	14.3	28.6	0.0	0.0	0.0

(+) Indicates this job contains employees who are included from another facility.

(-) Indicates this job contains employees included in this plan's Workforce Analysis but who are excluded from the rest of this facility's Affirmative Action plan.

California State University, Los Angeles

Snapshot Date: 11/01/2017

Workforce Analysis

Organizational Unit: Kinesiology & Nutritnl Science

Job Code	JobTitle	Total		Total									
		EMP	MIN	EMP	W	AA	H	A	NA	PI	2+		
2355	Graduate Assistant	10	6	Male	6	2	0	2	1	0	0	0	1
				Female	4	2	0	1	0	0	0	0	1
2354 - Kinesiology & Nutritnl Science	Teaching Associate AY	11	7	Male	4	1	1	2	0	0	0	0	0
				Female	7	3	0	0	4	0	0	0	0
1514	Athletic Equipment Attendant I	1	1	Male	1	0	0	1	0	0	0	0	0
				Female	0	0	0	0	0	0	0	0	0
1032	Admin Support Assistant 12 Mo	1	1	Male	0	0	0	0	0	0	0	0	0
				Female	1	0	0	1	0	0	0	0	0
1035	Admin Support Coord 12 Mo	2	2	Male	0	0	0	0	0	0	0	0	0
				Female	2	0	0	1	0	0	0	0	1
1513	Athletic Equipment Attendant 2	1	0	Male	0	0	0	0	0	0	0	0	0
				Female	1	1	0	0	0	0	0	0	0
1617	Instructional Support Tech II	1	1	Male	1	0	0	1	0	0	0	0	0
				Female	0	0	0	0	0	0	0	0	0
2358 - Kinesiology & Nutritnl Science	Lecturer AY	51	29	Male	26	10	1	8	5	1	0	1	
				Female	25	12	2	6	4	1	0	0	
2360 - Kinesiology & Nutritnl Science	Instr Fac AY	11	6	Male	6	3	0	1	2	0	0	0	
				Female	5	2	1	0	2	0	0	0	
Grand Total #		89	53	Male #	44	16	2	15	8	1	0	2	
Grand Total %			59.6	Male %	49.4	18.0	2.2	16.9	9.0	1.1	0.0	2.2	
				Female #	45	20	3	9	10	1	0	2	
				Female%	50.6	22.5	3.4	10.1	11.2	1.1	0.0	2.2	

(+) Indicates this job contains employees who are included from another facility.

(-) Indicates this job contains employees included in this plan's Workforce Analysis but who are excluded from the rest of this facility's Affirmative Action plan.

California State University, Los Angeles

Snapshot Date: 11/01/2017

Workforce Analysis

Organizational Unit: Latin American Studies

Job Code	JobTitle	Total		Total								
		EMP	MIN	EMP	W	AA	H	A	NA	PI	2+	
2358 - Latin American Studies	Lecturer AY	5	4	Male	1	1	0	0	0	0	0	0
				Female	4	0	0	4	0	0	0	0
2481 - Latin American Studies	Dept Chair 12 Mo	1	0	Male	0	0	0	0	0	0	0	0
				Female	1	1	0	0	0	0	0	0
Grand Total #		6	4	Male #	1	1	0	0	0	0	0	0
Grand Total %			66.7	Male %	16.7	16.7	0.0	0.0	0.0	0.0	0.0	0.0
				Female #	5	1	0	4	0	0	0	0
				Female%	83.3	16.7	0.0	66.7	0.0	0.0	0.0	0.0

(+) Indicates this job contains employees who are included from another facility.

(-) Indicates this job contains employees included in this plan's Workforce Analysis but who are excluded from the rest of this facility's Affirmative Action plan.

California State University, Los Angeles

Snapshot Date: 11/01/2017

Workforce Analysis

Organizational Unit: Liberal Studies

Job Code	JobTitle	Total		Total								
		EMP	MIN	EMP	W	AA	H	A	NA	PI	2+	
1035	Admin Support Coord 12 Mo	1	1	Male	0	0	0	0	0	0	0	0
				Female	1	0	0	1	0	0	0	0
2358 - Liberal Studies	Lecturer AY	12	6	Male	3	2	0	1	0	0	0	0
				Female	9	4	0	2	3	0	0	0
2360 - Liberal Studies	Instr Fac AY	3	2	Male	1	1	0	0	0	0	0	0
				Female	2	0	0	1	0	1	0	0
2481 - Liberal Studies	Dept Chair 12 Mo	1	0	Male	1	1	0	0	0	0	0	0
				Female	0	0	0	0	0	0	0	0
Grand Total #		17	9	Male #	5	4	0	1	0	0	0	0
Grand Total %			52.9	Male %	29.4	23.5	0.0	5.9	0.0	0.0	0.0	0.0
				Female #	12	4	0	4	3	1	0	0
				Female%	70.6	23.5	0.0	23.5	17.6	5.9	0.0	0.0

(+) Indicates this job contains employees who are included from another facility.

(-) Indicates this job contains employees included in this plan's Workforce Analysis but who are excluded from the rest of this facility's Affirmative Action plan.

California State University, Los Angeles

Snapshot Date: 11/01/2017

Workforce Analysis

Organizational Unit: Luckman

Job Code	JobTitle	Total		Total								
		EMP	MIN	EMP	W	AA	H	A	NA	PI	2+	
1035	Admin Support Coord 12 Mo	1	1	Male	0	0	0	0	0	0	0	0
				Female	1	0	1	0	0	0	0	0
3318	Administrator I	2	1	Male	2	1	0	1	0	0	0	0
				Female	0	0	0	0	0	0	0	0
3300	Administrator IV	1	0	Male	0	0	0	0	0	0	0	0
				Female	1	1	0	0	0	0	0	0
Grand Total #		4	2	Male #	2	1	0	1	0	0	0	0
Grand Total %			50.0	Male %	50.0	25.0	0.0	25.0	0.0	0.0	0.0	0.0
				Female #	2	1	1	0	0	0	0	0
				Female%	50.0	25.0	25.0	0.0	0.0	0.0	0.0	0.0

(+) Indicates this job contains employees who are included from another facility.

(-) Indicates this job contains employees included in this plan's Workforce Analysis but who are excluded from the rest of this facility's Affirmative Action plan.

California State University, Los Angeles

Snapshot Date: 11/01/2017

Workforce Analysis

Organizational Unit: Management

Job Code	JobTitle	Total		Total								
		EMP	MIN	EMP	W	AA	H	A	NA	PI	2+	
2355	Graduate Assistant	8	7	Male	5	1	0	0	4	0	0	0
				Female	3	0	0	0	3	0	0	0
2358 - Management	Lecturer AY	22	11	Male	15	8	2	2	3	0	0	0
				Female	7	3	1	2	0	1	0	0
2360 - Management	Instr Fac AY	11	4	Male	5	4	0	0	1	0	0	0
				Female	6	3	1	0	2	0	0	0
2481 - Management	Dept Chair 12 Mo	1	1	Male	1	0	0	0	1	0	0	0
				Female	0	0	0	0	0	0	0	0
Grand Total #		42	23	Male #	26	13	2	2	9	0	0	0
Grand Total %			54.8	Male %	61.9	31.0	4.8	4.8	21.4	0.0	0.0	0.0
				Female #	16	6	2	2	5	1	0	0
				Female%	38.1	14.3	4.8	4.8	11.9	2.4	0.0	0.0

(+) Indicates this job contains employees who are included from another facility.

(-) Indicates this job contains employees included in this plan's Workforce Analysis but who are excluded from the rest of this facility's Affirmative Action plan.

California State University, Los Angeles

Snapshot Date: 11/01/2017

Workforce Analysis

Organizational Unit: Marketing

Job Code	JobTitle	Total		Total								
		EMP	MIN	EMP	W	AA	H	A	NA	PI	2+	
2355	Graduate Assistant	3	3	Male	3	0	0	0	3	0	0	0
				Female	0	0	0	0	0	0	0	
2358 - Marketing	Lecturer AY	1	1	Male	0	0	0	0	0	0	0	0
				Female	1	0	0	0	1	0	0	0
2360 - Marketing	Instr Fac AY	6	5	Male	3	0	2	0	1	0	0	0
				Female	3	1	0	1	1	0	0	0
Grand Total #		10	9	Male #	6	0	2	0	4	0	0	0
Grand Total %			90.0	Male %	60.0	0.0	20.0	0.0	40.0	0.0	0.0	0.0
				Female #	4	1	0	1	2	0	0	0
				Female%	40.0	10.0	0.0	10.0	20.0	0.0	0.0	0.0

(+) Indicates this job contains employees who are included from another facility.

(-) Indicates this job contains employees included in this plan's Workforce Analysis but who are excluded from the rest of this facility's Affirmative Action plan.

California State University, Los Angeles

Snapshot Date: 11/01/2017

Workforce Analysis

Organizational Unit: Mathematics

Job Code	JobTitle	Total		Total								
		EMP	MIN	EMP	W	AA	H	A	NA	PI	2+	
2354 - Mathematics	Teaching Associate AY	13	10	Male	10	3	0	3	4	0	0	0
				Female	3	0	0	2	1	0	0	0
1032	Admin Support Assistant 12 Mo	1	1	Male	0	0	0	0	0	0	0	0
				Female	1	0	0	1	0	0	0	0
1035	Admin Support Coord 12 Mo	1	1	Male	0	0	0	0	0	0	0	0
				Female	1	0	0	0	1	0	0	0
2358 - Mathematics	Lecturer AY	31	18	Male	17	5	0	5	7	0	0	0
				Female	14	8	0	1	5	0	0	0
2360 - Mathematics	Instr Fac AY	10	4	Male	6	4	1	0	1	0	0	0
				Female	4	2	0	0	2	0	0	0
2481 - Mathematics	Dept Chair 12 Mo	1	0	Male	1	1	0	0	0	0	0	0
				Female	0	0	0	0	0	0	0	0
Grand Total #		57	34	Male #	34	13	1	8	12	0	0	0
Grand Total %			59.6	Male %	59.6	22.8	1.8	14.0	21.1	0.0	0.0	0.0
				Female #	23	10	0	4	9	0	0	0
				Female%	40.4	17.5	0.0	7.0	15.8	0.0	0.0	0.0

(+) Indicates this job contains employees who are included from another facility.

(-) Indicates this job contains employees included in this plan's Workforce Analysis but who are excluded from the rest of this facility's Affirmative Action plan.

California State University, Los Angeles

Snapshot Date: 11/01/2017

Workforce Analysis

Organizational Unit: Mechanical Engineer

Job Code	JobTitle	Total		Total								
		EMP	MIN	EMP	W	AA	H	A	NA	PI	2+	
2354 - Mechanical Engineer	Teaching Associate AY	2	0	Male	1	1	0	0	0	0	0	0
				Female	1	1	0	0	0	0	0	0
1035	Admin Support Coord 12 Mo	1	1	Male	0	0	0	0	0	0	0	0
				Female	1	0	0	1	0	0	0	0
2358 - Mechanical Engineer	Lecturer AY	17	6	Male	15	9	0	2	4	0	0	0
				Female	2	2	0	0	0	0	0	0
2360 - Mechanical Engineer	Instr Fac AY	11	5	Male	10	6	0	0	4	0	0	0
				Female	1	0	0	0	1	0	0	0
Grand Total #		31	12	Male #	26	16	0	2	8	0	0	0
Grand Total %			38.7	Male %	83.9	51.6	0.0	6.5	25.8	0.0	0.0	0.0
				Female #	5	3	0	1	1	0	0	0
				Female%	16.1	9.7	0.0	3.2	3.2	0.0	0.0	0.0

(+) Indicates this job contains employees who are included from another facility.

(-) Indicates this job contains employees included in this plan's Workforce Analysis but who are excluded from the rest of this facility's Affirmative Action plan.

California State University, Los Angeles

Snapshot Date: 11/01/2017

Workforce Analysis

Organizational Unit: Modern Languages & Literatre

Job Code	JobTitle	Total		Total								
		EMP	MIN	EMP	W	AA	H	A	NA	PI	2+	
2355	Graduate Assistant	1	1	Male	1	0	0	0	1	0	0	0
				Female	0	0	0	0	0	0	0	
2354 - Modern Languages & Literatre	Teaching Associate AY	3	3	Male	0	0	0	0	0	0	0	0
				Female	3	0	0	3	0	0	0	0
1035	Admin Support Coord 12 Mo	1	1	Male	0	0	0	0	0	0	0	0
				Female	1	0	0	0	0	0	0	1
2358 - Modern Languages & Literatre	Lecturer AY	11	7	Male	2	1	0	0	1	0	0	0
				Female	9	3	0	2	4	0	0	0
2360 - Modern Languages & Literatre	Instr Fac AY	10	8	Male	4	0	0	2	2	0	0	0
				Female	6	2	0	1	3	0	0	0
2481 - Modern Languages & Literatre	Dept Chair 12 Mo	1	1	Male	0	0	0	0	0	0	0	0
				Female	1	0	0	0	1	0	0	0
Grand Total #		27	21	Male #	7	1	0	2	4	0	0	0
Grand Total %			77.8	Male %	25.9	3.7	0.0	7.4	14.8	0.0	0.0	0.0
				Female #	20	5	0	6	8	0	0	1
				Female%	74.1	18.5	0.0	22.2	29.6	0.0	0.0	3.7

(+) Indicates this job contains employees who are included from another facility.

(-) Indicates this job contains employees included in this plan's Workforce Analysis but who are excluded from the rest of this facility's Affirmative Action plan.

California State University, Los Angeles

Snapshot Date: 11/01/2017

Workforce Analysis

Organizational Unit: Music

Job Code	JobTitle	Total		Total								
		EMP	MIN	EMP	W	AA	H	A	NA	PI	2+	
2355	Graduate Assistant	2	2	Male	2	0	0	2	0	0	0	0
				Female	0	0	0	0	0	0	0	
1032	Admin Support Assistant 12 Mo	1	1	Male	0	0	0	0	0	0	0	0
				Female	1	0	1	0	0	0	0	
2354 - Music	Teaching Associate AY	1	1	Male	1	0	0	1	0	0	0	0
				Female	0	0	0	0	0	0	0	
1035	Admin Support Coord 12 Mo	1	1	Male	0	0	0	0	0	0	0	0
				Female	1	0	0	1	0	0	0	
2866	Accompanist II	1	1	Male	0	0	0	0	0	0	0	0
				Female	1	0	0	0	1	0	0	
2358 - Music	Lecturer AY	32	15	Male	21	9	2	7	2	1	0	0
				Female	11	8	0	2	1	0	0	
2360 - Music	Instr Fac AY	9	2	Male	6	4	1	1	0	0	0	0
				Female	3	3	0	0	0	0	0	
2481 - Music	Dept Chair 12 Mo	1	0	Male	0	0	0	0	0	0	0	0
				Female	1	1	0	0	0	0	0	
Grand Total #		48	23	Male #	30	13	3	11	2	1	0	0
Grand Total %			47.9	Male %	62.5	27.1	6.3	22.9	4.2	2.1	0.0	0.0
				Female #	18	12	1	3	2	0	0	0
				Female%	37.5	25.0	2.1	6.3	4.2	0.0	0.0	0.0

(+) Indicates this job contains employees who are included from another facility.

(-) Indicates this job contains employees included in this plan's Workforce Analysis but who are excluded from the rest of this facility's Affirmative Action plan.

California State University, Los Angeles

Snapshot Date: 11/01/2017

Workforce Analysis

Organizational Unit: Natural & Social Sciences-Dean

Job Code	JobTitle	Total		Total								
		EMP	MIN	EMP	W	AA	H	A	NA	PI	2+	
1035	Admin Support Coord 12 Mo	2	0	Male	1	1	0	0	0	0	0	0
				Female	1	1	0	0	0	0	0	0
1038	Admin Analyst/Spclst 12 Mo	4	3	Male	0	0	0	0	0	0	0	0
				Female	4	1	0	2	1	0	0	0
3082	SSP II	7	7	Male	2	0	0	1	1	0	0	0
				Female	5	0	1	4	0	0	0	0
2358 - Natural & Social Sciences-Dean	Lecturer AY	13	6	Male	6	4	0	2	0	0	0	0
				Female	7	3	0	3	1	0	0	0
1032	Admin Support Assistant 12 Mo	1	1	Male	0	0	0	0	0	0	0	0
				Female	1	0	0	0	1	0	0	0
420	Info Tech Consultant 12 Mo	3	2	Male	2	0	0	2	0	0	0	0
				Female	1	1	0	0	0	0	0	0
3312	Administrator II	2	2	Male	2	0	0	0	2	0	0	0
				Female	0	0	0	0	0	0	0	0
2360 - Natural & Social Sciences-Dean	Instr Fac AY	14	6	Male	10	6	1	2	1	0	0	0
				Female	4	2	0	1	0	0	0	1
3306	Administrator III	1	0	Male	0	0	0	0	0	0	0	0
				Female	1	1	0	0	0	0	0	0
3300	Administrator IV	1	1	Male	0	0	0	0	0	0	0	0
				Female	1	0	1	0	0	0	0	0
Grand Total #		48	28	Male #	23	11	1	7	4	0	0	0
Grand Total %			58.3	Male %	47.9	22.9	2.1	14.6	8.3	0.0	0.0	0.0
				Female #	25	9	2	10	3	0	0	1
				Female%	52.1	18.8	4.2	20.8	6.3	0.0	0.0	2.1

(+) Indicates this job contains employees who are included from another facility.

(-) Indicates this job contains employees included in this plan's Workforce Analysis but who are excluded from the rest of this facility's Affirmative Action plan.

California State University, Los Angeles

Snapshot Date: 11/01/2017

Workforce Analysis

Organizational Unit: Nursing

Job Code	JobTitle	Total		Total								
		EMP	MIN	EMP	W	AA	H	A	NA	PI	2+	
2355	Graduate Assistant	2	2	Male	2	0	0	0	2	0	0	0
				Female	0	0	0	0	0	0	0	
1032	Admin Support Assistant 12 Mo	1	0	Male	0	0	0	0	0	0	0	0
				Female	1	1	0	0	0	0	0	
1617	Instructional Support Tech II	1	1	Male	1	0	0	0	1	0	0	0
				Female	0	0	0	0	0	0	0	
3082	SSP II	2	2	Male	0	0	0	0	0	0	0	0
				Female	2	0	0	2	0	0	0	
2358 - Nursing	Lecturer AY	30	16	Male	4	2	0	1	1	0	0	0
				Female	26	12	4	6	4	0	0	
1035	Admin Support Coord 12 Mo	1	1	Male	0	0	0	0	0	0	0	0
				Female	1	0	0	0	1	0	0	
2360 - Nursing	Instr Fac AY	7	5	Male	1	0	0	0	1	0	0	0
				Female	6	2	1	1	1	0	0	1
2481 - Nursing	Dept Chair 12 Mo	1	1	Male	0	0	0	0	0	0	0	0
				Female	1	0	1	0	0	0	0	
Grand Total #		45	28	Male #	8	2	0	1	5	0	0	0
Grand Total %			62.2	Male %	17.8	4.4	0.0	2.2	11.1	0.0	0.0	0.0
				Female #	37	15	6	9	6	0	0	1
				Female%	82.2	33.3	13.3	20.0	13.3	0.0	0.0	2.2

(+) Indicates this job contains employees who are included from another facility.

(-) Indicates this job contains employees included in this plan's Workforce Analysis but who are excluded from the rest of this facility's Affirmative Action plan.

California State University, Los Angeles

Snapshot Date: 11/01/2017

Workforce Analysis

Organizational Unit: Office of the President

Job Code	JobTitle	Total		Total								
		EMP	MIN	EMP	W	AA	H	A	NA	PI	2+	
1170	Cnfdntl Office Support 12 Mo	3	3	Male	0	0	0	0	0	0	0	0
				Female	3	0	0	2	1	0	0	0
3318	Administrator I	1	1	Male	0	0	0	0	0	0	0	0
				Female	1	0	0	1	0	0	0	0
1176	Cnfdntl Admin Support 12 Mo	1	1	Male	0	0	0	0	0	0	0	0
				Female	1	0	0	1	0	0	0	0
3312	Administrator II	3	3	Male	1	0	0	1	0	0	0	0
				Female	2	0	0	1	1	0	0	0
3306	Administrator III	1	1	Male	1	0	0	0	1	0	0	0
				Female	0	0	0	0	0	0	0	0
3300	Administrator IV	1	1	Male	1	0	0	1	0	0	0	0
				Female	0	0	0	0	0	0	0	0
2977	President	1	0	Male	1	1	0	0	0	0	0	0
				Female	0	0	0	0	0	0	0	0
Grand Total #		11	10	Male #	4	1	0	2	1	0	0	0
Grand Total %			90.9	Male %	36.4	9.1	0.0	18.2	9.1	0.0	0.0	0.0
				Female #	7	0	0	5	2	0	0	0
				Female%	63.6	0.0	0.0	45.5	18.2	0.0	0.0	0.0

(+) Indicates this job contains employees who are included from another facility.

(-) Indicates this job contains employees included in this plan's Workforce Analysis but who are excluded from the rest of this facility's Affirmative Action plan.

California State University, Los Angeles

Snapshot Date: 11/01/2017

Workforce Analysis

Organizational Unit: Office. Resrch., Adv., & Dev.

Job Code	JobTitle	Total		Total								
		EMP	MIN	EMP	W	AA	H	A	NA	PI	2+	
1038	Admin Analyst/Spclst 12 Mo	2	1	Male	0	0	0	0	0	0	0	0
				Female	2	1	0	1	0	0	0	0
3306	Administrator III	1	1	Male	1	0	0	0	1	0	0	0
				Female	0	0	0	0	0	0	0	0
3300	Administrator IV	1	0	Male	1	1	0	0	0	0	0	0
				Female	0	0	0	0	0	0	0	0
Grand Total #		4	2	Male #	2	1	0	0	1	0	0	0
Grand Total %			50.0	Male %	50.0	25.0	0.0	0.0	25.0	0.0	0.0	0.0
				Female #	2	1	0	1	0	0	0	0
				Female%	50.0	25.0	0.0	25.0	0.0	0.0	0.0	0.0

(+) Indicates this job contains employees who are included from another facility.

(-) Indicates this job contains employees included in this plan's Workforce Analysis but who are excluded from the rest of this facility's Affirmative Action plan.

California State University, Los Angeles

Snapshot Date: 11/01/2017

Workforce Analysis

Organizational Unit: One Card

Job Code	JobTitle	Total		Total								
		EMP	MIN	EMP	W	AA	H	A	NA	PI	2+	
1762	Accountant I	1	1	Male	0	0	0	0	0	0	0	0
				Female	1	0	0	0	1	0	0	0
1038	Admin Analyst/Spclst 12 Mo	1	1	Male	0	0	0	0	0	0	0	0
				Female	1	0	0	0	1	0	0	0
Grand Total #		2	2	Male #	0	0	0	0	0	0	0	0
Grand Total %			100.0	Male %	0.0	0.0	0.0	0.0	0.0	0.0	0.0	0.0
				Female #	2	0	0	0	2	0	0	0
				Female%	100.0	0.0	0.0	0.0	100.0	0.0	0.0	0.0

(+) Indicates this job contains employees who are included from another facility.

(-) Indicates this job contains employees included in this plan's Workforce Analysis but who are excluded from the rest of this facility's Affirmative Action plan.

California State University, Los Angeles

Snapshot Date: 11/01/2017

Workforce Analysis

Organizational Unit: Orientation

Job Code	JobTitle	Total		Total								
		EMP	MIN	EMP	W	AA	H	A	NA	PI	2+	
2355	Graduate Assistant	1	1	Male	1	0	0	0	1	0	0	0
				Female	0	0	0	0	0	0	0	
1032	Admin Support Assistant 12 Mo	1	1	Male	0	0	0	0	0	0	0	0
				Female	1	0	0	1	0	0	0	
3082	SSP II	1	1	Male	0	0	0	0	0	0	0	0
				Female	1	0	0	1	0	0	0	
3312	Administrator II	1	1	Male	0	0	0	0	0	0	0	0
				Female	1	0	0	1	0	0	0	
Grand Total #		4	4	Male #	1	0	0	0	1	0	0	0
Grand Total %			100.0	Male %	25.0	0.0	0.0	0.0	25.0	0.0	0.0	0.0
				Female #	3	0	0	3	0	0	0	0
				Female%	75.0	0.0	0.0	75.0	0.0	0.0	0.0	0.0

(+) Indicates this job contains employees who are included from another facility.

(-) Indicates this job contains employees included in this plan's Workforce Analysis but who are excluded from the rest of this facility's Affirmative Action plan.

California State University, Los Angeles

Snapshot Date: 11/01/2017

Workforce Analysis

Organizational Unit: OSD - SSF-Svcs & Accommodation

Job Code	JobTitle	Total		Total								
		EMP	MIN	EMP	W	AA	H	A	NA	PI	2+	
1032	Admin Support Assistant 12 Mo	1	1	Male	1	0	0	1	0	0	0	0
				Female	0	0	0	0	0	0	0	
1035	Admin Support Coord 12 Mo	1	1	Male	0	0	0	0	0	0	0	0
				Female	1	0	0	1	0	0	0	0
Grand Total #		2	2	Male #	1	0	0	1	0	0	0	0
Grand Total %			100.0	Male %	50.0	0.0	0.0	50.0	0.0	0.0	0.0	0.0
				Female #	1	0	0	1	0	0	0	0
				Female%	50.0	0.0	0.0	50.0	0.0	0.0	0.0	0.0

(+) Indicates this job contains employees who are included from another facility.

(-) Indicates this job contains employees included in this plan's Workforce Analysis but who are excluded from the rest of this facility's Affirmative Action plan.

California State University, Los Angeles

Snapshot Date: 11/01/2017

Workforce Analysis

Organizational Unit: PaGE - LA Downtown office

Job Code	JobTitle	Total		Total								
		EMP	MIN	EMP	W	AA	H	A	NA	PI	2+	
1615	Instructional Support Tech I	1	0	Male	1	1	0	0	0	0	0	0
				Female	0	0	0	0	0	0	0	0
2358 - PaGE - LA Downtown office	Lecturer AY	9	3	Male	2	2	0	0	0	0	0	0
				Female	7	4	0	2	1	0	0	0
2360 - PaGE - LA Downtown office	Instr Fac AY	10	6	Male	6	3	0	1	2	0	0	0
				Female	4	1	0	0	3	0	0	0
2481 - PaGE - LA Downtown office	Dept Chair 12 Mo	1	1	Male	0	0	0	0	0	0	0	0
				Female	1	0	0	0	0	1	0	0
Grand Total #		21	10	Male #	9	6	0	1	2	0	0	0
Grand Total %			47.6	Male %	42.9	28.6	0.0	4.8	9.5	0.0	0.0	0.0
				Female #	12	5	0	2	4	1	0	0
				Female%	57.1	23.8	0.0	9.5	19.0	4.8	0.0	0.0

(+) Indicates this job contains employees who are included from another facility.

(-) Indicates this job contains employees included in this plan's Workforce Analysis but who are excluded from the rest of this facility's Affirmative Action plan.

California State University, Los Angeles

Snapshot Date: 11/01/2017

Workforce Analysis

Organizational Unit: PaGE Enrollment Services

Job Code	JobTitle	Total		Total								
		EMP	MIN	EMP	W	AA	H	A	NA	PI	2+	
3079	SSP I	2	2	Male	1	0	0	1	0	0	0	0
				Female	1	0	0	1	0	0	0	0
3082	SSP II	1	1	Male	1	0	0	0	1	0	0	0
				Female	0	0	0	0	0	0	0	0
Grand Total #		3	3	Male #	2	0	0	1	1	0	0	0
Grand Total %			100.0	Male %	66.7	0.0	0.0	33.3	33.3	0.0	0.0	0.0
				Female #	1	0	0	1	0	0	0	0
				Female%	33.3	0.0	0.0	33.3	0.0	0.0	0.0	0.0

(+) Indicates this job contains employees who are included from another facility.

(-) Indicates this job contains employees included in this plan's Workforce Analysis but who are excluded from the rest of this facility's Affirmative Action plan.

California State University, Los Angeles

Snapshot Date: 11/01/2017

Workforce Analysis

Organizational Unit: PaGE Fiscal Operations

Job Code	JobTitle	Total		Total								
		EMP	MIN	EMP	W	AA	H	A	NA	PI	2+	
1038	Admin Analyst/Spclst 12 Mo	1	1	Male	1	0	0	1	0	0	0	0
				Female	0	0	0	0	0	0	0	
Grand Total #		1	1	Male #	1	0	0	1	0	0	0	0
Grand Total %			100.0	Male %	100.0	0.0	0.0	100.0	0.0	0.0	0.0	0.0
				Female #	0	0	0	0	0	0	0	0
				Female%	0.0	0.0	0.0	0.0	0.0	0.0	0.0	0.0

(+) Indicates this job contains employees who are included from another facility.

(-) Indicates this job contains employees included in this plan's Workforce Analysis but who are excluded from the rest of this facility's Affirmative Action plan.

California State University, Los Angeles

Snapshot Date: 11/01/2017

Workforce Analysis

Organizational Unit: PaGE International Office

Job Code	JobTitle	Total		Total								
		EMP	MIN	EMP	W	AA	H	A	NA	PI	2+	
1032	Admin Support Assistant 12 Mo	1	1	Male	0	0	0	0	0	0	0	0
				Female	1	0	0	1	0	0	0	0
1035	Admin Support Coord 12 Mo	1	1	Male	0	0	0	0	0	0	0	0
				Female	1	0	0	1	0	0	0	0
3082	SSP II	1	1	Male	0	0	0	0	0	0	0	0
				Female	1	0	0	0	1	0	0	0
3084	SSP III	2	1	Male	0	0	0	0	0	0	0	0
				Female	2	1	0	0	1	0	0	0
3312	Administrator II	1	1	Male	0	0	0	0	0	0	0	0
				Female	1	0	0	0	1	0	0	0
Grand Total #		6	5	Male #	0	0	0	0	0	0	0	0
Grand Total %			83.3	Male %	0.0	0.0	0.0	0.0	0.0	0.0	0.0	0.0
				Female #	6	1	0	2	3	0	0	0
				Female%	100.0	16.7	0.0	33.3	50.0	0.0	0.0	0.0

(+) Indicates this job contains employees who are included from another facility.

(-) Indicates this job contains employees included in this plan's Workforce Analysis but who are excluded from the rest of this facility's Affirmative Action plan.

California State University, Los Angeles

Snapshot Date: 11/01/2017

Workforce Analysis

Organizational Unit: PaGE Mkting and Communication

Job Code	JobTitle	Total		Total								
		EMP	MIN	EMP	W	AA	H	A	NA	PI	2+	
1035	Admin Support Coord 12 Mo	1	1	Male	0	0	0	0	0	0	0	0
				Female	1	0	0	0	1	0	0	
3312	Administrator II	1	1	Male	1	0	0	1	0	0	0	0
				Female	0	0	0	0	0	0	0	
Grand Total #		2	2	Male #	1	0	0	1	0	0	0	0
Grand Total %			100.0	Male %	50.0	0.0	0.0	50.0	0.0	0.0	0.0	0.0
				Female #	1	0	0	0	1	0	0	0
				Female%	50.0	0.0	0.0	0.0	50.0	0.0	0.0	0.0

(+) Indicates this job contains employees who are included from another facility.

(-) Indicates this job contains employees included in this plan's Workforce Analysis but who are excluded from the rest of this facility's Affirmative Action plan.

California State University, Los Angeles

Snapshot Date: 11/01/2017

Workforce Analysis

Organizational Unit: PaGE Program Area

Job Code	JobTitle	Total		Total								
		EMP	MIN	EMP	W	AA	H	A	NA	PI	2+	
2358 - PaGE Program Area	Lecturer AY	5	4	Male	2	1	0	1	0	0	0	0
				Female	3	0	1	1	1	0	0	
2360 - PaGE Program Area	Instr Fac AY	2	1	Male	1	1	0	0	0	0	0	0
				Female	1	0	0	0	1	0	0	0
Grand Total #		7	5	Male #	3	2	0	1	0	0	0	0
Grand Total %			71.4	Male %	42.9	28.6	0.0	14.3	0.0	0.0	0.0	0.0
				Female #	4	0	1	1	2	0	0	0
				Female%	57.1	0.0	14.3	14.3	28.6	0.0	0.0	0.0

(+) Indicates this job contains employees who are included from another facility.

(-) Indicates this job contains employees included in this plan's Workforce Analysis but who are excluded from the rest of this facility's Affirmative Action plan.

California State University, Los Angeles

Snapshot Date: 11/01/2017

Workforce Analysis

Organizational Unit: Paint Shop

Job Code	JobTitle	Total		Total									
		EMP	MIN	EMP	W	AA	H	A	NA	PI	2+		
6526	Painter	2	1	Male	2	1	0	1	0	0	0	0	
				Female	0	0	0	0	0	0	0		
6525	Lead Painter	1	1	Male	1	0	1	0	0	0	0		
				Female	0	0	0	0	0	0	0		
6524	Sprvsng Painter	1	1	Male	1	0	1	0	0	0	0		
				Female	0	0	0	0	0	0	0		
Grand Total #		4	3	Male #	4	1	2	1	0	0	0		
Grand Total %			75.0	Male %	100.0	25.0	50.0	25.0	0.0	0.0	0.0		
				Female #	0	0	0	0	0	0	0		
				Female%	0.0	0.0	0.0	0.0	0.0	0.0	0.0		

(+) Indicates this job contains employees who are included from another facility.

(-) Indicates this job contains employees included in this plan's Workforce Analysis but who are excluded from the rest of this facility's Affirmative Action plan.

California State University, Los Angeles

Snapshot Date: 11/01/2017

Workforce Analysis

Organizational Unit: Pan African Studies

Job Code	JobTitle	Total		Total								
		EMP	MIN	EMP	W	AA	H	A	NA	PI	2+	
2355	Graduate Assistant	3	3	Male	2	0	2	0	0	0	0	0
				Female	1	0	1	0	0	0	0	0
1035	Admin Support Coord 12 Mo	1	1	Male	0	0	0	0	0	0	0	0
				Female	1	0	0	1	0	0	0	0
2358 - Pan African Studies	Lecturer AY	9	9	Male	3	0	3	0	0	0	0	0
				Female	6	0	6	0	0	0	0	0
2360 - Pan African Studies	Instr Fac AY	3	3	Male	2	0	2	0	0	0	0	0
				Female	1	0	1	0	0	0	0	0
2481 - Pan African Studies	Dept Chair 12 Mo	1	1	Male	0	0	0	0	0	0	0	0
				Female	1	0	1	0	0	0	0	0
Grand Total #		17	17	Male #	7	0	7	0	0	0	0	0
Grand Total %			100.0	Male %	41.2	0.0	41.2	0.0	0.0	0.0	0.0	0.0
				Female #	10	0	9	1	0	0	0	0
				Female%	58.8	0.0	52.9	5.9	0.0	0.0	0.0	0.0

(+) Indicates this job contains employees who are included from another facility.

(-) Indicates this job contains employees included in this plan's Workforce Analysis but who are excluded from the rest of this facility's Affirmative Action plan.

California State University, Los Angeles

Snapshot Date: 11/01/2017

Workforce Analysis

Organizational Unit: Parking

Job Code	JobTitle	Total		Total								
		EMP	MIN	EMP	W	AA	H	A	NA	PI	2+	
8810	Parking Officer 12 Mo	7	7	Male	3	0	2	1	0	0	0	0
				Female	4	0	1	3	0	0	0	0
1032	Admin Support Assistant 12 Mo	2	2	Male	0	0	0	0	0	0	0	0
				Female	2	0	0	2	0	0	0	0
8820	Community Service Spec 12 Mo	1	1	Male	1	0	0	1	0	0	0	0
				Female	0	0	0	0	0	0	0	0
1730	Accounting Technician I	1	1	Male	0	0	0	0	0	0	0	0
				Female	1	0	0	1	0	0	0	0
1035	Admin Support Coord 12 Mo	3	3	Male	0	0	0	0	0	0	0	0
				Female	3	0	0	2	1	0	0	0
1038	Admin Analyst/Splst 12 Mo	2	2	Male	1	0	0	1	0	0	0	0
				Female	1	0	0	1	0	0	0	0
1740	Accounting Technician III	1	1	Male	0	0	0	0	0	0	0	0
				Female	1	0	0	1	0	0	0	0
6940	Facilities Maintenance Mech	2	2	Male	2	0	0	2	0	0	0	0
				Female	0	0	0	0	0	0	0	0
3312	Administrator II	1	1	Male	0	0	0	0	0	0	0	0
				Female	1	0	0	1	0	0	0	0
Grand Total #		20	20	Male #	7	0	2	5	0	0	0	0
Grand Total %			100.0	Male %	35.0	0.0	10.0	25.0	0.0	0.0	0.0	0.0
				Female #	13	0	1	11	1	0	0	0
				Female%	65.0	0.0	5.0	55.0	5.0	0.0	0.0	0.0

(+) Indicates this job contains employees who are included from another facility.

(-) Indicates this job contains employees included in this plan's Workforce Analysis but who are excluded from the rest of this facility's Affirmative Action plan.

California State University, Los Angeles

Snapshot Date: 11/01/2017

Workforce Analysis

Organizational Unit: Pat Brown Institute

Job Code	JobTitle	Total		Total								
		EMP	MIN	EMP	W	AA	H	A	NA	PI	2+	
1038	Admin Analyst/Spclst 12 Mo	1	1	Male	0	0	0	0	0	0	0	0
				Female	1	0	0	0	1	0	0	0
3312	Administrator II	1	1	Male	0	0	0	0	0	0	0	0
				Female	1	0	0	1	0	0	0	0
3306	Administrator III	1	0	Male	1	1	0	0	0	0	0	0
				Female	0	0	0	0	0	0	0	0
Grand Total #		3	2	Male #	1	1	0	0	0	0	0	0
Grand Total %			66.7	Male %	33.3	33.3	0.0	0.0	0.0	0.0	0.0	0.0
				Female #	2	0	0	1	1	0	0	0
				Female%	66.7	0.0	0.0	33.3	33.3	0.0	0.0	0.0

(+) Indicates this job contains employees who are included from another facility.

(-) Indicates this job contains employees included in this plan's Workforce Analysis but who are excluded from the rest of this facility's Affirmative Action plan.

California State University, Los Angeles

Snapshot Date: 11/01/2017

Workforce Analysis

Organizational Unit: Payroll

Job Code	JobTitle	Total		Total								
		EMP	MIN	EMP	W	AA	H	A	NA	PI	2+	
1101	Payroll Technician II	3	2	Male	0	0	0	0	0	0	0	0
				Female	3	1	0	1	1	0	0	
1102	Payroll Technician III	1	1	Male	0	0	0	0	0	0	0	
				Female	1	0	0	0	1	0	0	
1038	Admin Analyst/Splst 12 Mo	1	1	Male	0	0	0	0	0	0	0	
				Female	1	0	0	1	0	0	0	
3318	Administrator I	1	1	Male	0	0	0	0	0	0	0	
				Female	1	0	0	0	1	0	0	
Grand Total #		6	5	Male #	0	0	0	0	0	0	0	
Grand Total %			83.3	Male %	0.0	0.0	0.0	0.0	0.0	0.0	0.0	
				Female #	6	1	0	2	3	0	0	
				Female%	100.0	16.7	0.0	33.3	50.0	0.0	0.0	

(+) Indicates this job contains employees who are included from another facility.

(-) Indicates this job contains employees included in this plan's Workforce Analysis but who are excluded from the rest of this facility's Affirmative Action plan.

California State University, Los Angeles

Snapshot Date: 11/01/2017

Workforce Analysis

Organizational Unit: Philosophy

Job Code	JobTitle	Total		Total									
		EMP	MIN	EMP	W	AA	H	A	NA	PI	2+		
2355	Graduate Assistant	5	3	Male	4	2	0	0	1	0	0	0	1
				Female	1	0	0	1	0	0	0	0	0
1035	Admin Support Coord 12 Mo	1	1	Male	0	0	0	0	0	0	0	0	0
				Female	1	0	0	0	1	0	0	0	0
2358 - Philosophy	Lecturer AY	8	1	Male	7	6	0	1	0	0	0	0	0
				Female	1	1	0	0	0	0	0	0	0
2360 - Philosophy	Instr Fac AY	6	3	Male	5	2	0	1	2	0	0	0	0
				Female	1	1	0	0	0	0	0	0	0
Grand Total #		20	8	Male #	16	10	0	2	3	0	0	1	
Grand Total %			40.0	Male %	80.0	50.0	0.0	10.0	15.0	0.0	0.0	5.0	
				Female #	4	2	0	1	1	0	0	0	
				Female%	20.0	10.0	0.0	5.0	5.0	0.0	0.0	0.0	

(+) Indicates this job contains employees who are included from another facility.

(-) Indicates this job contains employees included in this plan's Workforce Analysis but who are excluded from the rest of this facility's Affirmative Action plan.

California State University, Los Angeles

Snapshot Date: 11/01/2017

Workforce Analysis

Organizational Unit: Physics and Astronomy

Job Code	JobTitle	Total		Total								
		EMP	MIN	EMP	W	AA	H	A	NA	PI	2+	
2355	Graduate Assistant	12	9	Male	7	2	0	5	0	0	0	0
				Female	5	1	0	1	1	0	0	2
2354 - Physics and Astronomy	Teaching Associate AY	7	2	Male	5	3	0	2	0	0	0	0
				Female	2	2	0	0	0	0	0	0
1035	Admin Support Coord 12 Mo	1	1	Male	0	0	0	0	0	0	0	0
				Female	1	0	0	1	0	0	0	0
2358 - Physics and Astronomy	Lecturer AY	18	9	Male	16	8	1	2	4	0	0	1
				Female	2	1	0	0	1	0	0	0
1619	Instructional Support Tech III	1	1	Male	0	0	0	0	0	0	0	0
				Female	1	0	0	1	0	0	0	0
2360 - Physics and Astronomy	Instr Fac AY	7	3	Male	6	3	0	2	1	0	0	0
				Female	1	1	0	0	0	0	0	0
2481 - Physics and Astronomy	Dept Chair 12 Mo	1	0	Male	1	1	0	0	0	0	0	0
				Female	0	0	0	0	0	0	0	0
Grand Total #		47	25	Male #	35	17	1	11	5	0	0	1
Grand Total %			53.2	Male %	74.5	36.2	2.1	23.4	10.6	0.0	0.0	2.1
				Female #	12	5	0	3	2	0	0	2
				Female%	25.5	10.6	0.0	6.4	4.3	0.0	0.0	4.3

(+) Indicates this job contains employees who are included from another facility.

(-) Indicates this job contains employees included in this plan's Workforce Analysis but who are excluded from the rest of this facility's Affirmative Action plan.

California State University, Los Angeles

Snapshot Date: 11/01/2017

Workforce Analysis

Organizational Unit: Planning & Construction

Job Code	JobTitle	Total		Total								
		EMP	MIN	EMP	W	AA	H	A	NA	PI	2+	
3306	Administrator III	1	0	Male	0	0	0	0	0	0	0	0
				Female	1	1	0	0	0	0	0	0
Grand Total #		1	0	Male #	0	0	0	0	0	0	0	0
Grand Total %			0.0	Male %	0.0	0.0	0.0	0.0	0.0	0.0	0.0	0.0
				Female #	1	1	0	0	0	0	0	0
				Female%	100.0	100.0	0.0	0.0	0.0	0.0	0.0	0.0

(+) Indicates this job contains employees who are included from another facility.

(-) Indicates this job contains employees included in this plan's Workforce Analysis but who are excluded from the rest of this facility's Affirmative Action plan.

California State University, Los Angeles

Snapshot Date: 11/01/2017

Workforce Analysis

Organizational Unit: Plumbing Shop

Job Code	JobTitle	Total		Total								
		EMP	MIN	EMP	W	AA	H	A	NA	PI	2+	
6251	Facilities Worker II	1	1	Male	1	0	0	1	0	0	0	0
				Female	0	0	0	0	0	0	0	
6548	Lead Plumber	1	1	Male	1	0	1	0	0	0	0	0
				Female	0	0	0	0	0	0	0	
6549	Plumber	2	2	Male	2	0	0	2	0	0	0	0
				Female	0	0	0	0	0	0	0	
6547	Sprvsng Plumber	1	1	Male	1	0	0	1	0	0	0	0
				Female	0	0	0	0	0	0	0	
Grand Total #		5	5	Male #	5	0	1	4	0	0	0	0
Grand Total %			100.0	Male %	100.0	0.0	20.0	80.0	0.0	0.0	0.0	0.0
				Female #	0	0	0	0	0	0	0	0
				Female%	0.0	0.0	0.0	0.0	0.0	0.0	0.0	0.0

(+) Indicates this job contains employees who are included from another facility.

(-) Indicates this job contains employees included in this plan's Workforce Analysis but who are excluded from the rest of this facility's Affirmative Action plan.

California State University, Los Angeles

Snapshot Date: 11/01/2017

Workforce Analysis

Organizational Unit: Police

Job Code	JobTitle	Total		Total								
		EMP	MIN	EMP	W	AA	H	A	NA	PI	2+	
8820	Community Service Spec 12 Mo	2	2	Male	2	0	1	1	0	0	0	0
				Female	0	0	0	0	0	0	0	
8800	Police Dispatcher 12 Mo	5	5	Male	2	0	0	1	0	0	0	1
				Female	3	0	0	3	0	0	0	0
1035	Admin Support Coord 12 Mo	1	1	Male	0	0	0	0	0	0	0	0
				Female	1	0	0	1	0	0	0	0
1038	Admin Analyst/Spclst 12 Mo	3	3	Male	1	0	0	1	0	0	0	0
				Female	2	0	0	2	0	0	0	0
7000	Equip Maintenance Assistant	1	1	Male	1	0	0	1	0	0	0	0
				Female	0	0	0	0	0	0	0	0
7002	Equip Tech I, Electro-Mechnl	1	1	Male	1	0	0	1	0	0	0	0
				Female	0	0	0	0	0	0	0	0
6642	Locksmith	1	0	Male	1	1	0	0	0	0	0	0
				Female	0	0	0	0	0	0	0	0
8350	Police Officer	7	5	Male	6	2	2	2	0	0	0	0
				Female	1	0	0	1	0	0	0	0
6643	Lead Locksmith	1	0	Male	1	1	0	0	0	0	0	0
				Female	0	0	0	0	0	0	0	0
8365	Corporal	5	4	Male	4	1	0	2	1	0	0	0
				Female	1	0	0	1	0	0	0	0
5284	Sr Budget Analyst	1	1	Male	0	0	0	0	0	0	0	0
				Female	1	0	0	1	0	0	0	0
8354	Sergeant	5	5	Male	4	0	1	2	1	0	0	0
				Female	1	0	0	1	0	0	0	0
3312	Administrator II	1	1	Male	1	0	1	0	0	0	0	0
				Female	0	0	0	0	0	0	0	0

(+) Indicates this job contains employees who are included from another facility.

(-) Indicates this job contains employees included in this plan's Workforce Analysis but who are excluded from the rest of this facility's Affirmative Action plan.

California State University, Los Angeles

Snapshot Date: 11/01/2017

Workforce Analysis

Organizational Unit: Police

Job Code	JobTitle	Total		Total								
		EMP	MIN	EMP	W	AA	H	A	NA	PI	2+	
	Grand Total #	34	29	Male #	24	5	5	11	2	0	0	1
	Grand Total %		85.3	Male %	70.6	14.7	14.7	32.4	5.9	0.0	0.0	2.9
				Female #	10	0	0	10	0	0	0	0
				Female%	29.4	0.0	0.0	29.4	0.0	0.0	0.0	0.0

(+) Indicates this job contains employees who are included from another facility.

(-) Indicates this job contains employees included in this plan's Workforce Analysis but who are excluded from the rest of this facility's Affirmative Action plan.

California State University, Los Angeles

Snapshot Date: 11/01/2017

Workforce Analysis

Organizational Unit: Political Science

Job Code	JobTitle	Total		Total								
		EMP	MIN	EMP	W	AA	H	A	NA	PI	2+	
2355	Graduate Assistant	2	2	Male	1	0	0	0	1	0	0	0
				Female	1	0	0	1	0	0	0	0
1032	Admin Support Assistant 12 Mo	1	1	Male	0	0	0	0	0	0	0	0
				Female	1	0	0	1	0	0	0	0
2358 - Political Science	Lecturer AY	8	3	Male	5	4	0	1	0	0	0	0
				Female	3	1	0	0	2	0	0	0
1035	Admin Support Coord 12 Mo	1	1	Male	0	0	0	0	0	0	0	0
				Female	1	0	0	1	0	0	0	0
2360 - Political Science	Instr Fac AY	9	6	Male	6	3	0	0	3	0	0	0
				Female	3	0	1	1	1	0	0	0
2481 - Political Science	Dept Chair 12 Mo	1	0	Male	1	1	0	0	0	0	0	0
				Female	0	0	0	0	0	0	0	0
Grand Total #		22	13	Male #	13	8	0	1	4	0	0	0
Grand Total %			59.1	Male %	59.1	36.4	0.0	4.5	18.2	0.0	0.0	0.0
				Female #	9	1	1	4	3	0	0	0
				Female%	40.9	4.5	4.5	18.2	13.6	0.0	0.0	0.0

(+) Indicates this job contains employees who are included from another facility.

(-) Indicates this job contains employees included in this plan's Workforce Analysis but who are excluded from the rest of this facility's Affirmative Action plan.

California State University, Los Angeles

Snapshot Date: 11/01/2017

Workforce Analysis

Organizational Unit: Printing Center

Job Code	JobTitle	Total		Total								
		EMP	MIN	EMP	W	AA	H	A	NA	PI	2+	
830	Desktop Pub/Graph Spec 12 Mo	1	1	Male	1	0	0	1	0	0	0	0
				Female	0	0	0	0	0	0	0	
1481	Reprographics Specialist II	3	2	Male	3	1	0	2	0	0	0	0
				Female	0	0	0	0	0	0	0	
1035	Admin Support Coord 12 Mo	1	1	Male	1	0	0	0	1	0	0	0
				Female	0	0	0	0	0	0	0	
1482	Reprographics Specialist III	1	1	Male	1	0	0	1	0	0	0	0
				Female	0	0	0	0	0	0	0	
1483	Reprographics Specialist IV	2	2	Male	2	0	0	1	1	0	0	0
				Female	0	0	0	0	0	0	0	
Grand Total #		8	7	Male #	8	1	0	5	2	0	0	0
Grand Total %			87.5	Male %	100.0	12.5	0.0	62.5	25.0	0.0	0.0	0.0
				Female #	0	0	0	0	0	0	0	0
				Female%	0.0	0.0	0.0	0.0	0.0	0.0	0.0	0.0

(+) Indicates this job contains employees who are included from another facility.

(-) Indicates this job contains employees included in this plan's Workforce Analysis but who are excluded from the rest of this facility's Affirmative Action plan.

California State University, Los Angeles

Snapshot Date: 11/01/2017

Workforce Analysis

Organizational Unit: Property Management

Job Code	JobTitle	Total		Total								
		EMP	MIN	EMP	W	AA	H	A	NA	PI	2+	
1549	Property Clerk II	1	1	Male	0	0	0	0	0	0	0	0
				Female	1	0	0	0	1	0	0	0
420	Info Tech Consultant 12 Mo	1	0	Male	0	0	0	0	0	0	0	0
				Female	1	1	0	0	0	0	0	0
Grand Total #		2	1	Male #	0	0	0	0	0	0	0	0
Grand Total %			50.0	Male %	0.0	0.0	0.0	0.0	0.0	0.0	0.0	0.0
				Female #	2	1	0	0	1	0	0	0
				Female%	100.0	50.0	0.0	0.0	50.0	0.0	0.0	0.0

(+) Indicates this job contains employees who are included from another facility.

(-) Indicates this job contains employees included in this plan's Workforce Analysis but who are excluded from the rest of this facility's Affirmative Action plan.

California State University, Los Angeles

Snapshot Date: 11/01/2017

Workforce Analysis

Organizational Unit: Psychology

Job Code	JobTitle	Total		Total								
		EMP	MIN	EMP	W	AA	H	A	NA	PI	2+	
2355	Graduate Assistant	4	3	Male	1	0	0	0	1	0	0	0
				Female	3	1	0	1	1	0	0	
1032	Admin Support Assistant 12 Mo	1	1	Male	1	0	0	1	0	0	0	0
				Female	0	0	0	0	0	0	0	
2358 - Psychology	Lecturer AY	26	11	Male	6	5	1	0	0	0	0	0
				Female	20	10	2	4	4	0	0	
2360 - Psychology	Instr Fac AY	12	5	Male	7	4	2	0	1	0	0	0
				Female	5	3	0	0	2	0	0	
2481 - Psychology	Dept Chair 12 Mo	1	1	Male	1	0	0	0	1	0	0	0
				Female	0	0	0	0	0	0	0	
Grand Total #		44	21	Male #	16	9	3	1	3	0	0	0
Grand Total %			47.7	Male %	36.4	20.5	6.8	2.3	6.8	0.0	0.0	0.0
				Female #	28	14	2	5	7	0	0	0
				Female%	63.6	31.8	4.5	11.4	15.9	0.0	0.0	0.0

(+) Indicates this job contains employees who are included from another facility.

(-) Indicates this job contains employees included in this plan's Workforce Analysis but who are excluded from the rest of this facility's Affirmative Action plan.

California State University, Los Angeles

Snapshot Date: 11/01/2017

Workforce Analysis

Organizational Unit: Public Affairs

Job Code	JobTitle	Total		Total								
		EMP	MIN	EMP	W	AA	H	A	NA	PI	2+	
1032	Admin Support Assistant 12 Mo	1	0	Male	0	0	0	0	0	0	0	0
				Female	1	1	0	0	0	0	0	0
1035	Admin Support Coord 12 Mo	1	1	Male	1	0	0	0	1	0	0	0
				Female	0	0	0	0	0	0	0	0
810	Media Prod Spec 12 Mo	1	1	Male	1	0	1	0	0	0	0	0
				Female	0	0	0	0	0	0	0	0
800	Pub Affairs/Comm Spec 12 Mo	3	2	Male	1	0	0	1	0	0	0	0
				Female	2	1	0	0	1	0	0	0
820	Graphic Designer 12 Mo	2	2	Male	1	0	0	1	0	0	0	0
				Female	1	0	0	0	1	0	0	0
1038	Admin Analyst/Splst 12 Mo	1	1	Male	0	0	0	0	0	0	0	0
				Female	1	0	0	0	1	0	0	0
3318	Administrator I	1	1	Male	1	0	0	1	0	0	0	0
				Female	0	0	0	0	0	0	0	0
3312	Administrator II	1	1	Male	0	0	0	0	0	0	0	0
				Female	1	0	1	0	0	0	0	0
3306	Administrator III	1	1	Male	1	0	0	1	0	0	0	0
				Female	0	0	0	0	0	0	0	0
Grand Total #		12	10	Male #	6	0	1	4	1	0	0	0
Grand Total %			83.3	Male %	50.0	0.0	8.3	33.3	8.3	0.0	0.0	0.0
				Female #	6	2	1	0	3	0	0	0
				Female%	50.0	16.7	8.3	0.0	25.0	0.0	0.0	0.0

(+) Indicates this job contains employees who are included from another facility.

(-) Indicates this job contains employees included in this plan's Workforce Analysis but who are excluded from the rest of this facility's Affirmative Action plan.

California State University, Los Angeles

Snapshot Date: 11/01/2017

Workforce Analysis

Organizational Unit: Public Health

Job Code	JobTitle	Total		Total								
		EMP	MIN	EMP	W	AA	H	A	NA	PI	2+	
1035	Admin Support Coord 12 Mo	1	1	Male	0	0	0	0	0	0	0	0
				Female	1	0	0	1	0	0	0	0
2358 - Public Health	Lecturer AY	16	10	Male	5	3	2	0	0	0	0	0
				Female	11	3	2	4	2	0	0	0
3084	SSP III	1	1	Male	0	0	0	0	0	0	0	0
				Female	1	0	1	0	0	0	0	0
2360 - Public Health	Instr Fac AY	7	5	Male	0	0	0	0	0	0	0	0
				Female	7	2	1	1	3	0	0	0
2481 - Public Health	Dept Chair 12 Mo	1	0	Male	1	1	0	0	0	0	0	0
				Female	0	0	0	0	0	0	0	0
Grand Total #		26	17	Male #	6	4	2	0	0	0	0	0
Grand Total %			65.4	Male %	23.1	15.4	7.7	0.0	0.0	0.0	0.0	0.0
				Female #	20	5	4	6	5	0	0	0
				Female%	76.9	19.2	15.4	23.1	19.2	0.0	0.0	0.0

(+) Indicates this job contains employees who are included from another facility.

(-) Indicates this job contains employees included in this plan's Workforce Analysis but who are excluded from the rest of this facility's Affirmative Action plan.

California State University, Los Angeles

Snapshot Date: 11/01/2017

Workforce Analysis

Organizational Unit: Purchasing

Job Code	JobTitle	Total		Total								
		EMP	MIN	EMP	W	AA	H	A	NA	PI	2+	
4791	Buyer I	1	1	Male	0	0	0	0	0	0	0	0
				Female	1	0	0	1	0	0	0	0
4792	Buyer II	1	1	Male	0	0	0	0	0	0	0	0
				Female	1	0	1	0	0	0	0	0
1035	Admin Support Coord 12 Mo	1	1	Male	0	0	0	0	0	0	0	0
				Female	1	0	0	1	0	0	0	0
4794	Buyer III	3	2	Male	2	1	0	1	0	0	0	0
				Female	1	0	1	0	0	0	0	0
4795	Buyer III Lead	1	1	Male	0	0	0	0	0	0	0	0
				Female	1	0	0	1	0	0	0	0
3318	Administrator I	1	1	Male	1	0	0	1	0	0	0	0
				Female	0	0	0	0	0	0	0	0
3312	Administrator II	1	0	Male	1	1	0	0	0	0	0	0
				Female	0	0	0	0	0	0	0	0
Grand Total #		9	7	Male #	4	2	0	2	0	0	0	0
Grand Total %			77.8	Male %	44.4	22.2	0.0	22.2	0.0	0.0	0.0	0.0
				Female #	5	0	2	3	0	0	0	0
				Female%	55.6	0.0	22.2	33.3	0.0	0.0	0.0	0.0

(+) Indicates this job contains employees who are included from another facility.

(-) Indicates this job contains employees included in this plan's Workforce Analysis but who are excluded from the rest of this facility's Affirmative Action plan.

California State University, Los Angeles

Snapshot Date: 11/01/2017

Workforce Analysis

Organizational Unit: Registrars Office

Job Code	JobTitle	Total		Total								
		EMP	MIN	EMP	W	AA	H	A	NA	PI	2+	
1032	Admin Support Assistant 12 Mo	5	5	Male	3	0	0	3	0	0	0	0
				Female	2	0	0	2	0	0	0	0
1035	Admin Support Coord 12 Mo	4	3	Male	1	0	0	1	0	0	0	0
				Female	3	1	0	2	0	0	0	0
2632	Evaluator I	8	8	Male	2	0	1	1	0	0	0	0
				Female	6	0	1	2	3	0	0	0
1038	Admin Analyst/Spclst 12 Mo	6	5	Male	3	1	0	1	1	0	0	0
				Female	3	0	0	1	2	0	0	0
2633	Evaluator II	1	1	Male	0	0	0	0	0	0	0	0
				Female	1	0	0	0	1	0	0	0
3318	Administrator I	5	1	Male	1	1	0	0	0	0	0	0
				Female	4	3	0	0	1	0	0	0
3306	Administrator III	1	0	Male	1	1	0	0	0	0	0	0
				Female	0	0	0	0	0	0	0	0
Grand Total #		30	23	Male #	11	3	1	6	1	0	0	0
Grand Total %			76.7	Male %	36.7	10.0	3.3	20.0	3.3	0.0	0.0	0.0
				Female #	19	4	1	7	7	0	0	0
				Female%	63.3	13.3	3.3	23.3	23.3	0.0	0.0	0.0

(+) Indicates this job contains employees who are included from another facility.

(-) Indicates this job contains employees included in this plan's Workforce Analysis but who are excluded from the rest of this facility's Affirmative Action plan.

California State University, Los Angeles

Snapshot Date: 11/01/2017

Workforce Analysis

Organizational Unit: Resource Planning and Mgmt

Job Code	JobTitle	Total		Total								
		EMP	MIN	EMP	W	AA	H	A	NA	PI	2+	
1038	Admin Analyst/Spclst 12 Mo	4	3	Male	0	0	0	0	0	0	0	0
				Female	4	1	1	1	1	0	0	
420	Info Tech Consultant 12 Mo	1	1	Male	1	0	0	0	1	0	0	0
				Female	0	0	0	0	0	0	0	
3306	Administrator III	2	0	Male	1	1	0	0	0	0	0	0
				Female	1	1	0	0	0	0	0	
3300	Administrator IV	1	0	Male	0	0	0	0	0	0	0	0
				Female	1	1	0	0	0	0	0	
Grand Total #		8	4	Male #	2	1	0	0	1	0	0	0
Grand Total %			50.0	Male %	25.0	12.5	0.0	0.0	12.5	0.0	0.0	0.0
				Female #	6	3	1	1	1	0	0	0
				Female%	75.0	37.5	12.5	12.5	12.5	0.0	0.0	0.0

(+) Indicates this job contains employees who are included from another facility.

(-) Indicates this job contains employees included in this plan's Workforce Analysis but who are excluded from the rest of this facility's Affirmative Action plan.

California State University, Los Angeles

Snapshot Date: 11/01/2017

Workforce Analysis

Organizational Unit: SA - SSF-Student Development

Job Code	JobTitle	Total		Total								
		EMP	MIN	EMP	W	AA	H	A	NA	PI	2+	
5680	Research Technician III	1	1	Male	0	0	0	0	0	0	0	0
				Female	1	0	0	1	0	0	0	0
3318	Administrator I	1	1	Male	1	0	1	0	0	0	0	0
				Female	0	0	0	0	0	0	0	0
Grand Total #		2	2	Male #	1	0	1	0	0	0	0	0
Grand Total %			100.0	Male %	50.0	0.0	50.0	0.0	0.0	0.0	0.0	0.0
				Female #	1	0	0	1	0	0	0	0
				Female%	50.0	0.0	0.0	50.0	0.0	0.0	0.0	0.0

(+) Indicates this job contains employees who are included from another facility.

(-) Indicates this job contains employees included in this plan's Workforce Analysis but who are excluded from the rest of this facility's Affirmative Action plan.

California State University, Los Angeles

Snapshot Date: 11/01/2017

Workforce Analysis

Organizational Unit: School Development Office

Job Code	JobTitle	Total		Total								
		EMP	MIN	EMP	W	AA	H	A	NA	PI	2+	
3318	Administrator I	1	0	Male	0	0	0	0	0	0	0	0
				Female	1	1	0	0	0	0	0	0
3312	Administrator II	7	5	Male	1	1	0	0	0	0	0	0
				Female	6	1	2	3	0	0	0	0
Grand Total #		8	5	Male #	1	1	0	0	0	0	0	0
Grand Total %			62.5	Male %	12.5	12.5	0.0	0.0	0.0	0.0	0.0	0.0
				Female #	7	2	2	3	0	0	0	0
				Female%	87.5	25.0	25.0	37.5	0.0	0.0	0.0	0.0

(+) Indicates this job contains employees who are included from another facility.

(-) Indicates this job contains employees included in this plan's Workforce Analysis but who are excluded from the rest of this facility's Affirmative Action plan.

California State University, Los Angeles

Snapshot Date: 11/01/2017

Workforce Analysis

Organizational Unit: Social Work

Job Code	JobTitle	Total		Total								
		EMP	MIN	EMP	W	AA	H	A	NA	PI	2+	
1032	Admin Support Assistant 12 Mo	2	2	Male	0	0	0	0	0	0	0	0
				Female	2	0	0	2	0	0	0	0
3082	SSP II	1	1	Male	0	0	0	0	0	0	0	0
				Female	1	0	0	1	0	0	0	0
2358 - Social Work	Lecturer AY	41	29	Male	11	3	3	2	3	0	0	0
				Female	30	9	8	9	4	0	0	0
2360 - Social Work	Instr Fac AY	9	8	Male	1	0	0	1	0	0	0	0
				Female	8	1	2	0	5	0	0	0
2481 - Social Work	Dept Chair 12 Mo	1	1	Male	0	0	0	0	0	0	0	0
				Female	1	0	0	0	1	0	0	0
Grand Total #		54	41	Male #	12	3	3	3	3	0	0	0
Grand Total %			75.9	Male %	22.2	5.6	5.6	5.6	5.6	0.0	0.0	0.0
				Female #	42	10	10	12	10	0	0	0
				Female%	77.8	18.5	18.5	22.2	18.5	0.0	0.0	0.0

(+) Indicates this job contains employees who are included from another facility.

(-) Indicates this job contains employees included in this plan's Workforce Analysis but who are excluded from the rest of this facility's Affirmative Action plan.

California State University, Los Angeles

Snapshot Date: 11/01/2017

Workforce Analysis

Organizational Unit: Sociology

Job Code	JobTitle	Total		Total								
		EMP	MIN	EMP	W	AA	H	A	NA	PI	2+	
2355	Graduate Assistant	3	2	Male	0	0	0	0	0	0	0	0
				Female	3	1	0	1	1	0	0	
1032	Admin Support Assistant 12 Mo	1	0	Male	0	0	0	0	0	0	0	
				Female	1	1	0	0	0	0		
1035	Admin Support Coord 12 Mo	1	1	Male	0	0	0	0	0	0	0	
				Female	1	0	0	1	0	0		
2358 - Sociology	Lecturer AY	18	5	Male	12	10	0	2	0	0	0	
				Female	6	3	0	1	2	0		
2360 - Sociology	Instr Fac AY	14	8	Male	7	3	0	2	2	0	0	
				Female	7	3	0	1	2	0		
2481 - Sociology	Dept Chair 12 Mo	1	0	Male	0	0	0	0	0	0	0	
				Female	1	1	0	0	0	0		
Grand Total #		38	16	Male #	19	13	0	4	2	0	0	
Grand Total %			42.1	Male %	50.0	34.2	0.0	10.5	5.3	0.0	0.0	
				Female #	19	9	0	4	5	0	1	
				Female%	50.0	23.7	0.0	10.5	13.2	0.0	2.6	

(+) Indicates this job contains employees who are included from another facility.

(-) Indicates this job contains employees included in this plan's Workforce Analysis but who are excluded from the rest of this facility's Affirmative Action plan.

California State University, Los Angeles

Snapshot Date: 11/01/2017

Workforce Analysis

Organizational Unit: Special Education & Counseling

Job Code	JobTitle	Total		Total								
		EMP	MIN	EMP	W	AA	H	A	NA	PI	2+	
2355	Graduate Assistant	5	5	Male	0	0	0	0	0	0	0	0
				Female	5	0	0	4	1	0	0	0
1032	Admin Support Assistant 12 Mo	2	2	Male	1	0	0	1	0	0	0	0
				Female	1	0	0	1	0	0	0	0
1035	Admin Support Coord 12 Mo	1	1	Male	0	0	0	0	0	0	0	0
				Female	1	0	0	0	1	0	0	0
2358 - Special Education & Counseling	Lecturer AY	56	32	Male	14	6	1	7	0	0	0	0
				Female	42	18	4	12	8	0	0	0
2360 - Special Education & Counseling	Instr Fac AY	21	8	Male	6	4	0	1	1	0	0	0
				Female	15	9	0	2	4	0	0	0
2481 - Special Education & Counseling	Dept Chair 12 Mo	1	0	Male	0	0	0	0	0	0	0	0
				Female	1	1	0	0	0	0	0	0
Grand Total #		86	48	Male #	21	10	1	9	1	0	0	0
Grand Total %			55.8	Male %	24.4	11.6	1.2	10.5	1.2	0.0	0.0	0.0
				Female #	65	28	4	19	14	0	0	0
				Female%	75.6	32.6	4.7	22.1	16.3	0.0	0.0	0.0

(+) Indicates this job contains employees who are included from another facility.

(-) Indicates this job contains employees included in this plan's Workforce Analysis but who are excluded from the rest of this facility's Affirmative Action plan.

California State University, Los Angeles

Snapshot Date: 11/01/2017

Workforce Analysis

Organizational Unit: Special Project

Job Code	JobTitle	Total		Total									
		EMP	MIN	EMP	W	AA	H	A	NA	PI	2+		
3312	Administrator II	2	1	Male	2	1	0	0	0	0	0	0	1
				Female	0	0	0	0	0	0	0	0	0
4555	Accountant II	1	1	Male	0	0	0	0	0	0	0	0	0
				Female	1	0	0	0	1	0	0	0	0
Grand Total #		3	2	Male #	2	1	0	0	0	0	0	0	1
Grand Total %			66.7	Male %	66.7	33.3	0.0	0.0	0.0	0.0	0.0	0.0	33.3
				Female #	1	0	0	0	1	0	0	0	0
				Female%	33.3	0.0	0.0	0.0	33.3	0.0	0.0	0.0	0.0

(+) Indicates this job contains employees who are included from another facility.

(-) Indicates this job contains employees included in this plan's Workforce Analysis but who are excluded from the rest of this facility's Affirmative Action plan.

California State University, Los Angeles

Snapshot Date: 11/01/2017

Workforce Analysis

Organizational Unit: Special Projects

Job Code	JobTitle	Total		Total								
		EMP	MIN	EMP	W	AA	H	A	NA	PI	2+	
6251	Facilities Worker II	1	1	Male	1	0	0	1	0	0	0	0
				Female	0	0	0	0	0	0	0	
Grand Total #		1	1	Male #	1	0	0	1	0	0	0	0
Grand Total %			100.0	Male %	100.0	0.0	0.0	100.0	0.0	0.0	0.0	0.0
				Female #	0	0	0	0	0	0	0	0
				Female%	0.0	0.0	0.0	0.0	0.0	0.0	0.0	0.0

(+) Indicates this job contains employees who are included from another facility.

(-) Indicates this job contains employees included in this plan's Workforce Analysis but who are excluded from the rest of this facility's Affirmative Action plan.

California State University, Los Angeles

Snapshot Date: 11/01/2017

Workforce Analysis

Organizational Unit: Stds Lrning in Communities

Job Code	JobTitle	Total		Total								
		EMP	MIN	EMP	W	AA	H	A	NA	PI	2+	
3082	SSP II	1	1	Male	1	0	0	1	0	0	0	0
				Female	0	0	0	0	0	0	0	0
2358 - Stds Lrning in Communities	Lecturer AY	5	0	Male	1	1	0	0	0	0	0	0
				Female	4	4	0	0	0	0	0	0
2360 - Stds Lrning in Communities	Instr Fac AY	1	0	Male	0	0	0	0	0	0	0	0
				Female	1	1	0	0	0	0	0	0
Grand Total #		7	1	Male #	2	1	0	1	0	0	0	0
Grand Total %			14.3	Male %	28.6	14.3	0.0	14.3	0.0	0.0	0.0	0.0
				Female #	5	5	0	0	0	0	0	0
				Female%	71.4	71.4	0.0	0.0	0.0	0.0	0.0	0.0

(+) Indicates this job contains employees who are included from another facility.

(-) Indicates this job contains employees included in this plan's Workforce Analysis but who are excluded from the rest of this facility's Affirmative Action plan.

California State University, Los Angeles

Snapshot Date: 11/01/2017

Workforce Analysis

Organizational Unit: Student Financial Aid

Job Code	JobTitle	Total		Total								
		EMP	MIN	EMP	W	AA	H	A	NA	PI	2+	
1032	Admin Support Assistant 12 Mo	5	5	Male	2	0	0	2	0	0	0	0
				Female	3	0	0	2	1	0	0	0
2635	Stdnt Pers Tech,Financial Aids	2	2	Male	0	0	0	0	0	0	0	0
				Female	2	0	0	2	0	0	0	0
1038	Admin Analyst/Spclst 12 Mo	3	3	Male	0	0	0	0	0	0	0	0
				Female	3	0	0	2	1	0	0	0
1035	Admin Support Coord 12 Mo	2	2	Male	1	0	0	1	0	0	0	0
				Female	1	0	0	1	0	0	0	0
3082	SSP II	6	5	Male	0	0	0	0	0	0	0	0
				Female	6	1	0	3	2	0	0	0
3084	SSP III	1	1	Male	1	0	0	1	0	0	0	0
				Female	0	0	0	0	0	0	0	0
3312	Administrator II	2	2	Male	1	0	0	0	1	0	0	0
				Female	1	0	0	0	1	0	0	0
Grand Total #		21	20	Male #	5	0	0	4	1	0	0	0
Grand Total %			95.2	Male %	23.8	0.0	0.0	19.0	4.8	0.0	0.0	0.0
				Female #	16	1	0	10	5	0	0	0
				Female%	76.2	4.8	0.0	47.6	23.8	0.0	0.0	0.0

(+) Indicates this job contains employees who are included from another facility.

(-) Indicates this job contains employees included in this plan's Workforce Analysis but who are excluded from the rest of this facility's Affirmative Action plan.

California State University, Los Angeles

Snapshot Date: 11/01/2017

Workforce Analysis

Organizational Unit: Student Financial Services

Job Code	JobTitle	Total		Total								
		EMP	MIN	EMP	W	AA	H	A	NA	PI	2+	
1730	Accounting Technician I	2	2	Male	0	0	0	0	0	0	0	0
				Female	2	0	0	1	1	0	0	
1741	Accounting Technician II	5	4	Male	1	0	1	0	0	0	0	
				Female	4	1	0	3	0	0	0	
1759	Collections Rep II	3	2	Male	0	0	0	0	0	0	0	
				Female	3	1	0	2	0	0	0	
1038	Admin Analyst/Spclst 12 Mo	2	2	Male	0	0	0	0	0	0	0	
				Female	2	0	0	2	0	0	0	
3318	Administrator I	1	1	Male	0	0	0	0	0	0	0	
				Female	1	0	0	0	1	0	0	
3312	Administrator II	1	1	Male	1	0	1	0	0	0	0	
				Female	0	0	0	0	0	0	0	
Grand Total #		14	12	Male #	2	0	2	0	0	0	0	
Grand Total %			85.7	Male %	14.3	0.0	14.3	0.0	0.0	0.0	0.0	
				Female #	12	2	0	8	2	0	0	
				Female%	85.7	14.3	0.0	57.1	14.3	0.0	0.0	

(+) Indicates this job contains employees who are included from another facility.

(-) Indicates this job contains employees included in this plan's Workforce Analysis but who are excluded from the rest of this facility's Affirmative Action plan.

California State University, Los Angeles

Snapshot Date: 11/01/2017

Workforce Analysis

Organizational Unit: Students with Disabilities

Job Code	JobTitle	Total		Total								
		EMP	MIN	EMP	W	AA	H	A	NA	PI	2+	
1032	Admin Support Assistant 12 Mo	1	1	Male	0	0	0	0	0	0	0	0
				Female	1	0	0	1	0	0	0	0
3079	SSP I	1	1	Male	0	0	0	0	0	0	0	0
				Female	1	0	0	1	0	0	0	0
1035	Admin Support Coord 12 Mo	1	1	Male	0	0	0	0	0	0	0	0
				Female	1	0	0	1	0	0	0	0
3082	SSP II	3	3	Male	3	0	1	2	0	0	0	0
				Female	0	0	0	0	0	0	0	0
420	Info Tech Consultant 12 Mo	1	1	Male	1	0	0	1	0	0	0	0
				Female	0	0	0	0	0	0	0	0
3084	SSP III	1	1	Male	0	0	0	0	0	0	0	0
				Female	1	0	0	1	0	0	0	0
3318	Administrator I	1	1	Male	0	0	0	0	0	0	0	0
				Female	1	0	1	0	0	0	0	0
3312	Administrator II	1	1	Male	1	0	0	1	0	0	0	0
				Female	0	0	0	0	0	0	0	0
Grand Total #		10	10	Male #	5	0	1	4	0	0	0	0
Grand Total %			100.0	Male %	50.0	0.0	10.0	40.0	0.0	0.0	0.0	0.0
				Female #	5	0	1	4	0	0	0	0
				Female%	50.0	0.0	10.0	40.0	0.0	0.0	0.0	0.0

(+) Indicates this job contains employees who are included from another facility.

(-) Indicates this job contains employees included in this plan's Workforce Analysis but who are excluded from the rest of this facility's Affirmative Action plan.

California State University, Los Angeles

Snapshot Date: 11/01/2017

Workforce Analysis

Organizational Unit: Technology

Job Code	JobTitle	Total		Total									
		EMP	MIN	EMP	W	AA	H	A	NA	PI	2+		
1035	Admin Support Coord 12 Mo	1	1	Male	0	0	0	0	0	0	0	0	0
				Female	1	0	0	1	0	0	0	0	0
2358 - Technology	Lecturer AY	11	7	Male	10	4	1	4	1	0	0	0	0
				Female	1	0	0	0	1	0	0	0	0
2360 - Technology	Instr Fac AY	7	5	Male	5	1	0	1	3	0	0	0	0
				Female	2	1	0	0	1	0	0	0	0
2481 - Technology	Dept Chair 12 Mo	1	0	Male	1	1	0	0	0	0	0	0	0
				Female	0	0	0	0	0	0	0	0	0
Grand Total #		20	13	Male #	16	6	1	5	4	0	0	0	0
Grand Total %			65.0	Male %	80.0	30.0	5.0	25.0	20.0	0.0	0.0	0.0	0.0
				Female #	4	1	0	1	2	0	0	0	0
				Female%	20.0	5.0	0.0	5.0	10.0	0.0	0.0	0.0	0.0

(+) Indicates this job contains employees who are included from another facility.

(-) Indicates this job contains employees included in this plan's Workforce Analysis but who are excluded from the rest of this facility's Affirmative Action plan.

California State University, Los Angeles

Snapshot Date: 11/01/2017

Workforce Analysis

Organizational Unit: Testing Office

Job Code	JobTitle	Total		Total								
		EMP	MIN	EMP	W	AA	H	A	NA	PI	2+	
1032	Admin Support Assistant 12 Mo	2	2	Male	2	0	0	2	0	0	0	0
				Female	0	0	0	0	0	0	0	
1035	Admin Support Coord 12 Mo	4	2	Male	0	0	0	0	0	0	0	0
				Female	4	2	0	2	0	0	0	0
1038	Admin Analyst/Splclst 12 Mo	2	2	Male	0	0	0	0	0	0	0	0
				Female	2	0	0	2	0	0	0	0
3082	SSP II	8	8	Male	1	0	0	1	0	0	0	0
				Female	7	0	0	5	2	0	0	0
2358 - Testing Office	Lecturer AY	12	8	Male	2	1	0	0	1	0	0	0
				Female	10	3	0	6	1	0	0	0
1036	Admin Analyst/Splclst 10/12	1	1	Male	0	0	0	0	0	0	0	0
				Female	1	0	1	0	0	0	0	0
3084	SSP III	1	1	Male	0	0	0	0	0	0	0	0
				Female	1	0	0	1	0	0	0	0
2360 - Testing Office	Instr Fac AY	6	4	Male	1	0	0	0	1	0	0	0
				Female	5	2	1	1	1	0	0	0
Grand Total #		36	28	Male #	6	1	0	3	2	0	0	0
Grand Total %			77.8	Male %	16.7	2.8	0.0	8.3	5.6	0.0	0.0	0.0
				Female #	30	7	2	17	4	0	0	0
				Female%	83.3	19.4	5.6	47.2	11.1	0.0	0.0	0.0

(+) Indicates this job contains employees who are included from another facility.

(-) Indicates this job contains employees included in this plan's Workforce Analysis but who are excluded from the rest of this facility's Affirmative Action plan.

California State University, Los Angeles

Snapshot Date: 11/01/2017

Workforce Analysis

Organizational Unit: Theatre Arts and Dance

Job Code	JobTitle	Total		Total								
		EMP	MIN	EMP	W	AA	H	A	NA	PI	2+	
2354 - Theatre Arts and Dance	Teaching Associate AY	2	1	Male	0	0	0	0	0	0	0	0
				Female	2	1	0	1	0	0	0	0
2358 - Theatre Arts and Dance	Lecturer AY	16	5	Male	4	4	0	0	0	0	0	0
				Female	12	7	0	4	1	0	0	0
2360 - Theatre Arts and Dance	Instr Fac AY	6	2	Male	4	3	0	1	0	0	0	0
				Female	2	1	0	0	1	0	0	0
2481 - Theatre Arts and Dance	Dept Chair 12 Mo	1	0	Male	0	0	0	0	0	0	0	0
				Female	1	1	0	0	0	0	0	0
Grand Total #		25	8	Male #	8	7	0	1	0	0	0	0
Grand Total %			32.0	Male %	32.0	28.0	0.0	4.0	0.0	0.0	0.0	0.0
				Female #	17	10	0	5	2	0	0	0
				Female%	68.0	40.0	0.0	20.0	8.0	0.0	0.0	0.0

(+) Indicates this job contains employees who are included from another facility.

(-) Indicates this job contains employees included in this plan's Workforce Analysis but who are excluded from the rest of this facility's Affirmative Action plan.

California State University, Los Angeles

Snapshot Date: 11/01/2017

Workforce Analysis

Organizational Unit: Transportation

Job Code	JobTitle	Total		Total								
		EMP	MIN	EMP	W	AA	H	A	NA	PI	2+	
1032	Admin Support Assistant 12 Mo	1	1	Male	0	0	0	0	0	0	0	0
				Female	1	0	1	0	0	0	0	0
Grand Total #		1	1	Male #	0	0	0	0	0	0	0	0
Grand Total %			100.0	Male %	0.0	0.0	0.0	0.0	0.0	0.0	0.0	0.0
				Female #	1	0	1	0	0	0	0	0
				Female%	100.0	0.0	100.0	0.0	0.0	0.0	0.0	0.0

(+) Indicates this job contains employees who are included from another facility.

(-) Indicates this job contains employees included in this plan's Workforce Analysis but who are excluded from the rest of this facility's Affirmative Action plan.

California State University, Los Angeles

Snapshot Date: 11/01/2017

Workforce Analysis

Organizational Unit: TVFM

Job Code	JobTitle	Total		Total								
		EMP	MIN	EMP	W	AA	H	A	NA	PI	2+	
2355	Graduate Assistant	5	2	Male	1	1	0	0	0	0	0	0
				Female	4	2	0	1	1	0	0	
1032	Admin Support Assistant 12 Mo	1	1	Male	0	0	0	0	0	0	0	0
				Female	1	0	0	1	0	0	0	0
2354 - TVFM	Teaching Associate AY	3	3	Male	2	0	0	2	0	0	0	0
				Female	1	0	0	0	0	0	0	1
1617	Instructional Support Tech II	1	1	Male	0	0	0	0	0	0	0	0
				Female	1	0	0	0	0	1	0	0
2358 - TVFM	Lecturer AY	9	4	Male	8	4	0	3	1	0	0	0
				Female	1	1	0	0	0	0	0	0
2360 - TVFM	Instr Fac AY	13	4	Male	6	4	1	1	0	0	0	0
				Female	7	5	1	1	0	0	0	0
850	Broadcast Engineer 12 Mo	1	1	Male	1	0	0	0	0	1	0	0
				Female	0	0	0	0	0	0	0	0
2481 - TVFM	Dept Chair 12 Mo	2	2	Male	2	0	0	2	0	0	0	0
				Female	0	0	0	0	0	0	0	0
Grand Total #		35	18	Male #	20	9	1	8	1	1	0	0
Grand Total %			51.4	Male %	57.1	25.7	2.9	22.9	2.9	2.9	0.0	0.0
				Female #	15	8	1	3	1	1	0	1
				Female%	42.9	22.9	2.9	8.6	2.9	2.9	0.0	2.9

(+) Indicates this job contains employees who are included from another facility.

(-) Indicates this job contains employees included in this plan's Workforce Analysis but who are excluded from the rest of this facility's Affirmative Action plan.

California State University, Los Angeles

Snapshot Date: 11/01/2017

Workforce Analysis

Organizational Unit: Undergraduate Studies

Job Code	JobTitle	Total		Total								
		EMP	MIN	EMP	W	AA	H	A	NA	PI	2+	
1038	Admin Analyst/Spclst 12 Mo	5	3	Male	2	2	0	0	0	0	0	0
				Female	3	0	1	1	1	0	0	
3082	SSP II	2	1	Male	1	0	0	1	0	0	0	0
				Female	1	1	0	0	0	0	0	
2358 - Undergraduate Studies	Lecturer AY	2	2	Male	1	0	0	0	1	0	0	0
				Female	1	0	0	0	1	0	0	
5783	Assoc, Acad & Instit Studies 2	1	0	Male	0	0	0	0	0	0	0	0
				Female	1	1	0	0	0	0	0	
3312	Administrator II	2	1	Male	1	0	0	1	0	0	0	0
				Female	1	1	0	0	0	0	0	
3306	Administrator III	1	1	Male	0	0	0	0	0	0	0	0
				Female	1	0	0	1	0	0	0	
3300	Administrator IV	1	0	Male	0	0	0	0	0	0	0	0
				Female	1	1	0	0	0	0	0	
Grand Total #		14	8	Male #	5	2	0	2	1	0	0	0
Grand Total %			57.1	Male %	35.7	14.3	0.0	14.3	7.1	0.0	0.0	0.0
				Female #	9	4	1	2	2	0	0	0
				Female%	64.3	28.6	7.1	14.3	14.3	0.0	0.0	0.0

(+) Indicates this job contains employees who are included from another facility.

(-) Indicates this job contains employees included in this plan's Workforce Analysis but who are excluded from the rest of this facility's Affirmative Action plan.

California State University, Los Angeles

Snapshot Date: 11/01/2017

Workforce Analysis

Organizational Unit: University Library

Job Code	JobTitle	Total		Total								
		EMP	MIN	EMP	W	AA	H	A	NA	PI	2+	
2355	Graduate Assistant	1	1	Male	0	0	0	0	0	0	0	0
				Female	1	0	0	1	0	0	0	0
8820	Community Service Spec 12 Mo	2	2	Male	2	0	0	1	1	0	0	0
				Female	0	0	0	0	0	0	0	0
2887	Library Services Spec II	5	4	Male	3	1	0	1	1	0	0	0
				Female	2	0	0	1	1	0	0	0
1741	Accounting Technician II	1	1	Male	0	0	0	0	0	0	0	0
				Female	1	0	0	1	0	0	0	0
2888	Library Services Spec III	4	2	Male	1	1	0	0	0	0	0	0
				Female	3	1	0	2	0	0	0	0
2886	Library Services Spec I	1	1	Male	0	0	0	0	0	0	0	0
				Female	1	0	0	1	0	0	0	0
1740	Accounting Technician III	1	1	Male	0	0	0	0	0	0	0	0
				Female	1	0	0	0	1	0	0	0
1038	Admin Analyst/Spclst 12 Mo	1	1	Male	0	0	0	0	0	0	0	0
				Female	1	0	0	0	1	0	0	0
2889	Library Services Spec IV	2	1	Male	1	1	0	0	0	0	0	0
				Female	1	0	0	1	0	0	0	0
2358 - University Library	Lecturer AY	1	1	Male	0	0	0	0	0	0	0	0
				Female	1	0	0	0	1	0	0	0
420	Info Tech Consultant 12 Mo	3	2	Male	2	1	0	1	0	0	0	0
				Female	1	0	0	0	1	0	0	0
2919 - University Library	Librarian 10 Mo	2	1	Male	0	0	0	0	0	0	0	0
				Female	2	1	0	0	1	0	0	0
2920 - University Library	Librarian 12 Mo	7	4	Male	4	3	0	0	1	0	0	0
				Female	3	0	0	2	1	0	0	0

(+) Indicates this job contains employees who are included from another facility.

(-) Indicates this job contains employees included in this plan's Workforce Analysis but who are excluded from the rest of this facility's Affirmative Action plan.

California State University, Los Angeles

Snapshot Date: 11/01/2017

Workforce Analysis

Organizational Unit: University Library

Job Code	JobTitle	Total		Total								
		EMP	MIN	EMP	W	AA	H	A	NA	PI	2+	
3312	Administrator II	1	1	Male	0	0	0	0	0	0	0	0
				Female	1	0	0	0	1	0	0	
3306	Administrator III	1	1	Male	0	0	0	0	0	0	0	0
				Female	1	0	1	0	0	0	0	
3300	Administrator IV	2	2	Male	1	0	0	1	0	0	0	0
				Female	1	0	0	0	1	0	0	
Grand Total #		35	26	Male #	14	7	0	4	3	0	0	0
Grand Total %			74.3	Male %	40.0	20.0	0.0	11.4	8.6	0.0	0.0	0.0
				Female #	21	2	1	9	9	0	0	0
				Female%	60.0	5.7	2.9	25.7	25.7	0.0	0.0	0.0

(+) Indicates this job contains employees who are included from another facility.

(-) Indicates this job contains employees included in this plan's Workforce Analysis but who are excluded from the rest of this facility's Affirmative Action plan.

California State University, Los Angeles

Snapshot Date: 11/01/2017

Workforce Analysis

Organizational Unit: University Outreach

Job Code	JobTitle	Total		Total								
		EMP	MIN	EMP	W	AA	H	A	NA	PI	2+	
1035	Admin Support Coord 12 Mo	1	1	Male	0	0	0	0	0	0	0	0
				Female	1	0	0	0	1	0	0	
3082	SSP II	6	6	Male	4	0	1	3	0	0	0	0
				Female	2	0	1	1	0	0	0	
3318	Administrator I	1	1	Male	0	0	0	0	0	0	0	0
				Female	1	0	1	0	0	0	0	
3312	Administrator II	1	1	Male	0	0	0	0	0	0	0	0
				Female	1	0	0	0	1	0	0	
Grand Total #		9	9	Male #	4	0	1	3	0	0	0	0
Grand Total %			100.0	Male %	44.4	0.0	11.1	33.3	0.0	0.0	0.0	0.0
				Female #	5	0	2	1	2	0	0	0
				Female%	55.6	0.0	22.2	11.1	22.2	0.0	0.0	0.0

(+) Indicates this job contains employees who are included from another facility.

(-) Indicates this job contains employees included in this plan's Workforce Analysis but who are excluded from the rest of this facility's Affirmative Action plan.

California State University, Los Angeles

Snapshot Date: 11/01/2017

Workforce Analysis

Organizational Unit: University Tutorial Center-ULS

Job Code	JobTitle	Total		Total								
		EMP	MIN	EMP	W	AA	H	A	NA	PI	2+	
1035	Admin Support Coord 12 Mo	1	1	Male	0	0	0	0	0	0	0	0
				Female	1	0	0	1	0	0	0	0
3084	SSP III	1	1	Male	1	0	0	0	1	0	0	0
				Female	0	0	0	0	0	0	0	0
Grand Total #		2	2	Male #	1	0	0	0	1	0	0	0
Grand Total %			100.0	Male %	50.0	0.0	0.0	0.0	50.0	0.0	0.0	0.0
				Female #	1	0	0	1	0	0	0	0
				Female%	50.0	0.0	0.0	50.0	0.0	0.0	0.0	0.0

(+) Indicates this job contains employees who are included from another facility.

(-) Indicates this job contains employees included in this plan's Workforce Analysis but who are excluded from the rest of this facility's Affirmative Action plan.

California State University, Los Angeles

Snapshot Date: 11/01/2017

Workforce Analysis

Organizational Unit: University Writing Center-ULS

Job Code	JobTitle	Total		Total								
		EMP	MIN	EMP	W	AA	H	A	NA	PI	2+	
2355	Graduate Assistant	4	4	Male	0	0	0	0	0	0	0	0
				Female	4	0	0	4	0	0	0	0
2354 - University Writing Center-ULS	Teaching Associate AY	2	1	Male	0	0	0	0	0	0	0	0
				Female	2	1	0	1	0	0	0	0
1035	Admin Support Coord 12 Mo	1	1	Male	0	0	0	0	0	0	0	0
				Female	1	0	0	1	0	0	0	0
3082	SSP II	1	0	Male	0	0	0	0	0	0	0	0
				Female	1	1	0	0	0	0	0	0
3084	SSP III	1	1	Male	0	0	0	0	0	0	0	0
				Female	1	0	0	1	0	0	0	0
Grand Total #		9	7	Male #	0	0	0	0	0	0	0	0
Grand Total %			77.8	Male %	0.0	0.0	0.0	0.0	0.0	0.0	0.0	0.0
				Female #	9	2	0	7	0	0	0	0
				Female%	100.0	22.2	0.0	77.8	0.0	0.0	0.0	0.0

(+) Indicates this job contains employees who are included from another facility.

(-) Indicates this job contains employees included in this plan's Workforce Analysis but who are excluded from the rest of this facility's Affirmative Action plan.

California State University, Los Angeles

Snapshot Date: 11/01/2017

Workforce Analysis

Organizational Unit: Upward Bound

Job Code	JobTitle	Total		Total								
		EMP	MIN	EMP	W	AA	H	A	NA	PI	2+	
3312	Administrator II	1	1	Male	0	0	0	0	0	0	0	0
				Female	1	0	0	1	0	0	0	
Grand Total #		1	1	Male #	0	0	0	0	0	0	0	
Grand Total %			100.0	Male %	0.0	0.0	0.0	0.0	0.0	0.0	0.0	
				Female #	1	0	0	1	0	0	0	
				Female%	100.0	0.0	0.0	100.0	0.0	0.0	0.0	

(+) Indicates this job contains employees who are included from another facility.

(-) Indicates this job contains employees included in this plan's Workforce Analysis but who are excluded from the rest of this facility's Affirmative Action plan.

California State University, Los Angeles

Snapshot Date: 11/01/2017

Workforce Analysis

Organizational Unit: VA - SSF-Veterans Affair

Job Code	JobTitle	Total		Total								
		EMP	MIN	EMP	W	AA	H	A	NA	PI	2+	
1032	Admin Support Assistant 12 Mo	1	1	Male	0	0	0	0	0	0	0	0
				Female	1	0	0	1	0	0	0	0
3318	Administrator I	1	1	Male	1	0	0	1	0	0	0	0
				Female	0	0	0	0	0	0	0	0
Grand Total #		2	2	Male #	1	0	0	1	0	0	0	0
Grand Total %			100.0	Male %	50.0	0.0	0.0	50.0	0.0	0.0	0.0	0.0
				Female #	1	0	0	1	0	0	0	0
				Female%	50.0	0.0	0.0	50.0	0.0	0.0	0.0	0.0

(+) Indicates this job contains employees who are included from another facility.

(-) Indicates this job contains employees included in this plan's Workforce Analysis but who are excluded from the rest of this facility's Affirmative Action plan.

California State University, Los Angeles

Snapshot Date: 11/01/2017

Workforce Analysis

Organizational Unit: Vice President Academic Affrs

Job Code	JobTitle	Total		Total								
		EMP	MIN	EMP	W	AA	H	A	NA	PI	2+	
1170	Cnfdntl Office Support 12 Mo	1	1	Male	0	0	0	0	0	0	0	0
				Female	1	0	0	0	1	0	0	0
3300	Administrator IV	1	0	Male	0	0	0	0	0	0	0	0
				Female	1	1	0	0	0	0	0	0
Grand Total #		2	1	Male #	0	0	0	0	0	0	0	0
Grand Total %			50.0	Male %	0.0	0.0	0.0	0.0	0.0	0.0	0.0	0.0
				Female #	2	1	0	0	1	0	0	0
				Female%	100.0	50.0	0.0	0.0	50.0	0.0	0.0	0.0

(+) Indicates this job contains employees who are included from another facility.

(-) Indicates this job contains employees included in this plan's Workforce Analysis but who are excluded from the rest of this facility's Affirmative Action plan.

California State University, Los Angeles

Snapshot Date: 11/01/2017

Workforce Analysis

Organizational Unit: Vice President ITS Office

Job Code	JobTitle	Total		Total									
		EMP	MIN	EMP	W	AA	H	A	NA	PI	2+		
1032	Admin Support Assistant 12 Mo	1	1	Male	1	0	0	0	0	0	0	0	1
				Female	0	0	0	0	0	0	0	0	0
1170	Cnfdntl Office Support 12 Mo	1	1	Male	0	0	0	0	0	0	0	0	0
				Female	1	0	0	1	0	0	0	0	0
3312	Administrator II	1	1	Male	0	0	0	0	0	0	0	0	0
				Female	1	0	0	1	0	0	0	0	0
3306	Administrator III	2	2	Male	1	0	0	0	1	0	0	0	0
				Female	1	0	0	0	1	0	0	0	0
Grand Total #		5	5	Male #	2	0	0	0	1	0	0	1	
Grand Total %			100.0	Male %	40.0	0.0	0.0	0.0	20.0	0.0	0.0	20.0	
				Female #	3	0	0	2	1	0	0	0	
				Female%	60.0	0.0	0.0	40.0	20.0	0.0	0.0	0.0	

(+) Indicates this job contains employees who are included from another facility.

(-) Indicates this job contains employees included in this plan's Workforce Analysis but who are excluded from the rest of this facility's Affirmative Action plan.

California State University, Los Angeles

Snapshot Date: 11/01/2017

Workforce Analysis

Organizational Unit: VP Admin & Finance

Job Code	JobTitle	Total		Total								
		EMP	MIN	EMP	W	AA	H	A	NA	PI	2+	
2358 - Accounting Department	Lecturer AY	1	1	Male	1	0	0	0	1	0	0	0
				Female	0	0	0	0	0	0	0	
1038	Admin Analyst/Splst 12 Mo	1	1	Male	0	0	0	0	0	0	0	0
				Female	1	0	0	0	1	0	0	0
1170	Cnfdntl Office Support 12 Mo	1	1	Male	0	0	0	0	0	0	0	0
				Female	1	0	0	1	0	0	0	0
3312	Administrator II	4	3	Male	1	0	1	0	0	0	0	0
				Female	3	1	0	1	1	0	0	0
3300	Administrator IV	1	0	Male	0	0	0	0	0	0	0	0
				Female	1	1	0	0	0	0	0	0
Grand Total #		8	6	Male #	2	0	1	0	1	0	0	0
Grand Total %			75.0	Male %	25.0	0.0	12.5	0.0	12.5	0.0	0.0	0.0
				Female #	6	2	0	2	2	0	0	0
				Female%	75.0	25.0	0.0	25.0	25.0	0.0	0.0	0.0

(+) Indicates this job contains employees who are included from another facility.

(-) Indicates this job contains employees included in this plan's Workforce Analysis but who are excluded from the rest of this facility's Affirmative Action plan.

California State University, Los Angeles

Snapshot Date: 11/01/2017

Workforce Analysis

Organizational Unit: VP Institutional Advancement

Job Code	JobTitle	Total		Total								
		EMP	MIN	EMP	W	AA	H	A	NA	PI	2+	
1170	Cnfdntl Office Support 12 Mo	1	1	Male	0	0	0	0	0	0	0	0
				Female	1	0	0	0	1	0	0	0
1038	Admin Analyst/Spclst 12 Mo	1	1	Male	0	0	0	0	0	0	0	0
				Female	1	0	0	1	0	0	0	0
3318	Administrator I	1	1	Male	1	0	0	0	1	0	0	0
				Female	0	0	0	0	0	0	0	0
3306	Administrator III	1	1	Male	1	0	0	1	0	0	0	0
				Female	0	0	0	0	0	0	0	0
3300	Administrator IV	1	0	Male	0	0	0	0	0	0	0	0
				Female	1	1	0	0	0	0	0	0
Grand Total #		5	4	Male #	2	0	0	1	1	0	0	0
Grand Total %			80.0	Male %	40.0	0.0	0.0	20.0	20.0	0.0	0.0	0.0
				Female #	3	1	0	1	1	0	0	0
				Female%	60.0	20.0	0.0	20.0	20.0	0.0	0.0	0.0

(+) Indicates this job contains employees who are included from another facility.

(-) Indicates this job contains employees included in this plan's Workforce Analysis but who are excluded from the rest of this facility's Affirmative Action plan.

California State University, Los Angeles

Snapshot Date: 11/01/2017

Workforce Analysis

Organizational Unit: VP Student Affairs

Job Code	JobTitle	Total		Total								
		EMP	MIN	EMP	W	AA	H	A	NA	PI	2+	
1035	Admin Support Coord 12 Mo	1	1	Male	0	0	0	0	0	0	0	0
				Female	1	0	0	1	0	0	0	0
3084	SSP III	1	1	Male	1	0	0	1	0	0	0	0
				Female	0	0	0	0	0	0	0	0
1170	Cnfdntl Office Support 12 Mo	1	1	Male	0	0	0	0	0	0	0	0
				Female	1	0	0	1	0	0	0	0
420	Info Tech Consultant 12 Mo	1	1	Male	1	0	0	0	1	0	0	0
				Female	0	0	0	0	0	0	0	0
3312	Administrator II	1	1	Male	0	0	0	0	0	0	0	0
				Female	1	0	0	0	1	0	0	0
3306	Administrator III	1	0	Male	1	1	0	0	0	0	0	0
				Female	0	0	0	0	0	0	0	0
3300	Administrator IV	1	1	Male	0	0	0	0	0	0	0	0
				Female	1	0	0	0	1	0	0	0
Grand Total #		7	6	Male #	3	1	0	1	1	0	0	0
Grand Total %			85.7	Male %	42.9	14.3	0.0	14.3	14.3	0.0	0.0	0.0
				Female #	4	0	0	2	2	0	0	0
				Female%	57.1	0.0	0.0	28.6	28.6	0.0	0.0	0.0

(+) Indicates this job contains employees who are included from another facility.

(-) Indicates this job contains employees included in this plan's Workforce Analysis but who are excluded from the rest of this facility's Affirmative Action plan.

California State University, Los Angeles

Snapshot Date: 11/01/2017

Workforce Analysis

Organizational Unit: Work Control Department

Job Code	JobTitle	Total		Total								
		EMP	MIN	EMP	W	AA	H	A	NA	PI	2+	
1032	Admin Support Assistant 12 Mo	2	2	Male	1	0	0	1	0	0	0	0
				Female	1	0	0	1	0	0	0	0
1035	Admin Support Coord 12 Mo	1	1	Male	0	0	0	0	0	0	0	0
				Female	1	0	0	1	0	0	0	0
Grand Total #		3	3	Male #	1	0	0	1	0	0	0	0
Grand Total %			100.0	Male %	33.3	0.0	0.0	33.3	0.0	0.0	0.0	0.0
				Female #	2	0	0	2	0	0	0	0
				Female%	66.7	0.0	0.0	66.7	0.0	0.0	0.0	0.0

(+) Indicates this job contains employees who are included from another facility.

(-) Indicates this job contains employees included in this plan's Workforce Analysis but who are excluded from the rest of this facility's Affirmative Action plan.

California State University, Los Angeles

Snapshot Date: 11/01/2017

Workforce Analysis Summary

Organizational Unit	Total				Male								Female					
	EMP	M	F	MIN	W	AA	H	A	NA	PI	2+	W	AA	H	A	NA	PI	2+
AA Continuing Commitments	4	1	3	2	0	0	1	0	0	0	0	2	0	0	1	0	0	0
AA Faculty Affairs	10	4	6	5	2	0	0	2	0	0	0	3	1	1	1	0	0	0
AASE	43	16	27	29	8	2	4	2	0	0	0	6	2	5	14	0	0	0
Academic Advisement Center-ULS	11	4	7	7	3	0	1	0	0	0	0	1	0	2	3	0	0	1
Academic Senate	4	2	2	2	1	0	1	0	0	0	0	1	0	0	1	0	0	0
Academic Technology	12	6	6	11	0	0	4	1	0	0	1	1	1	3	1	0	0	0
Accounting Department	27	14	13	13	8	1	0	5	0	0	0	6	1	1	5	0	0	0
Administrative Technology	10	6	4	6	3	0	0	3	0	0	0	1	0	1	2	0	0	0
Admissions	27	6	21	21	1	0	2	3	0	0	0	5	1	13	1	0	0	1
Alumni Affairs	2	0	2	2	0	0	0	0	0	0	0	0	0	1	1	0	0	0
Animal Care	3	1	2	3	0	0	1	0	0	0	0	0	0	2	0	0	0	0
Annual Fund	2	1	1	0	1	0	0	0	0	0	0	1	0	0	0	0	0	0
Anthropology	30	6	24	17	2	0	3	0	0	0	1	11	0	10	2	0	0	1
Art	41	20	21	15	14	1	3	1	0	1	0	12	1	4	4	0	0	0
Arts & Letters--Dean	22	8	14	13	5	1	1	1	0	0	0	4	1	7	1	0	0	1
Asian American Studies	2	2	0	2	0	0	0	2	0	0	0	0	0	0	0	0	0	0
Associate VP Academic Affairs	3	1	2	3	0	0	1	0	0	0	0	0	0	2	0	0	0	0
Athletics Department	33	24	9	16	11	6	6	0	0	0	1	6	2	0	0	1	0	0
Automotive	1	1	0	1	0	1	0	0	0	0	0	0	0	0	0	0	0	0
AVP Enrollment Mgt Office	3	1	2	1	1	0	0	0	0	0	0	1	0	1	0	0	0	0
AVP Facilities and Planning	3	2	1	1	2	0	0	0	0	0	0	0	0	0	1	0	0	0

California State University, Los Angeles

Snapshot Date: 11/01/2017

Workforce Analysis Summary

Organizational Unit	Total				Male							Female						
	EMP	M	F	MIN	W	AA	H	A	NA	PI	2+	W	AA	H	A	NA	PI	2+
AVP Financial Services	2	0	2	2	0	0	0	0	0	0	0	0	0	1	1	0	0	0
AVP Student Service Office	6	1	5	4	0	0	0	1	0	0	0	2	0	3	0	0	0	0
Baseline	3	2	1	2	0	0	2	0	0	0	0	1	0	0	0	0	0	0
Biology and Microbiology	66	30	36	43	11	2	12	5	0	0	0	12	1	12	11	0	0	0
Budget Office	5	2	3	5	0	0	0	2	0	0	0	0	0	0	3	0	0	0
Building Services	8	8	0	7	1	0	5	2	0	0	0	0	0	0	0	0	0	0
Business and Economics--Dean	35	15	20	29	2	2	2	7	0	0	2	4	1	10	5	0	0	0
Business Financial Services	24	3	21	21	0	0	1	2	0	0	0	3	2	4	12	0	0	0
Cal State Teach	37	10	27	21	5	5	0	0	0	0	0	11	4	8	3	0	0	1
Career Center	9	2	7	5	1	1	0	0	0	0	0	3	1	3	0	0	0	0
Carpenter Shop	7	7	0	5	2	0	5	0	0	0	0	0	0	0	0	0	0	0
CC - SSF-Career Services	2	1	1	1	1	0	0	0	0	0	0	0	0	1	0	0	0	0
Center for ESPG	23	6	17	18	1	1	3	1	0	0	0	4	0	9	3	0	0	1
Central Store	2	2	0	2	0	0	2	0	0	0	0	0	0	0	0	0	0	0
CETL	32	6	26	21	0	0	6	0	0	0	0	11	0	10	5	0	0	0
Charter College of Ed - Dean	24	3	21	19	0	0	1	2	0	0	0	5	1	10	5	0	0	0
Chemistry & Biochemistry	57	36	21	37	15	2	10	9	0	0	0	5	1	8	6	0	0	1
Chicano Studies	14	7	7	13	0	0	7	0	0	0	0	1	0	6	0	0	0	0
Child & Family Studies	41	4	37	31	0	1	3	0	0	0	0	10	0	20	4	1	0	2
Civil Engineering	23	19	4	16	6	1	0	12	0	0	0	1	0	1	2	0	0	0
Communication Disorders	32	11	21	8	8	1	1	1	0	0	0	16	0	5	0	0	0	0

California State University, Los Angeles

Snapshot Date: 11/01/2017

Workforce Analysis Summary

Organizational Unit	Total				Male								Female							
	EMP	M	F	MIN	W	AA	H	A	NA	PI	2+	W	AA	H	A	NA	PI	2+		
Communication Studies	46	19	27	28	11	0	3	4	1	0	0	7	3	11	5	0	0	1		
Computer Science	22	18	4	15	6	0	1	11	0	0	0	1	0	0	3	0	0	0		
Copy Print Program	2	2	0	1	1	0	0	1	0	0	0	0	0	0	0	0	0	0		
Criminal Justice	22	10	12	11	5	1	3	1	0	0	0	6	0	4	1	0	0	1		
Curriculum & Instruction	34	14	20	22	4	3	3	4	0	0	0	8	1	7	3	1	0	0		
Custodial Dept	63	30	33	61	2	11	15	2	0	0	0	0	2	30	0	1	0	0		
Development Office	5	2	3	4	0	1	1	0	0	0	0	1	0	2	0	0	0	0		
Distribution Center	5	5	0	3	2	0	3	0	0	0	0	0	0	0	0	0	0	0		
DNP-Nursing Restricted	1	0	1	0	0	0	0	0	0	0	0	1	0	0	0	0	0	0		
Early Entrance Program	3	1	2	1	1	0	0	0	0	0	0	1	0	1	0	0	0	0		
Economics & Statistics	25	20	5	15	8	2	1	9	0	0	0	2	0	1	2	0	0	0		
ECST Student Services	6	2	4	6	0	1	1	0	0	0	0	0	0	3	1	0	0	0		
EdD in Educational Leadership	13	4	9	10	1	0	3	0	0	0	0	2	1	2	4	0	0	0		
Electrical & Computer Engr	28	19	9	15	9	0	1	8	0	0	1	4	0	0	5	0	0	0		
Electrical Shop	6	6	0	6	0	0	6	0	0	0	0	0	0	0	0	0	0	0		
English	40	19	21	17	10	0	4	4	0	0	1	13	1	4	2	0	0	1		
Engr Comp Sci & Tech--Dean	26	17	9	17	6	1	5	4	0	0	1	3	1	3	2	0	0	0		
Enterprise Applications	13	10	3	8	3	0	0	7	0	0	0	2	0	0	1	0	0	0		
Environmental Health & Safety	6	5	1	4	2	3	0	0	0	0	0	0	0	1	0	0	0	0		
EOP	16	6	10	16	0	2	2	1	0	0	1	0	4	6	0	0	0	0		
EOP - SSF-Summer Bridge	3	0	3	2	0	0	0	0	0	0	0	1	1	1	0	0	0	0		

California State University, Los Angeles

Snapshot Date: 11/01/2017

Workforce Analysis Summary

Organizational Unit	Total				Male							Female						
	EMP	M	F	MIN	W	AA	H	A	NA	PI	2+	W	AA	H	A	NA	PI	2+
Equity and Diversity	2	0	2	2	0	0	0	0	0	0	0	0	0	2	0	0	0	0
Extended Education	231	119	112	138	44	6	32	35	1	0	1	49	4	25	32	1	0	1
Fac Svcs SI-Facilities	3	3	0	1	2	0	1	0	0	0	0	0	0	0	0	0	0	0
Facilities Operations Office	7	6	1	5	2	1	2	1	0	0	0	0	0	1	0	0	0	0
Finance and Law	20	15	5	11	7	0	0	8	0	0	0	2	0	0	3	0	0	0
Fire Life Safety	1	1	0	0	1	0	0	0	0	0	0	0	0	0	0	0	0	0
Geological Sciences	25	10	15	14	7	0	2	1	0	0	0	4	0	6	5	0	0	0
Grad Bus Prof Fee	13	0	13	10	0	0	0	0	0	0	0	3	0	2	7	0	0	1
Graduate Studies Office	7	2	5	7	0	0	1	0	0	0	1	0	1	4	0	0	0	0
Grounds Dept	20	19	1	18	2	1	15	1	0	0	0	0	0	1	0	0	0	0
HC - SSF-Hlth Ed & Wellness	7	1	6	4	1	0	0	0	0	0	0	2	0	4	0	0	0	0
Health & Human Services--Dean	38	11	27	29	3	2	4	2	0	0	0	6	3	13	3	1	0	1
Health Center	34	8	26	27	1	2	1	4	0	0	0	6	1	9	9	0	0	1
HHS Advisement & Outreach Ctr	5	2	3	3	2	0	0	0	0	0	0	0	2	1	0	0	0	0
History	28	16	12	13	9	1	6	0	0	0	0	6	1	3	2	0	0	0
Honors College	4	1	3	3	1	0	0	0	0	0	0	0	0	2	1	0	0	0
Housing Services	21	12	9	18	2	2	7	0	0	0	1	1	3	4	1	0	0	0
Human Resource Management	14	2	12	14	0	0	2	0	0	0	0	0	2	9	1	0	0	0
Hydrogen Fueling Operation	1	1	0	0	1	0	0	0	0	0	0	0	0	0	0	0	0	0
Information Systems	23	13	10	16	4	2	2	5	0	0	0	3	0	1	6	0	0	0
Information Technology Svcs	4	3	1	4	0	0	1	2	0	0	0	0	0	0	1	0	0	0

California State University, Los Angeles

Snapshot Date: 11/01/2017

Workforce Analysis Summary

Organizational Unit	Total				Male								Female							
	EMP	M	F	MIN	W	AA	H	A	NA	PI	2+	W	AA	H	A	NA	PI	2+		
Institutional Research	5	3	2	2	1	0	0	2	0	0	0	2	0	0	0	0	0	0		
IT Infrastructure Services	27	21	6	22	5	0	2	13	0	0	1	0	1	0	5	0	0	0		
ITS Financial & Support Svcs	21	11	10	17	4	0	3	4	0	0	0	0	1	3	6	0	0	0		
Kinesiology & Nutritnl Science	89	44	45	53	16	2	15	8	1	0	2	20	3	9	10	1	0	2		
Latin American Studies	6	1	5	4	1	0	0	0	0	0	0	1	0	4	0	0	0	0		
Liberal Studies	17	5	12	9	4	0	1	0	0	0	0	4	0	4	3	1	0	0		
Luckman	4	2	2	2	1	0	1	0	0	0	0	1	1	0	0	0	0	0		
Management	42	26	16	23	13	2	2	9	0	0	0	6	2	2	5	1	0	0		
Marketing	10	6	4	9	0	2	0	4	0	0	0	1	0	1	2	0	0	0		
Mathematics	57	34	23	34	13	1	8	12	0	0	0	10	0	4	9	0	0	0		
Mechanical Engineer	31	26	5	12	16	0	2	8	0	0	0	3	0	1	1	0	0	0		
Modern Languages & Literatre	27	7	20	21	1	0	2	4	0	0	0	5	0	6	8	0	0	1		
Music	48	30	18	23	13	3	11	2	1	0	0	12	1	3	2	0	0	0		
Natural & Social Sciences-Dean	48	23	25	28	11	1	7	4	0	0	0	9	2	10	3	0	0	1		
Nursing	45	8	37	28	2	0	1	5	0	0	0	15	6	9	6	0	0	1		
Office of the President	11	4	7	10	1	0	2	1	0	0	0	0	0	5	2	0	0	0		
Office. Resrch., Adv., & Dev.	4	2	2	2	1	0	0	1	0	0	0	1	0	1	0	0	0	0		
One Card	2	0	2	2	0	0	0	0	0	0	0	0	0	0	2	0	0	0		
Orientation	4	1	3	4	0	0	0	1	0	0	0	0	0	3	0	0	0	0		
OSD - SSF-Svcs & Accommodation	2	1	1	2	0	0	1	0	0	0	0	0	0	1	0	0	0	0		
PaGE - LA Downtown office	21	9	12	10	6	0	1	2	0	0	0	5	0	2	4	1	0	0		

California State University, Los Angeles

Snapshot Date: 11/01/2017

Workforce Analysis Summary

Organizational Unit	Total				Male							Female						
	EMP	M	F	MIN	W	AA	H	A	NA	PI	2+	W	AA	H	A	NA	PI	2+
PaGE Enrollment Services	3	2	1	3	0	0	1	1	0	0	0	0	0	1	0	0	0	0
PaGE Fiscal Operations	1	1	0	1	0	0	1	0	0	0	0	0	0	0	0	0	0	0
PaGE International Office	6	0	6	5	0	0	0	0	0	0	0	1	0	2	3	0	0	0
PaGE Mktg and Communication	2	1	1	2	0	0	1	0	0	0	0	0	0	0	1	0	0	0
PaGE Program Area	7	3	4	5	2	0	1	0	0	0	0	0	1	1	2	0	0	0
Paint Shop	4	4	0	3	1	2	1	0	0	0	0	0	0	0	0	0	0	0
Pan African Studies	17	7	10	17	0	7	0	0	0	0	0	0	9	1	0	0	0	0
Parking	20	7	13	20	0	2	5	0	0	0	0	0	1	11	1	0	0	0
Pat Brown Institute	3	1	2	2	1	0	0	0	0	0	0	0	0	1	1	0	0	0
Payroll	6	0	6	5	0	0	0	0	0	0	0	1	0	2	3	0	0	0
Philosophy	20	16	4	8	10	0	2	3	0	0	1	2	0	1	1	0	0	0
Physics and Astronomy	47	35	12	25	17	1	11	5	0	0	1	5	0	3	2	0	0	2
Planning & Construction	1	0	1	0	0	0	0	0	0	0	0	1	0	0	0	0	0	0
Plumbing Shop	5	5	0	5	0	1	4	0	0	0	0	0	0	0	0	0	0	0
Police	34	24	10	29	5	5	11	2	0	0	1	0	0	10	0	0	0	0
Political Science	22	13	9	13	8	0	1	4	0	0	0	1	1	4	3	0	0	0
Printing Center	8	8	0	7	1	0	5	2	0	0	0	0	0	0	0	0	0	0
Property Management	2	0	2	1	0	0	0	0	0	0	0	1	0	0	1	0	0	0
Psychology	44	16	28	21	9	3	1	3	0	0	0	14	2	5	7	0	0	0
Public Affairs	12	6	6	10	0	1	4	1	0	0	0	2	1	0	3	0	0	0
Public Health	26	6	20	17	4	2	0	0	0	0	0	5	4	6	5	0	0	0

California State University, Los Angeles

Snapshot Date: 11/01/2017

Workforce Analysis Summary

Organizational Unit	Total				Male							Female						
	EMP	M	F	MIN	W	AA	H	A	NA	PI	2+	W	AA	H	A	NA	PI	2+
Purchasing	9	4	5	7	2	0	2	0	0	0	0	0	2	3	0	0	0	0
Registrars Office	30	11	19	23	3	1	6	1	0	0	0	4	1	7	7	0	0	0
Resource Planning and Mgmt	8	2	6	4	1	0	0	1	0	0	0	3	1	1	1	0	0	0
SA - SSF-Student Development	2	1	1	2	0	1	0	0	0	0	0	0	0	1	0	0	0	0
School Development Office	8	1	7	5	1	0	0	0	0	0	0	2	2	3	0	0	0	0
Social Work	54	12	42	41	3	3	3	3	0	0	0	10	10	12	10	0	0	0
Sociology	38	19	19	16	13	0	4	2	0	0	0	9	0	4	5	0	0	1
Special Education & Counseling	86	21	65	48	10	1	9	1	0	0	0	28	4	19	14	0	0	0
Special Project	3	2	1	2	1	0	0	0	0	0	1	0	0	0	1	0	0	0
Special Projects	1	1	0	1	0	0	1	0	0	0	0	0	0	0	0	0	0	0
Stds Lrning in Communities	7	2	5	1	1	0	1	0	0	0	0	5	0	0	0	0	0	0
Student Financial Aid	21	5	16	20	0	0	4	1	0	0	0	1	0	10	5	0	0	0
Student Financial Services	14	2	12	12	0	2	0	0	0	0	0	2	0	8	2	0	0	0
Students with Disabilities	10	5	5	10	0	1	4	0	0	0	0	0	1	4	0	0	0	0
Technology	20	16	4	13	6	1	5	4	0	0	0	1	0	1	2	0	0	0
Testing Office	36	6	30	28	1	0	3	2	0	0	0	7	2	17	4	0	0	0
Theatre Arts and Dance	25	8	17	8	7	0	1	0	0	0	0	10	0	5	2	0	0	0
Transportation	1	0	1	1	0	0	0	0	0	0	0	0	1	0	0	0	0	0
TVFM	35	20	15	18	9	1	8	1	1	0	0	8	1	3	1	1	0	1
Undergraduate Studies	14	5	9	8	2	0	2	1	0	0	0	4	1	2	2	0	0	0
University Library	35	14	21	26	7	0	4	3	0	0	0	2	1	9	9	0	0	0

California State University, Los Angeles

Snapshot Date: 11/01/2017

Workforce Analysis Summary

Organizational Unit	Total				Male							Female						
	EMP	M	F	MIN	W	AA	H	A	NA	PI	2+	W	AA	H	A	NA	PI	2+
University Outreach	9	4	5	9	0	1	3	0	0	0	0	0	2	1	2	0	0	0
University Tutorial Center-ULS	2	1	1	2	0	0	0	1	0	0	0	0	0	1	0	0	0	0
University Writing Center-ULS	9	0	9	7	0	0	0	0	0	0	0	2	0	7	0	0	0	0
Upward Bound	1	0	1	1	0	0	0	0	0	0	0	0	0	1	0	0	0	0
VA - SSF-Veterans Affair	2	1	1	2	0	0	1	0	0	0	0	0	0	1	0	0	0	0
Vice President Academic Affrs	2	0	2	1	0	0	0	0	0	0	0	1	0	0	1	0	0	0
Vice President ITS Office	5	2	3	5	0	0	0	1	0	0	1	0	0	2	1	0	0	0
VP Admin & Finance	8	2	6	6	0	1	0	1	0	0	0	2	0	2	2	0	0	0
VP Institutional Advancement	5	2	3	4	0	0	1	1	0	0	0	1	0	1	1	0	0	0
VP Student Affairs	7	3	4	6	1	0	1	1	0	0	0	0	0	2	2	0	0	0
Work Control Department	3	1	2	3	0	0	1	0	0	0	0	0	0	2	0	0	0	0
Total (#)	2,959	1,347	1,612	1,935	510	118	388	305	5	1	20	514	117	572	373	11	0	25
Total (%)		45.5	54.5	65.4	17.2	4.0	13.1	10.3	0.2	0.0	0.7	17.4	4.0	19.3	12.6	0.4	0.0	0.8

California State University, Los Angeles

Snapshot Date: 11/01/2017

Job Group Analysis

Job Group: 1 - Business and Financial Operations Occupations

			Total				
EEO Cat	Job Code	Job Title	EMP	MALE	FEMALE	WHITE	MIN
2	1762	Accountant I	4	1	3	0	4
2	4555	Accountant II	4	0	4	1	3
2	1730	Accounting Technician I	7	1	6	0	7
2	1741	Accounting Technician II	14	1	13	2	12
2	1740	Accounting Technician III	11	1	10	0	11
2	5287	Budget Analyst	1	0	1	0	1
2	1759	Collections Rep II	3	0	3	1	2
2	5284	Sr Budget Analyst	4	1	3	0	4
Total (#)			48	5	43	4	44
Total (%)				10.4	89.6	8.3	91.7

(+) indicates this job title contains employees who are included from another facility.

California State University, Los Angeles

Snapshot Date: 11/01/2017

Job Group Analysis

Job Group: 10 - Student and Academic Affairs and Other Education Services Occupations

			Total				
EEO Cat	Job Code	Job Title	EMP	MALE	FEMALE	WHITE	MIN
8	2866	Accompanist II	1	0	1	0	1
8	5783	Assoc, Acad & Instit Studies 2	1	0	1	1	0
8	5787	Assoc, Acad & Instit Studies 3	1	1	0	0	1
8	1513	Athletic Equipment Attendant 2	1	0	1	1	0
8	1514	Athletic Equipment Attendant I	1	1	0	0	1
8	2630	Credential Analyst II	2	0	2	0	2
8	7000	Equip Maintenance Assistant	3	3	0	1	2
8	7002	Equip Tech I, Electro-Mechnl	1	1	0	0	1
8	7012	Equip Tech II, Electro-Mechnl	2	2	0	1	1
8	7013	Equip Tech II, Electronic	3	3	0	1	2
8	7023	Equip Tech III, Electronic	4	3	1	2	2
8	7021	Equip Tech III, Mechanical	1	1	0	1	0
8	7024	Equip Tech III, Splized Equip	1	1	0	0	1
8	2632	Evaluator I	15	3	12	2	13
8	2633	Evaluator II	7	2	5	1	6
8	2634	Evaluator Trainee	1	0	1	0	1
8	5182	Extended Ed Specialist II	4	0	4	1	3
8	8145	Health Education Assistant	2	0	2	1	1
8	1577	Instructional Support Asst I	2	1	1	0	2
8	1615	Instructional Support Tech I	2	2	0	2	0
8	1617	Instructional Support Tech II	7	5	2	0	7
8	1619	Instructional Support Tech III	7	2	5	2	5
8	2886	Library Services Spec I	1	0	1	0	1
8	2887	Library Services Spec II	5	3	2	1	4
8	2888	Library Services Spec III	4	1	3	2	2

(+) indicates this job title contains employees who are included from another facility.

California State University, Los Angeles

Snapshot Date: 11/01/2017

Job Group Analysis

Job Group: 10 - Student and Academic Affairs and Other Education Services Occupations

			Total				
EEO Cat	Job Code	Job Title	EMP	MALE	FEMALE	WHITE	MIN
8	2889	Library Services Spec IV	2	1	1	1	1
8	3070	SSP Academic Related I 12 Mo	7	1	6	3	4
8	3071	SSP Academic Related I AY	2	0	2	1	1
8	3079	SSP I	9	2	7	0	9
8	3082	SSP II	75	23	52	8	67
8	3084	SSP III	33	10	23	5	28
8	2635	Stdnt Pers Tech,Financial Aids	2	0	2	0	2
Total (#)			209	72	137	38	171
Total (%)				34.4	65.6	18.2	81.8

(+) indicates this job title contains employees who are included from another facility.

California State University, Los Angeles

Snapshot Date: 11/01/2017

Job Group Analysis

Job Group: 11 - Production, Transportation, and Material Moving Occupations

EEO

Total				
-------	--	--	--	--

Cat	Job Code	Job Title	EMP	MALE	FEMALE	WHITE	MIN
14	6363	Light Auto Equipment Operator	3	3	0	1	2
Total (#)			3	3	0	1	2
Total (%)				100.0	0.0	33.3	66.7

(+) indicates this job title contains employees who are included from another facility.

California State University, Los Angeles

Snapshot Date: 11/01/2017

Job Group Analysis

Job Group: 12 - Postsecondary Teachers

			Total				
EEO Cat	Job Code	Job Title	EMP	MALE	FEMALE	WHITE	MIN
5	8180 - Athletics Department	Athletic Trainer I 12 Mo	1	1	0	0	1
5	2376 - Athletics Department	Coach 12 Mo	1	1	0	1	0
5	2384 - Athletics Department	Coaching Assistant AY	8	7	1	5	3
5	2379 - Athletics Department	Coaching Specialist 12 Mo	3	2	1	0	3
5	2381 - Athletics Department	Coaching Specialist AY	2	2	0	0	2
5	2481 - Academic Senate	Dept Chair 12 Mo	1	0	1	1	0
5	2481 - Accounting Department	Dept Chair 12 Mo	1	0	1	1	0
5	2481 - Anthropology	Dept Chair 12 Mo	1	1	0	0	1
5	2481 - Art	Dept Chair 12 Mo	1	0	1	1	0
5	2481 - Arts & Letters--Dean	Dept Chair 12 Mo	1	0	1	1	0
5	2481 - Athletics Department	Dept Chair 12 Mo	1	0	1	1	0
5	2481 - Communication Disorders	Dept Chair 12 Mo	1	0	1	1	0
5	2481 - Communication Studies	Dept Chair 12 Mo	1	1	0	1	0
5	2481 - Computer Science	Dept Chair 12 Mo	1	1	0	0	1
5	2481 - Criminal Justice	Dept Chair 12 Mo	1	0	1	1	0
5	2481 - Curriculum & Instruction	Dept Chair 12 Mo	1	1	0	0	1
5	2481 - Economics & Statistics	Dept Chair 12 Mo	1	1	0	0	1
5	2481 - EdD in Educational Leadership	Dept Chair 12 Mo	1	0	1	1	0
5	2481 - Electrical & Computer Engr	Dept Chair 12 Mo	1	1	0	1	0
5	2481 - English	Dept Chair 12 Mo	1	1	0	1	0
5	2481 - Extended Education	Dept Chair 12 Mo	3	1	2	2	1
5	2481 - Finance and Law	Dept Chair 12 Mo	1	1	0	1	0
5	2481 - Geological Sciences	Dept Chair 12 Mo	1	0	1	0	1
5	2481 - History	Dept Chair 12 Mo	1	1	0	1	0
5	2481 - Information Systems	Dept Chair 12 Mo	1	1	0	1	0

(+) indicates this job title contains employees who are included from another facility.

California State University, Los Angeles

Snapshot Date: 11/01/2017

Job Group Analysis

Job Group: 12 - Postsecondary Teachers

			Total				
EEO Cat	Job Code	Job Title	EMP	MALE	FEMALE	WHITE	MIN
5	2481 - Latin American Studies	Dept Chair 12 Mo	1	0	1	1	0
5	2481 - Liberal Studies	Dept Chair 12 Mo	1	1	0	1	0
5	2481 - Management	Dept Chair 12 Mo	1	1	0	0	1
5	2481 - Mathematics	Dept Chair 12 Mo	1	1	0	1	0
5	2481 - Modern Languages & Literatre	Dept Chair 12 Mo	1	0	1	0	1
5	2481 - Music	Dept Chair 12 Mo	1	0	1	1	0
5	2481 - Nursing	Dept Chair 12 Mo	1	0	1	0	1
5	2481 - PaGE - LA Downtown office	Dept Chair 12 Mo	1	0	1	0	1
5	2481 - Pan African Studies	Dept Chair 12 Mo	1	0	1	0	1
5	2481 - Physics and Astronomy	Dept Chair 12 Mo	1	1	0	1	0
5	2481 - Political Science	Dept Chair 12 Mo	1	1	0	1	0
5	2481 - Psychology	Dept Chair 12 Mo	1	1	0	0	1
5	2481 - Public Health	Dept Chair 12 Mo	1	1	0	1	0
5	2481 - Social Work	Dept Chair 12 Mo	1	0	1	0	1
5	2481 - Sociology	Dept Chair 12 Mo	1	0	1	1	0
5	2481 - Special Education & Counseling	Dept Chair 12 Mo	1	0	1	1	0
5	2481 - Technology	Dept Chair 12 Mo	1	1	0	1	0
5	2481 - Theatre Arts and Dance	Dept Chair 12 Mo	1	0	1	1	0
5	2481 - TVFM	Dept Chair 12 Mo	2	2	0	0	2
5	1350 - Extended Education	ELP Instructor	3	1	2	1	2
5	2373 - Athletics Department	Head Coach 12 Mo	7	4	3	5	2
5	8185 - Extended Education	If Summer Session Extension	1	0	1	1	0
5	2361 - Art	Instr Fac 12 Mo	1	0	1	0	1
5	2360 - AA Continuing Commitments	Instr Fac AY	3	1	2	1	2
5	2360 - AA Faculty Affairs	Instr Fac AY	8	3	5	3	5

(+) indicates this job title contains employees who are included from another facility.

California State University, Los Angeles

Snapshot Date: 11/01/2017

Job Group Analysis

Job Group: 12 - Postsecondary Teachers

			Total				
EEO Cat	Job Code	Job Title	EMP	MALE	FEMALE	WHITE	MIN
5	2360 - AASE	Instr Fac AY	11	5	6	5	6
5	2360 - Academic Senate	Instr Fac AY	1	1	0	1	0
5	2360 - Accounting Department	Instr Fac AY	11	5	6	4	7
5	2360 - Anthropology	Instr Fac AY	5	1	4	4	1
5	2360 - Art	Instr Fac AY	13	10	3	9	4
5	2360 - Asian American Studies	Instr Fac AY	1	1	0	0	1
5	2360 - Biology and Microbiology	Instr Fac AY	12	5	7	7	5
5	2360 - Center for ESPG	Instr Fac AY	4	0	4	2	2
5	2360 - CETL	Instr Fac AY	6	0	6	1	5
5	2360 - Chemistry & Biochemistry	Instr Fac AY	10	6	4	2	8
5	2360 - Chicano Studies	Instr Fac AY	4	1	3	0	4
5	2360 - Child & Family Studies	Instr Fac AY	7	0	7	4	3
5	2360 - Civil Engineering	Instr Fac AY	6	4	2	3	3
5	2360 - Communication Disorders	Instr Fac AY	5	3	2	5	0
5	2360 - Communication Studies	Instr Fac AY	11	6	5	5	6
5	2360 - Computer Science	Instr Fac AY	8	7	1	3	5
5	2360 - Criminal Justice	Instr Fac AY	6	3	3	4	2
5	2360 - Curriculum & Instruction	Instr Fac AY	15	7	8	7	8
5	2360 - Economics & Statistics	Instr Fac AY	11	8	3	3	8
5	2360 - EdD in Educational Leadership	Instr Fac AY	5	2	3	2	3
5	2360 - Electrical & Computer Engr	Instr Fac AY	8	5	3	5	3
5	2360 - English	Instr Fac AY	13	5	8	7	6
5	2360 - Engr Comp Sci & Tech--Dean	Instr Fac AY	3	2	1	1	2
5	2360 - Extended Education	Instr Fac AY	27	20	7	13	14
5	2360 - Finance and Law	Instr Fac AY	7	4	3	1	6

(+) indicates this job title contains employees who are included from another facility.

California State University, Los Angeles

Snapshot Date: 11/01/2017

Job Group Analysis

Job Group: 12 - Postsecondary Teachers

			Total				
EEO Cat	Job Code	Job Title	EMP	MALE	FEMALE	WHITE	MIN
5	2360 - Geological Sciences	Instr Fac AY	6	4	2	3	3
5	2360 - Grad Bus Prof Fee	Instr Fac AY	6	0	6	1	5
5	2360 - Health & Human Services--Dean	Instr Fac AY	7	0	7	4	3
5	2360 - History	Instr Fac AY	9	4	5	5	4
5	2360 - Information Systems	Instr Fac AY	11	7	4	2	9
5	2360 - Kinesiology & Nutritnl Science	Instr Fac AY	11	6	5	5	6
5	2360 - Liberal Studies	Instr Fac AY	3	1	2	1	2
5	2360 - Management	Instr Fac AY	11	5	6	7	4
5	2360 - Marketing	Instr Fac AY	6	3	3	1	5
5	2360 - Mathematics	Instr Fac AY	10	6	4	6	4
5	2360 - Mechanical Engineer	Instr Fac AY	11	10	1	6	5
5	2360 - Modern Languages & Literatre	Instr Fac AY	10	4	6	2	8
5	2360 - Music	Instr Fac AY	9	6	3	7	2
5	2360 - Natural & Social Sciences-Dean	Instr Fac AY	14	10	4	8	6
5	2360 - Nursing	Instr Fac AY	7	1	6	2	5
5	2360 - PaGE - LA Downtown office	Instr Fac AY	10	6	4	4	6
5	2360 - PaGE Program Area	Instr Fac AY	2	1	1	1	1
5	2360 - Pan African Studies	Instr Fac AY	3	2	1	0	3
5	2360 - Philosophy	Instr Fac AY	6	5	1	3	3
5	2360 - Physics and Astronomy	Instr Fac AY	7	6	1	4	3
5	2360 - Political Science	Instr Fac AY	9	6	3	3	6
5	2360 - Psychology	Instr Fac AY	12	7	5	7	5
5	2360 - Public Health	Instr Fac AY	7	0	7	2	5
5	2360 - Social Work	Instr Fac AY	9	1	8	1	8
5	2360 - Sociology	Instr Fac AY	14	7	7	6	8

(+) indicates this job title contains employees who are included from another facility.

California State University, Los Angeles

Snapshot Date: 11/01/2017

Job Group Analysis

Job Group: 12 - Postsecondary Teachers

			Total				
EEO Cat	Job Code	Job Title	EMP	MALE	FEMALE	WHITE	MIN
5	2360 - Special Education & Counseling	Instr Fac AY	21	6	15	13	8
5	2360 - Stds Lrning in Communities	Instr Fac AY	1	0	1	1	0
5	2360 - Technology	Instr Fac AY	7	5	2	2	5
5	2360 - Testing Office	Instr Fac AY	6	1	5	2	4
5	2360 - Theatre Arts and Dance	Instr Fac AY	6	4	2	4	2
5	2360 - TVFM	Instr Fac AY	13	6	7	9	4
5	2359 - Business and Economics--Dean	Lecturer 12 Mo	1	1	0	0	1
5	2359 - Cal State Teach	Lecturer 12 Mo	1	1	0	1	0
5	2358 - AA Continuing Commitments	Lecturer AY	1	0	1	1	0
5	2358 - AASE	Lecturer AY	30	11	19	9	21
5	2358 - Academic Advisement Center-ULS	Lecturer AY	2	2	0	1	1
5	2358 - Accounting Department	Lecturer AY	13	10	3	8	5
5	2358 - Anthropology	Lecturer AY	8	2	6	6	2
5	2358 - Art	Lecturer AY	16	6	10	13	3
5	2358 - Arts & Letters--Dean	Lecturer AY	2	0	2	1	1
5	2358 - Asian American Studies	Lecturer AY	1	1	0	0	1
5	2358 - Athletics Department	Lecturer AY	1	0	1	1	0
5	2358 - Biology and Microbiology	Lecturer AY	28	16	12	11	17
5	2358 - Business and Economics--Dean	Lecturer AY	15	7	8	4	11
5	2358 - Center for ESPG	Lecturer AY	5	2	3	0	5
5	2358 - CETL	Lecturer AY	20	4	16	9	11
5	2358 - Charter College of Ed - Dean	Lecturer AY	3	0	3	1	2
5	2358 - Chemistry & Biochemistry	Lecturer AY	21	13	8	10	11
5	2358 - Chicano Studies	Lecturer AY	9	6	3	1	8
5	2358 - Child & Family Studies	Lecturer AY	24	3	21	5	19

(+) indicates this job title contains employees who are included from another facility.

California State University, Los Angeles

Snapshot Date: 11/01/2017

Job Group Analysis

Job Group: 12 - Postsecondary Teachers

			Total				
EEO Cat	Job Code	Job Title	EMP	MALE	FEMALE	WHITE	MIN
5	2358 - Civil Engineering	Lecturer AY	17	15	2	4	13
5	2358 - Communication Disorders	Lecturer AY	21	8	13	17	4
5	2358 - Communication Studies	Lecturer AY	18	8	10	9	9
5	2358 - Computer Science	Lecturer AY	7	6	1	3	4
5	2358 - Criminal Justice	Lecturer AY	9	6	3	4	5
5	2358 - Curriculum & Instruction	Lecturer AY	14	4	10	4	10
5	2358 - Economics & Statistics	Lecturer AY	11	9	2	7	4
5	2358 - EdD in Educational Leadership	Lecturer AY	6	2	4	0	6
5	2358 - Electrical & Computer Engr	Lecturer AY	12	9	3	5	7
5	2358 - English	Lecturer AY	17	9	8	12	5
5	2358 - Engr Comp Sci & Tech--Dean	Lecturer AY	6	4	2	4	2
5	2358 - EOP - SSF-Summer Bridge	Lecturer AY	2	0	2	1	1
5	2358 - Extended Education	Lecturer AY	169	88	81	68	101
5	2358 - Finance and Law	Lecturer AY	11	10	1	7	4
5	2358 - Geological Sciences	Lecturer AY	9	2	7	3	6
5	2358 - Health & Human Services--Dean	Lecturer AY	11	3	8	2	9
5	2358 - HHS Advisement & Outreach Ctr	Lecturer AY	3	2	1	2	1
5	2358 - History	Lecturer AY	14	8	6	8	6
5	2358 - Information Systems	Lecturer AY	9	5	4	3	6
5	2358 - Kinesiology & Nutritnl Science	Lecturer AY	51	26	25	22	29
5	2358 - Latin American Studies	Lecturer AY	5	1	4	1	4
5	2358 - Liberal Studies	Lecturer AY	12	3	9	6	6
5	2358 - Management	Lecturer AY	22	15	7	11	11
5	2358 - Marketing	Lecturer AY	1	0	1	0	1
5	2358 - Mathematics	Lecturer AY	31	17	14	13	18

(+) indicates this job title contains employees who are included from another facility.

California State University, Los Angeles

Snapshot Date: 11/01/2017

Job Group Analysis

Job Group: 12 - Postsecondary Teachers

			Total				
EEO Cat	Job Code	Job Title	EMP	MALE	FEMALE	WHITE	MIN
5	2358 - Mechanical Engineer	Lecturer AY	17	15	2	11	6
5	2358 - Modern Languages & Literatre	Lecturer AY	11	2	9	4	7
5	2358 - Music	Lecturer AY	32	21	11	17	15
5	2358 - Natural & Social Sciences-Dean	Lecturer AY	13	6	7	7	6
5	2358 - Nursing	Lecturer AY	30	4	26	14	16
5	2358 - PaGE - LA Downtown office	Lecturer AY	9	2	7	6	3
5	2358 - PaGE Program Area	Lecturer AY	5	2	3	1	4
5	2358 - Pan African Studies	Lecturer AY	9	3	6	0	9
5	2358 - Philosophy	Lecturer AY	8	7	1	7	1
5	2358 - Physics and Astronomy	Lecturer AY	18	16	2	9	9
5	2358 - Political Science	Lecturer AY	8	5	3	5	3
5	2358 - Psychology	Lecturer AY	26	6	20	15	11
5	2358 - Public Health	Lecturer AY	16	5	11	6	10
5	2358 - Social Work	Lecturer AY	41	11	30	12	29
5	2358 - Sociology	Lecturer AY	18	12	6	13	5
5	2358 - Special Education & Counseling	Lecturer AY	56	14	42	24	32
5	2358 - Stds Lrning in Communities	Lecturer AY	5	1	4	5	0
5	2358 - Technology	Lecturer AY	11	10	1	4	7
5	2358 - Testing Office	Lecturer AY	12	2	10	4	8
5	2358 - Theatre Arts and Dance	Lecturer AY	16	4	12	11	5
5	2358 - TVFM	Lecturer AY	9	8	1	5	4
5	2358 - Undergraduate Studies	Lecturer AY	2	1	1	0	2
5	2458 - Cal State Teach	Lecturer AY CalState Teach	33	8	25	15	18
5	2354 - Anthropology	Teaching Associate AY	9	1	8	2	7
5	2354 - Art	Teaching Associate AY	5	3	2	2	3

(+) indicates this job title contains employees who are included from another facility.

California State University, Los Angeles

Snapshot Date: 11/01/2017

Job Group Analysis

Job Group: 12 - Postsecondary Teachers

			Total				
EEO Cat	Job Code	Job Title	EMP	MALE	FEMALE	WHITE	MIN
5	2354 - Arts & Letters--Dean	Teaching Associate AY	1	0	1	1	0
5	2354 - Biology and Microbiology	Teaching Associate AY	11	4	7	1	10
5	2354 - Business and Economics--Dean	Teaching Associate AY	1	0	1	1	0
5	2354 - Center for ESPG	Teaching Associate AY	8	3	5	3	5
5	2354 - Communication Studies	Teaching Associate AY	12	4	8	3	9
5	2354 - Computer Science	Teaching Associate AY	4	3	1	0	4
5	2354 - English	Teaching Associate AY	6	2	4	2	4
5	2354 - Geological Sciences	Teaching Associate AY	2	1	1	2	0
5	2354 - Health & Human Services--Dean	Teaching Associate AY	1	1	0	0	1
5	2354 - Information Systems	Teaching Associate AY	2	1	1	0	2
5	2354 - Kinesiology & Nutritnl Science	Teaching Associate AY	11	4	7	4	7
5	2354 - Mathematics	Teaching Associate AY	13	10	3	3	10
5	2354 - Mechanical Engineer	Teaching Associate AY	2	1	1	2	0
5	2354 - Modern Languages & Literatre	Teaching Associate AY	3	0	3	0	3
5	2354 - Music	Teaching Associate AY	1	1	0	0	1
5	2354 - Physics and Astronomy	Teaching Associate AY	7	5	2	5	2
5	2354 - Theatre Arts and Dance	Teaching Associate AY	2	0	2	1	1
5	2354 - TVFM	Teaching Associate AY	3	2	1	0	3
5	2354 - University Writing Center-ULS	Teaching Associate AY	2	0	2	1	1
5	1351 - Extended Education	Term ELP Instructor	3	2	1	1	2
Total (#)			1,757	842	915	791	966
Total (%)				47.9	52.1	45.0	55.0

(+) indicates this job title contains employees who are included from another facility.

California State University, Los Angeles

Snapshot Date: 11/01/2017

Job Group Analysis

Job Group: 14 - Service Occupations

			Total				
EEO Cat	Job Code	Job Title	EMP	MALE	FEMALE	WHITE	MIN
10	8365	Corporal	5	4	1	1	4
10	2010	Custodian	52	25	27	2	50
10	6223	Laborer	3	2	1	0	3
10	2015	Lead Custodian	9	3	6	0	9
10	6643	Lead Locksmith	1	1	0	1	0
10	6642	Locksmith	1	1	0	1	0
10	8810	Parking Officer 12 Mo	7	3	4	0	7
10	8800	Police Dispatcher 12 Mo	5	2	3	0	5
10	8350	Police Officer	7	6	1	2	5
10	1481	Reprographics Specialist II	3	3	0	1	2
10	1482	Reprographics Specialist III	1	1	0	0	1
10	1483	Reprographics Specialist IV	2	2	0	0	2
10	8354	Sergeant	5	4	1	0	5
10	1508	Warehouse Worker	5	5	0	2	3
Total (#)			106	62	44	10	96
Total (%)				58.5	41.5	9.4	90.6

(+) indicates this job title contains employees who are included from another facility.

California State University, Los Angeles

Snapshot Date: 11/01/2017

Job Group Analysis

Job Group: 2 - Community Service, Legal, Arts, and Media Occupations

			Total				
EEO Cat	Job Code	Job Title	EMP	MALE	FEMALE	WHITE	MIN
4	850	Broadcast Engineer 12 Mo	1	1	0	0	1
4	8820	Community Service Spec 12 Mo	5	5	0	0	5
4	830	Desktop Pub/Graph Spec 12 Mo	1	1	0	0	1
4	820	Graphic Designer 12 Mo	5	2	3	0	5
4	9687	Head Resident II	3	3	0	1	2
4	810	Media Prod Spec 12 Mo	3	1	2	0	3
4	840	Performing Arts Tech 12 Mo	1	1	0	1	0
4	800	Pub Affairs/Comm Spec 12 Mo	7	1	6	1	6
Total (#)			26	15	11	3	23
Total (%)				57.7	42.3	11.5	88.5

(+) indicates this job title contains employees who are included from another facility.

California State University, Los Angeles

Snapshot Date: 11/01/2017

Job Group Analysis

Job Group: 3 - Computer, Engineering, and Science Occupations

			Total				
EEO Cat	Job Code	Job Title	EMP	MALE	FEMALE	WHITE	MIN
3	400	Analyst/Programmer 12 Mo	17	11	6	5	12
3	440	Equip Systems Specialist 12 Mo	6	5	1	1	5
3	420	Info Tech Consultant 12 Mo	45	34	11	7	38
3	430	Network Analyst 12 Mo	5	4	1	1	4
3	410	Operating Sys Analyst 12 Mo	12	11	1	1	11
3	450	Operations Specialist 12 Mo	3	2	1	2	1
3	5681	Research Technician II	1	1	0	0	1
3	5680	Research Technician III	1	0	1	0	1
Total (#)			90	68	22	17	73
Total (%)				75.6	24.4	18.9	81.1

(+) indicates this job title contains employees who are included from another facility.

California State University, Los Angeles

Snapshot Date: 11/01/2017

Job Group Analysis

Job Group: 4 - Graduate Assistants

EEO

			Total				
EEO Cat	Job Code	Job Title	EMP	MALE	FEMALE	WHITE	MIN
6	2355	Graduate Assistant	155	68	87	41	114
6	2325	Graduate Assistant Monthly	1	1	0	0	1
Total (#)			156	69	87	41	115
Total (%)				44.2	55.8	26.3	73.7

(+) indicates this job title contains employees who are included from another facility.

California State University, Los Angeles

Snapshot Date: 11/01/2017

Job Group Analysis

Job Group: 5 - Healthcare Practitioners and Technical Occupations

			Total				
EEO Cat	Job Code	Job Title	EMP	MALE	FEMALE	WHITE	MIN
9	8147	Health Educator	1	0	1	0	1
9	8134	Licensed Vocational Nurse I	1	0	1	0	1
9	8148	Medical Assistant	4	0	4	0	4
9	8166	Nurse Practitioner	2	0	2	0	2
9	7992	Pharmacist I	1	0	1	0	1
9	7993	Pharmacist II	1	1	0	0	1
9	7922	Phlebotomist/Clinical Lab Asst	1	1	0	0	1
9	7737	Physician	2	2	0	0	2
9	8161	Physician Assistant	1	0	1	1	0
9	7996	Radiologic Technologist II	1	1	0	0	1
9	8154	Registered Nurse II	3	0	3	0	3
9	8157	Registered Nurse III	1	0	1	0	1
Total (#)			19	5	14	1	18
Total (%)				26.3	73.7	5.3	94.7

(+) indicates this job title contains employees who are included from another facility.

California State University, Los Angeles

Snapshot Date: 11/01/2017

Job Group Analysis

Job Group: 6 - Librarians, Curators, and Archivists

			Total				
EEO Cat	Job Code	Job Title	EMP	MALE	FEMALE	WHITE	MIN
7	2358 - University Library	Lecturer AY	1	0	1	0	1
7	2919 - University Library	Librarian 10 Mo	2	0	2	1	1
7	2920 - University Library	Librarian 12 Mo	7	4	3	3	4
Total (#)			10	4	6	4	6
Total (%)				40.0	60.0	40.0	60.0

(+) indicates this job title contains employees who are included from another facility.

California State University, Los Angeles

Snapshot Date: 11/01/2017

Job Group Analysis

Job Group: 7 - Management Occupations

			Total				
EEO Cat	Job Code	Job Title	EMP	MALE	FEMALE	WHITE	MIN
1	3318	Administrator I	35	19	16	10	25
1	3312	Administrator II	90	37	53	29	61
1	3306	Administrator III	43	26	17	20	23
1	3300	Administrator IV	24	10	14	15	9
1	2977	President	1	1	0	1	0
Total (#)			193	93	100	75	118
Total (%)				48.2	51.8	38.9	61.1

(+) indicates this job title contains employees who are included from another facility.

California State University, Los Angeles

Snapshot Date: 11/01/2017

Job Group Analysis

Job Group: 8 - Natural Resources, Construction, and Maintenance Occupations

			Total				
EEO Cat	Job Code	Job Title	EMP	MALE	FEMALE	WHITE	MIN
13	6699	Air Cond/Refrig Mechanic	5	5	0	0	5
13	6270	Auto/Equipment Mechanic	1	1	0	0	1
13	6702	Building Service Engineer	2	2	0	0	2
13	6476	Carpenter	4	4	0	2	2
13	6533	Electrician	3	3	0	1	2
13	6940	Facilities Maintenance Mech	9	9	0	1	8
13	6265	Facilities Project Supv	3	3	0	2	1
13	6250	Facilities Worker I	1	1	0	0	1
13	6251	Facilities Worker II	4	4	0	0	4
13	731	Groundswoker	10	10	0	1	9
13	735	Irrigation Specialist	2	2	0	0	2
13	6532	Lead Electrician	1	1	0	0	1
13	726	Lead Groundswoker	3	3	0	0	3
13	6525	Lead Painter	1	1	0	0	1
13	6548	Lead Plumber	1	1	0	0	1
13	6526	Painter	2	2	0	1	1
13	6549	Plumber	2	2	0	0	2
13	6700	Sprvsng Building Svc Engrn	1	1	0	1	0
13	6474	Sprvsng Carpenter	1	1	0	0	1
13	6534	Sprvsng Electrician	1	1	0	0	1
13	6524	Sprvsng Painter	1	1	0	0	1
13	6547	Sprvsng Plumber	1	1	0	0	1
Total (#)			59	59	0	9	50
Total (%)				100.0	0.0	15.3	84.7

(+) indicates this job title contains employees who are included from another facility.

California State University, Los Angeles

Snapshot Date: 11/01/2017

Job Group Analysis

Job Group: 9 - Office and Administrative Support Occupations

			Total				
EEO Cat	Job Code	Job Title	EMP	MALE	FEMALE	WHITE	MIN
12	1036	Admin Analyst/Spclst 10/12	1	0	1	0	1
12	1038	Admin Analyst/Spclst 12 Mo	80	17	63	11	69
12	1032	Admin Support Assistant 12 Mo	76	20	56	7	69
12	1035	Admin Support Coord 12 Mo	99	10	89	9	90
12	4791	Buyer I	1	0	1	0	1
12	4792	Buyer II	1	0	1	0	1
12	4794	Buyer III	3	2	1	1	2
12	4795	Buyer III Lead	1	0	1	0	1
12	1176	Cnfdntl Admin Support 12 Mo	4	1	3	0	4
12	1170	Cnfdntl Office Support 12 Mo	9	0	9	1	8
12	1142	Medical Secretary	1	0	1	0	1
12	1101	Payroll Technician II	3	0	3	1	2
12	1102	Payroll Technician III	1	0	1	0	1
12	5151	Personnel Assistant	2	0	2	0	2
12	1549	Property Clerk II	1	0	1	0	1
Total (#)			283	50	233	30	253
Total (%)				17.7	82.3	10.6	89.4

(+) indicates this job title contains employees who are included from another facility.

California State University, Los Angeles

Snapshot Date: 11/01/2017

Job Group Analysis Summary

Job Group	Total										
	EMP	M	F	MIN	W	AA	H	A	NA	PI	2+
1 - Business and Financial Operations Occupations	48	5	43	44	4	4	18	22	0	0	0
10 - Student and Academic Affairs and Other Education Service	209	72	137	171	38	20	112	35	1	0	3
11 - Production, Transportation, and Material Moving Occupatio	3	3	0	2	1	0	2	0	0	0	0
12 - Postsecondary Teachers	1,757	842	915	966	791	130	394	404	13	1	24
14 - Service Occupations	106	62	44	96	10	19	70	5	1	0	1
2 - Community Service, Legal, Arts, and Media Occupations	26	15	11	23	3	4	11	6	1	0	1
3 - Computer, Engineering, and Science Occupations	90	68	22	73	17	4	19	49	0	0	1
4 - Graduate Assistants	156	69	87	115	41	5	59	43	0	0	8
5 - Healthcare Practitioners and Technical Occupations	19	5	14	18	1	1	7	10	0	0	0
6 - Librarians, Curators, and Archivists	10	4	6	6	4	0	2	4	0	0	0
7 - Management Occupations	193	93	100	118	75	25	46	45	0	0	2
8 - Natural Resources, Construction, and Maintenance Occupa	59	59	0	50	9	4	43	3	0	0	0
9 - Office and Administrative Support Occupations	283	50	233	253	30	19	177	52	0	0	5
Total (#)	2,959	1,347	1,612	1,935	1,024	235	960	678	16	1	45
Total (%)		45.5	54.5	65.4	34.6	7.9	32.4	22.9	0.5	0.0	1.5

California State University, Los Angeles

Snapshot Date: 11/01/2017

ZIP Code Analysis

Data Used: Employee

Included Areas:

County/County Set	Count	Weight	Cut-Off Weight
Los Angeles, California	2,590	87.56	100.00
Total:	2,590	87.56	100.00

Excluded Areas:

County/County Set	Count	Weight	Cut-Off Weight
Orange, California	131	4.43	0.00
San Bernardino, California	122	4.12	0.00
Riverside, California	38	1.28	0.00
Ventura, California	33	1.12	0.00
San Diego, California	16	0.54	0.00
Alameda, California	4	0.14	0.00
Monterey, California	3	0.10	0.00
Santa Barbara, California	3	0.10	0.00
Fresno, California	2	0.07	0.00
Whatcom, Washington	1	0.03	0.00
Madison, Mississippi	1	0.03	0.00
King, Washington	1	0.03	0.00
Jackson, Oregon	1	0.03	0.00
Clark+Nye, Nevada	1	0.03	0.00
Mesa, Colorado	1	0.03	0.00
Alpine and Nearby Counties, California	1	0.03	0.00
Merced, California	1	0.03	0.00
Josephine, Oregon	1	0.03	0.00
Lubbock, Texas	1	0.03	0.00
El Dorado, California	1	0.03	0.00

California State University, Los Angeles

Snapshot Date: 11/01/2017

ZIP Code Analysis

Data Used: Employee

Excluded Areas:

County/County Set	Count	Weight	Cut-Off Weight
Salt Lake, Utah	1	0.03	0.00
San Francisco, California	1	0.03	0.00
Kern, California	1	0.03	0.00
San Luis Obispo, California	1	0.03	0.00
Owen and Nearby Counties, Kentucky	1	0.03	0.00
Total:	368	12.44	0.00
Included and Excluded Total:	2,958	100.00	100.00

California State University, Los Angeles

Snapshot Date: 11/01/2017

Availability Analysis

Job Group: 1 - Business and Financial Operations Occupations

FACTOR	Raw (%)		FACTOR WEIGHT	Weighted (%)		SOURCE
	FEMALE	MINORITY		FEMALE	MINORITY	
<u>External Factors</u>						
Local	75.0	61.9	70.00	52.5	43.4	Employee: Los Angeles, California - 100.00 %
Reasonable	80.0	25.9	10.00	8.0	2.6	National
<u>Internal Factors</u>						
Feeders	88.9	91.4	20.00	17.8	18.3	Feeders
Final Availability (%)			100.00	78.2	64.2	

California State University, Los Angeles

Snapshot Date: 11/01/2017

Availability Analysis

Job Group: 10 - Student and Academic Affairs and Other Education Services Occupations

FACTOR	Raw (%)		FACTOR WEIGHT	Weighted (%)		SOURCE
	FEMALE	MINORITY		FEMALE	MINORITY	
<u>External Factors</u>						
Local	57.6	61.7	50.00	28.8	30.8	Employee: Los Angeles, California - 100.00 %
Reasonable	59.1	29.8	20.00	11.8	6.0	National
<u>Internal Factors</u>						
Feeders	68.2	85.0	30.00	20.5	25.5	Feeders
Final Availability (%)			100.00	61.1	62.3	

California State University, Los Angeles

Snapshot Date: 11/01/2017

Availability Analysis

Job Group: 11 - Production, Transportation, and Material Moving Occupations

FACTOR	Raw (%)		FACTOR WEIGHT	Weighted (%)		SOURCE
	FEMALE	MINORITY		FEMALE	MINORITY	
<u>External Factors</u>						
Local	10.1	84.9	70.00	7.1	59.4	Employee: Los Angeles, California - 100.00 %
Reasonable	11.9	31.0	10.00	1.2	3.1	National
<u>Internal Factors</u>						
Feeders	0.0	66.7	20.00	0.0	13.3	Feeders
Final Availability (%)			100.00	8.2	75.9	

California State University, Los Angeles

Snapshot Date: 11/01/2017

Availability Analysis

Job Group: 12 - Postsecondary Teachers

FACTOR	Raw (%)		FACTOR WEIGHT	Weighted (%)		SOURCE
	FEMALE	MINORITY		FEMALE	MINORITY	
<u>External Factors</u>						
NORC Data	51.0	23.7	100.00	51.0	23.7	Biological-Biomedical Sciences - 0.70%, Biomedical Sciences - 1.60%, Business Mgmt-Admin Serv, General - 1.20%, Chemistry -
	Final Availability (%)		100.00	51.0	23.7	

California State University, Los Angeles

Snapshot Date: 11/01/2017

Availability Analysis

Job Group: 14 - Service Occupations

FACTOR	Raw (%)		FACTOR WEIGHT	Weighted (%)		SOURCE
	FEMALE	MINORITY		FEMALE	MINORITY	
<u>External Factors</u>						
Local	29.4	81.8	70.00	20.6	57.3	Employee: Los Angeles, California - 100.00 %
Reasonable	30.2	44.7	10.00	3.0	4.5	National
<u>Internal Factors</u>						
Feeders	37.4	90.0	20.00	7.5	18.0	Feeders
Final Availability (%)			100.00	31.1	79.7	

California State University, Los Angeles

Snapshot Date: 11/01/2017

Availability Analysis

Job Group: 2 - Community Service, Legal, Arts, and Media Occupations

FACTOR	Raw (%)		FACTOR WEIGHT	Weighted (%)		SOURCE
	FEMALE	MINORITY		FEMALE	MINORITY	
<u>External Factors</u>						
Local	52.1	48.3	70.00	36.4	33.8	Employee: Los Angeles, California - 100.00 %
Reasonable	57.0	28.9	20.00	11.4	5.8	National
<u>Internal Factors</u>						
Feeders	42.3	88.5	10.00	4.2	8.8	Feeders
Final Availability (%)			100.00	52.1	48.4	

California State University, Los Angeles

Snapshot Date: 11/01/2017

Availability Analysis

Job Group: 3 - Computer, Engineering, and Science Occupations

FACTOR	Raw (%)		FACTOR WEIGHT	Weighted (%)		SOURCE
	FEMALE	MINORITY		FEMALE	MINORITY	
<u>External Factors</u>						
Local	26.3	60.8	50.00	13.1	30.4	Employee: Los Angeles, California - 100.00 %
Reasonable	28.3	30.1	20.00	5.7	6.0	National
<u>Internal Factors</u>						
Feeders	30.2	81.9	30.00	9.1	24.6	Feeders
Final Availability (%)			100.00	27.8	61.0	

California State University, Los Angeles

Snapshot Date: 11/01/2017

Availability Analysis

Job Group: 4 - Graduate Assistants

Raw (%)		Weighted (%)	
----------------	--	---------------------	--

FACTOR	FEMALE	MINORITY	FACTOR WEIGHT	FEMALE	MINORITY	SOURCE
<u>External Factors</u>						
Local	72.4	55.1	100.00	72.4	55.1	Employee: Los Angeles, California - 100.00 %
Final Availability (%)			100.00	72.4	55.1	

California State University, Los Angeles

Snapshot Date: 11/01/2017

Availability Analysis

Job Group: 5 - Healthcare Practitioners and Technical Occupations

FACTOR	Raw (%)		FACTOR WEIGHT	Weighted (%)		SOURCE
	FEMALE	MINORITY		FEMALE	MINORITY	
<u>External Factors</u>						
Local	72.3	71.9	50.00	36.2	36.0	Employee: Los Angeles, California - 100.00 %
Reasonable	76.0	33.1	20.00	15.2	6.6	National
<u>Internal Factors</u>						
Feeders	73.7	94.7	30.00	22.1	28.4	Feeders
Final Availability (%)			100.00	73.5	71.0	

California State University, Los Angeles

Snapshot Date: 11/01/2017

Availability Analysis

Job Group: 6 - Librarians, Curators, and Archivists

FACTOR	Raw (%)		FACTOR WEIGHT	Weighted (%)		SOURCE
	FEMALE	MINORITY		FEMALE	MINORITY	
<u>External Factors</u>						
Local	74.9	39.3	70.00	52.4	27.5	Employee: Los Angeles, California - 100.00 %
Reasonable	80.0	16.7	20.00	16.0	3.3	National
<u>Internal Factors</u>						
Feeders	60.0	60.0	10.00	6.0	6.0	Feeders
Final Availability (%)			100.00	74.4	36.9	

California State University, Los Angeles

Snapshot Date: 11/01/2017

Availability Analysis

Job Group: 7 - Management Occupations

FACTOR	Raw (%)		FACTOR WEIGHT	Weighted (%)		SOURCE
	FEMALE	MINORITY		FEMALE	MINORITY	
<u>External Factors</u>						
Local	67.5	47.7	30.00	20.3	14.3	Employee: Los Angeles, California - 100.00 %
Reasonable	63.6	25.0	50.00	31.8	12.5	National
<u>Internal Factors</u>						
Feeders	69.7	76.7	20.00	13.9	15.3	Feeders
Final Availability (%)			100.00	66.0	42.2	

California State University, Los Angeles

Snapshot Date: 11/01/2017

Availability Analysis

Job Group: 8 - Natural Resources, Construction, and Maintenance Occupations

FACTOR	Raw (%)		FACTOR WEIGHT	Weighted (%)		SOURCE
	FEMALE	MINORITY		FEMALE	MINORITY	
<u>External Factors</u>						
Local	3.9	81.2	70.00	2.7	56.9	Employee: Los Angeles, California - 100.00 %
Reasonable	4.0	34.3	10.00	0.4	3.4	National
<u>Internal Factors</u>						
Feeders	8.3	85.9	20.00	1.7	17.2	Feeders
Final Availability (%)			100.00	4.8	77.5	

California State University, Los Angeles

Snapshot Date: 11/01/2017

Availability Analysis

Job Group: 9 - Office and Administrative Support Occupations

FACTOR	Raw (%)		FACTOR WEIGHT	Weighted (%)		SOURCE
	FEMALE	MINORITY		FEMALE	MINORITY	
<u>External Factors</u>						
Local	84.1	62.6	50.00	42.1	31.3	Employee: Los Angeles, California - 100.00 %
Reasonable	89.0	26.2	20.00	17.8	5.2	National
<u>Internal Factors</u>						
Feeders	81.1	89.6	30.00	24.3	26.9	Feeders
Final Availability (%)			100.00	84.2	63.4	

California State University, Los Angeles

Snapshot Date: 11/01/2017

Internal Availability

AAP: California State University, Los Angeles

Job Group: 1 - Business and Financial Operations Occupations

Plan	Feeder	Wght (%)	Raw (%)										Weighted (%)							
			F	MIN	W	AA	H	A	NA	PI	2+	F	MIN	W	AA	H	A	NA	PI	2+
California State University	1 - Business and Financ	90.00	89.6	91.7	8.3	8.3	37.5	45.8	0.0	0.0	0.0	80.6	82.5	7.5	7.5	33.8	41.2	0.0	0.0	0.0
California State University	9 - Office and Administra	10.00	82.3	89.4	10.6	6.7	62.5	18.4	0.0	0.0	1.8	8.2	8.9	1.1	0.7	6.3	1.8	0.0	0.0	0.2
Total:		100.00										88.9	91.4	8.6	8.2	40.0	43.1	0.0	0.0	0.2

California State University, Los Angeles

Snapshot Date: 11/01/2017

Internal Availability

AAP: California State University, Los Angeles

Job Group: 10 - Student and Academic Affairs and Other Education Services Occupations

Plan	Feeder	Wght (%)	Raw (%)										Weighted (%)									
			F	MIN	W	AA	H	A	NA	PI	2+	F	MIN	W	AA	H	A	NA	PI	2+		
California State University	10 - Student and Academ	60.00	65.6	81.8	18.2	9.6	53.6	16.7	0.5	0.0	1.4	39.3	49.1	10.9	5.7	32.2	10.0	0.3	0.0	0.9		
California State University	14 - Service Occupations	10.00	41.5	90.6	9.4	17.9	66.0	4.7	0.9	0.0	0.9	4.2	9.1	0.9	1.8	6.6	0.5	0.1	0.0	0.1		
California State University	9 - Office and Administra	30.00	82.3	89.4	10.6	6.7	62.5	18.4	0.0	0.0	1.8	24.7	26.8	3.2	2.0	18.8	5.5	0.0	0.0	0.5		
Total:		100.00										68.2	85.0	15.0	9.5	57.5	16.0	0.4	0.0	1.5		

California State University, Los Angeles

Snapshot Date: 11/01/2017

Internal Availability

AAP: California State University, Los Angeles

Job Group: 11 - Production, Transportation, and Material Moving Occupations

Plan	Feeder	Wght (%)	Raw (%)									Weighted (%)								
			F	MIN	W	AA	H	A	NA	PI	2+	F	MIN	W	AA	H	A	NA	PI	2+
California State University	11 - Production, Transpo	100.00	0.0	66.7	33.3	0.0	66.7	0.0	0.0	0.0	0.0	0.0	66.7	33.3	0.0	66.7	0.0	0.0	0.0	0.0
Total:		100.00										0.0	66.7	33.3	0.0	66.7	0.0	0.0	0.0	

California State University, Los Angeles

Snapshot Date: 11/01/2017

Internal Availability

AAP: California State University, Los Angeles
Job Group: 14 - Service Occupations

Plan	Feeder	Wght (%)	Raw (%)										Weighted (%)									
			F	MIN	W	AA	H	A	NA	PI	2+	F	MIN	W	AA	H	A	NA	PI	2+		
California State University	14 - Service Occupations	90.00	41.5	90.6	9.4	17.9	66.0	4.7	0.9	0.0	0.9	37.4	81.5	8.5	16.1	59.4	4.2	0.8	0.0	0.8		
California State University	8 - Natural Resources, C	10.00	0.0	84.7	15.3	6.8	72.9	5.1	0.0	0.0	0.0	0.0	8.5	1.5	0.7	7.3	0.5	0.0	0.0	0.0		
Total:		100.00										37.4	90.0	10.0	16.8	66.7	4.8	0.8	0.0	0.8		

California State University, Los Angeles

Snapshot Date: 11/01/2017

Internal Availability

AAP: California State University, Los Angeles

Job Group: 2 - Community Service, Legal, Arts, and Media Occupations

Plan	Feeder	Wght (%)	Raw (%)										Weighted (%)									
			F	MIN	W	AA	H	A	NA	PI	2+	F	MIN	W	AA	H	A	NA	PI	2+		
California State University	2 - Community Service, L	100.00	42.3	88.5	11.5	15.4	42.3	23.1	3.8	0.0	3.8	42.3	88.5	11.5	15.4	42.3	23.1	3.8	0.0	3.8		
Total:		100.00										42.3	88.5	11.5	15.4	42.3	23.1	3.8	0.0	3.8		

California State University, Los Angeles

Snapshot Date: 11/01/2017

Internal Availability

AAP: California State University, Los Angeles

Job Group: 3 - Computer, Engineering, and Science Occupations

Plan	Feeder	Wght (%)	Raw (%)										Weighted (%)									
			F	MIN	W	AA	H	A	NA	PI	2+	F	MIN	W	AA	H	A	NA	PI	2+		
California State University	3 - Computer, Engineerin	90.00	24.4	81.1	18.9	4.4	21.1	54.4	0.0	0.0	1.1	22.0	73.0	17.0	4.0	19.0	49.0	0.0	0.0	1.0		
California State University	9 - Office and Administra	10.00	82.3	89.4	10.6	6.7	62.5	18.4	0.0	0.0	1.8	8.2	8.9	1.1	0.7	6.3	1.8	0.0	0.0	0.2		
Total:		100.00										30.2	81.9	18.1	4.7	25.3	50.8	0.0	0.0	1.2		

California State University, Los Angeles

Snapshot Date: 11/01/2017

Internal Availability

AAP: California State University, Los Angeles
Job Group: 5 - Healthcare Practitioners and Technical Occupations

Plan	Feeder	Wght (%)	Raw (%)									Weighted (%)								
			F	MIN	W	AA	H	A	NA	PI	2+	F	MIN	W	AA	H	A	NA	PI	2+
California State University	5 - Healthcare Practitione	100.00	73.7	94.7	5.3	5.3	36.8	52.6	0.0	0.0	0.0	73.7	94.7	5.3	5.3	36.8	52.6	0.0	0.0	0.0
Total:		100.00										73.7	94.7	5.3	5.3	36.8	52.6	0.0	0.0	0.0

California State University, Los Angeles

Snapshot Date: 11/01/2017

Internal Availability

AAP: California State University, Los Angeles

Job Group: 6 - Librarians, Curators, and Archivists

Plan	Feeder	Wght (%)	Raw (%)										Weighted (%)									
			F	MIN	W	AA	H	A	NA	PI	2+	F	MIN	W	AA	H	A	NA	PI	2+		
California State University	6 - Librarians, Curators,	100.00	60.0	60.0	40.0	0.0	20.0	40.0	0.0	0.0	0.0	60.0	60.0	40.0	0.0	20.0	40.0	0.0	0.0	0.0		
Total:		100.00										60.0	60.0	40.0	0.0	20.0	40.0	0.0	0.0	0.0		

California State University, Los Angeles

Snapshot Date: 11/01/2017

Internal Availability

AAP: California State University, Los Angeles

Job Group: 7 - Management Occupations

Plan	Feeder	Wght (%)	Raw (%)										Weighted (%)									
			F	MIN	W	AA	H	A	NA	PI	2+	F	MIN	W	AA	H	A	NA	PI	2+		
California State University	1 - Business and Financ	8.48	89.6	91.7	8.3	8.3	37.5	45.8	0.0	0.0	0.0	7.6	7.8	0.7	0.7	3.2	3.9	0.0	0.0	0.0		
California State University	2481 - Accounting Depar	0.18	100.0	0.0	100.0	0.0	0.0	0.0	0.0	0.0	0.0	0.2	0.0	0.2	0.0	0.0	0.0	0.0	0.0	0.0		
California State University	2481 - Anthropology - De	0.18	0.0	100.0	0.0	0.0	100.0	0.0	0.0	0.0	0.0	0.0	0.2	0.0	0.0	0.2	0.0	0.0	0.0	0.0		
California State University	2481 - Art - Dept Chair 12	0.18	100.0	0.0	100.0	0.0	0.0	0.0	0.0	0.0	0.0	0.2	0.0	0.2	0.0	0.0	0.0	0.0	0.0	0.0		
California State University	2481 - Communication D	0.18	100.0	0.0	100.0	0.0	0.0	0.0	0.0	0.0	0.0	0.2	0.0	0.2	0.0	0.0	0.0	0.0	0.0	0.0		
California State University	2481 - Communication S	0.18	0.0	0.0	100.0	0.0	0.0	0.0	0.0	0.0	0.0	0.0	0.0	0.2	0.0	0.0	0.0	0.0	0.0	0.0		
California State University	2481 - Computer Scienc	0.18	0.0	100.0	0.0	0.0	0.0	100.0	0.0	0.0	0.0	0.0	0.2	0.0	0.0	0.0	0.2	0.0	0.0	0.0		
California State University	2481 - Criminal Justice -	0.18	100.0	0.0	100.0	0.0	0.0	0.0	0.0	0.0	0.0	0.2	0.0	0.2	0.0	0.0	0.0	0.0	0.0	0.0		
California State University	2481 - Curriculum & Inst	0.18	0.0	100.0	0.0	0.0	0.0	100.0	0.0	0.0	0.0	0.0	0.2	0.0	0.0	0.0	0.2	0.0	0.0	0.0		
California State University	2481 - Economics & Stat	0.18	0.0	100.0	0.0	0.0	0.0	100.0	0.0	0.0	0.0	0.0	0.2	0.0	0.0	0.0	0.2	0.0	0.0	0.0		
California State University	2481 - Electrical & Comp	0.18	0.0	0.0	100.0	0.0	0.0	0.0	0.0	0.0	0.0	0.0	0.0	0.2	0.0	0.0	0.0	0.0	0.0	0.0		
California State University	2481 - English - Dept Ch	0.18	0.0	0.0	100.0	0.0	0.0	0.0	0.0	0.0	0.0	0.0	0.0	0.2	0.0	0.0	0.0	0.0	0.0	0.0		
California State University	2481 - Finance and Law	0.18	0.0	0.0	100.0	0.0	0.0	0.0	0.0	0.0	0.0	0.0	0.0	0.2	0.0	0.0	0.0	0.0	0.0	0.0		
California State University	2481 - Geological Scienc	0.18	100.0	100.0	0.0	0.0	0.0	100.0	0.0	0.0	0.0	0.2	0.2	0.0	0.0	0.0	0.2	0.0	0.0	0.0		
California State University	2481 - History - Dept Cha	0.18	0.0	0.0	100.0	0.0	0.0	0.0	0.0	0.0	0.0	0.0	0.0	0.2	0.0	0.0	0.0	0.0	0.0	0.0		
California State University	2481 - Information Syste	0.08	0.0	0.0	100.0	0.0	0.0	0.0	0.0	0.0	0.0	0.0	0.0	0.1	0.0	0.0	0.0	0.0	0.0	0.0		
California State University	2481 - Latin American St	0.18	100.0	0.0	100.0	0.0	0.0	0.0	0.0	0.0	0.0	0.2	0.0	0.2	0.0	0.0	0.0	0.0	0.0	0.0		
California State University	2481 - Liberal Studies - D	0.18	0.0	0.0	100.0	0.0	0.0	0.0	0.0	0.0	0.0	0.0	0.0	0.2	0.0	0.0	0.0	0.0	0.0	0.0		
California State University	2481 - Management - De	0.18	0.0	100.0	0.0	0.0	0.0	100.0	0.0	0.0	0.0	0.0	0.2	0.0	0.0	0.0	0.2	0.0	0.0	0.0		
California State University	2481 - Mathematics - De	0.18	0.0	0.0	100.0	0.0	0.0	0.0	0.0	0.0	0.0	0.0	0.0	0.2	0.0	0.0	0.0	0.0	0.0	0.0		
California State University	2481 - Modern Language	0.18	100.0	100.0	0.0	0.0	0.0	100.0	0.0	0.0	0.0	0.2	0.2	0.0	0.0	0.0	0.2	0.0	0.0	0.0		

California State University, Los Angeles

Snapshot Date: 11/01/2017

Internal Availability

AAP: California State University, Los Angeles

Job Group: 7 - Management Occupations

Plan	Feeder	Wght (%)	Raw (%)									Weighted (%)									
			F	MIN	W	AA	H	A	NA	PI	2+	F	MIN	W	AA	H	A	NA	PI	2+	
California State University	2481 - Nursing - Dept Ch	0.18	100.0	100.0	0.0	100.0	0.0	0.0	0.0	0.0	0.0	0.2	0.2	0.0	0.2	0.0	0.0	0.0	0.0	0.0	0.0
California State University	2481 - Pan African Studie	0.18	100.0	100.0	0.0	100.0	0.0	0.0	0.0	0.0	0.0	0.2	0.2	0.0	0.2	0.0	0.0	0.0	0.0	0.0	0.0
California State University	2481 - Physics and Astro	0.18	0.0	0.0	100.0	0.0	0.0	0.0	0.0	0.0	0.0	0.0	0.0	0.2	0.0	0.0	0.0	0.0	0.0	0.0	0.0
California State University	2481 - Political Science -	0.18	0.0	0.0	100.0	0.0	0.0	0.0	0.0	0.0	0.0	0.0	0.0	0.2	0.0	0.0	0.0	0.0	0.0	0.0	0.0
California State University	2481 - Psychology - Dep	0.18	0.0	100.0	0.0	0.0	0.0	100.0	0.0	0.0	0.0	0.0	0.2	0.0	0.0	0.0	0.2	0.0	0.0	0.0	0.0
California State University	2481 - Public Health - De	0.18	0.0	0.0	100.0	0.0	0.0	0.0	0.0	0.0	0.0	0.0	0.0	0.2	0.0	0.0	0.0	0.0	0.0	0.0	0.0
California State University	2481 - Social Work - Dep	0.18	100.0	100.0	0.0	0.0	0.0	100.0	0.0	0.0	0.0	0.2	0.2	0.0	0.0	0.0	0.2	0.0	0.0	0.0	0.0
California State University	2481 - Sociology - Dept C	0.18	100.0	0.0	100.0	0.0	0.0	0.0	0.0	0.0	0.0	0.2	0.0	0.2	0.0	0.0	0.0	0.0	0.0	0.0	0.0
California State University	2481 - Special Education	0.18	100.0	0.0	100.0	0.0	0.0	0.0	0.0	0.0	0.0	0.2	0.0	0.2	0.0	0.0	0.0	0.0	0.0	0.0	0.0
California State University	2481 - Technology - Dep	0.18	0.0	0.0	100.0	0.0	0.0	0.0	0.0	0.0	0.0	0.0	0.0	0.2	0.0	0.0	0.0	0.0	0.0	0.0	0.0
California State University	2481 - TVFM - Dept Chai	0.35	0.0	100.0	0.0	0.0	100.0	0.0	0.0	0.0	0.0	0.0	0.4	0.0	0.0	0.4	0.0	0.0	0.0	0.0	0.0
California State University	6 - Librarians, Curators,	1.77	60.0	60.0	40.0	0.0	20.0	40.0	0.0	0.0	0.0	1.1	1.1	0.7	0.0	0.4	0.7	0.0	0.0	0.0	0.0
California State University	7 - Management Occupa	34.10	51.8	61.1	38.9	13.0	23.8	23.3	0.0	0.0	1.0	17.7	20.8	13.3	4.4	8.1	8.0	0.0	0.0	0.0	0.4
California State University	9 - Office and Administra	50.00	82.3	89.4	10.6	6.7	62.5	18.4	0.0	0.0	1.8	41.2	44.7	5.3	3.4	31.3	9.2	0.0	0.0	0.0	0.9
Total:		100.00										69.7	76.7	23.3	8.8	43.5	23.2	0.0	0.0	0.0	1.2

California State University, Los Angeles

Snapshot Date: 11/01/2017

Internal Availability

AAP: California State University, Los Angeles

Job Group: 8 - Natural Resources, Construction, and Maintenance Occupations

Plan	Feeder	Wght (%)	Raw (%)										Weighted (%)									
			F	MIN	W	AA	H	A	NA	PI	2+	F	MIN	W	AA	H	A	NA	PI	2+		
California State University	14 - Service Occupations	20.00	41.5	90.6	9.4	17.9	66.0	4.7	0.9	0.0	0.9	8.3	18.1	1.9	3.6	13.2	0.9	0.2	0.0	0.2		
California State University	8 - Natural Resources, C	80.00	0.0	84.7	15.3	6.8	72.9	5.1	0.0	0.0	0.0	0.0	67.8	12.2	5.4	58.3	4.1	0.0	0.0	0.0		
Total:		100.00										8.3	85.9	14.1	9.0	71.5	5.0	0.2	0.0	0.2		

California State University, Los Angeles

Snapshot Date: 11/01/2017

Internal Availability

AAP: California State University, Los Angeles

Job Group: 9 - Office and Administrative Support Occupations

Plan	Feeder	Wght (%)	Raw (%)										Weighted (%)									
			F	MIN	W	AA	H	A	NA	PI	2+	F	MIN	W	AA	H	A	NA	PI	2+		
California State University	1 - Business and Financ	10.00	89.6	91.7	8.3	8.3	37.5	45.8	0.0	0.0	0.0	9.0	9.2	0.8	0.8	3.8	4.6	0.0	0.0	0.0		
California State University	2 - Community Service, L	5.00	42.3	88.5	11.5	15.4	42.3	23.1	3.8	0.0	3.8	2.1	4.4	0.6	0.8	2.1	1.2	0.2	0.0	0.2		
California State University	9 - Office and Administra	85.00	82.3	89.4	10.6	6.7	62.5	18.4	0.0	0.0	1.8	70.0	76.0	9.0	5.7	53.2	15.6	0.0	0.0	1.5		
Total:		100.00										81.1	89.6	10.4	7.3	59.0	21.4	0.2	0.0	1.7		

California State University, Los Angeles

Snapshot Date: 11/01/2017

Comparison of Incumbency to Availability and Placement Goals

Job Group: 1 - Business and Financial Operations Occupations
Test: Whole Person
Total Employees: 48

Total

	FEMALE	MINORITY
Employees (#)	43	44
Employees (%)	89.6	91.7
Availability (%) Goal	78.2	64.2
Test: Whole Person	NO	NO
Add'l Needed to Eliminate Problem Area (#)	0	0

California State University, Los Angeles

Snapshot Date: 11/01/2017

Comparison of Incumbency to Availability and Placement Goals

Job Group: 10 - Student and Academic Affairs and Other Education Services Occupations
Test: Whole Person
Total Employees: 209

Total		
--------------	--	--

	FEMALE	MINORITY
Employees (#)	137	171
Employees (%)	65.6	81.8
Availability (%) Goal	61.1	62.3
Test: Whole Person	NO	NO
Add'l Needed to Eliminate Problem Area (#)	0	0

California State University, Los Angeles

Snapshot Date: 11/01/2017

Comparison of Incumbency to Availability and Placement Goals

Job Group: 11 - Production, Transportation, and Material Moving Occupations
Test: Whole Person
Total Employees: 3

Total

	FEMALE	MINORITY
Employees (#)	0	2
Employees (%)	0.0	66.7
Availability (%) Goal	8.2	75.9
Test: Whole Person	NO	NO
Add'l Needed to Eliminate Problem Area (#)	0	0

California State University, Los Angeles

Snapshot Date: 11/01/2017

Comparison of Incumbency to Availability and Placement Goals

Job Group: 12 - Postsecondary Teachers

Test: Whole Person

Total Employees: 1,757

Total		
	FEMALE	MINORITY
Employees (#)	915	966
Employees (%)	52.1	55.0
Availability (%) Goal	51.0	23.7
Test: Whole Person	NO	NO
Add'l Needed to Eliminate Problem Area (#)	0	0

California State University, Los Angeles

Snapshot Date: 11/01/2017

Comparison of Incumbency to Availability and Placement Goals

Job Group: 14 - Service Occupations
Test: Whole Person
Total Employees: 106

Total

	FEMALE	MINORITY
Employees (#)	44	96
Employees (%)	41.5	90.6
Availability (%) Goal	31.1	79.7
Test: Whole Person	NO	NO
Add'l Needed to Eliminate Problem Area (#)	0	0

California State University, Los Angeles

Snapshot Date: 11/01/2017

Comparison of Incumbency to Availability and Placement Goals

Job Group: 2 - Community Service, Legal, Arts, and Media Occupations

Test: Whole Person

Total Employees: 26

Total		
	FEMALE	MINORITY
Employees (#)	11	23
Employees (%)	42.3	88.5
Availability (%) Goal	52.1	48.4
Test: Whole Person	YES	NO
Add'l Needed to Eliminate Problem Area (#)	2	0

California State University, Los Angeles

Snapshot Date: 11/01/2017

Comparison of Incumbency to Availability and Placement Goals

Job Group: 3 - Computer, Engineering, and Science Occupations
Test: Whole Person
Total Employees: 90

Total

	FEMALE	MINORITY
Employees (#)	22	73
Employees (%)	24.4	81.1
Availability (%) Goal	27.8	61.0
Test: Whole Person	YES	NO
Add'l Needed to Eliminate Problem Area (#)	3	0

California State University, Los Angeles

Snapshot Date: 11/01/2017

Comparison of Incumbency to Availability and Placement Goals

Job Group: 4 - Graduate Assistants
Test: Whole Person
Total Employees: 156

Total

	FEMALE	MINORITY
Employees (#)	87	115
Employees (%)	55.8	73.7
Availability (%) Goal	72.4	55.1
Test: Whole Person	YES	NO
Add'l Needed to Eliminate Problem Area (#)	25	0

California State University, Los Angeles

Snapshot Date: 11/01/2017

Comparison of Incumbency to Availability and Placement Goals

Job Group: 5 - Healthcare Practitioners and Technical Occupations
Test: Whole Person
Total Employees: 19

Total

	FEMALE	MINORITY
Employees (#)	14	18
Employees (%)	73.7	94.7
Availability (%) Goal	73.5	71.0
Test: Whole Person	NO	NO
Add'l Needed to Eliminate Problem Area (#)	0	0

California State University, Los Angeles

Snapshot Date: 11/01/2017

Comparison of Incumbency to Availability and Placement Goals

Job Group: 6 - Librarians, Curators, and Archivists

Test: Whole Person

Total Employees: 10

Total

	FEMALE	MINORITY
Employees (#)	6	6
Employees (%)	60.0	60.0
Availability (%) Goal	74.4	36.9
Test: Whole Person	YES	NO
Add'l Needed to Eliminate Problem Area (#)	1	0

California State University, Los Angeles

Snapshot Date: 11/01/2017

Comparison of Incumbency to Availability and Placement Goals

Job Group: 7 - Management Occupations
Test: Whole Person
Total Employees: 193

Total		
	FEMALE	MINORITY
Employees (#)	100	118
Employees (%)	51.8	61.1
Availability (%) Goal	66.0	42.2
Test: Whole Person	YES	NO
Add'l Needed to Eliminate Problem Area (#)	27	0

California State University, Los Angeles

Snapshot Date: 11/01/2017

Comparison of Incumbency to Availability and Placement Goals

Job Group: 8 - Natural Resources, Construction, and Maintenance Occupations
Test: Whole Person
Total Employees: 59

Total		
--------------	--	--

	FEMALE	MINORITY
Employees (#)	0	50
Employees (%)	0.0	84.7
Availability (%) Goal	4.8	77.5
Test: Whole Person	YES	NO
Add'l Needed to Eliminate Problem Area (#)	2	0

California State University, Los Angeles

Snapshot Date: 11/01/2017

Comparison of Incumbency to Availability and Placement Goals

Job Group: 9 - Office and Administrative Support Occupations

Test: Whole Person

Total Employees: 283

Total		
	FEMALE	MINORITY
Employees (#)	233	253
Employees (%)	82.3	89.4
Availability (%) Goal	84.2	63.4
Test: Whole Person	YES	NO
Add'l Needed to Eliminate Problem Area (#)	5	0

California State University, Los Angeles
Goals Progress

Job Group	Representation as of Previous AAP				Goal/Availability from Previous AAP	Placements*			Achieved?
	Total Employees	Gender/Race Groups	#	%		Total Placements	#	%	
12 - Postsecondary Teachers	1,636	Females	830	50.7%	51.0%	392	218	55.6%	YES
		Minority	871	53.2%			230	58.7%	
3 - Computer, Engineering, and Science Occupations	88	Females	23	26.1%	28.5%	8	1	12.5%	NO
		Minority	68	77.3%			7	87.5%	
4 - Graduate Assistants	176	Females	104	59.1%	72.4%	117	60	51.3%	NO
		Minority	138	78.4%			85	72.6%	
6 - Librarians, Curators, and Archivists	11	Females	6	54.5%	76.7%	1	1	100.0%	YES
		Minority	5	45.5%			1	100.0%	
7 - Management Occupations	192	Females	99	51.6%	66.0%	13	3	23.1%	NO
		Minority	119	62.0%			8	61.5%	
8 - Natural Resources, Construction, and Maintenance Occupations	59	Females	0	0.0%	4.7%	3	0	0.0%	NO
		Minority	51	86.4%			1	33.3%	

* Placements consist of hires and promotions into the target job group from 11/01/2016 to 10/31/2017

California State University, Los Angeles

Snapshot Date: 11/01/2017

Personnel Transactions Summary

Job Group: 1 - Business and Financial Operations Occupations

Transaction Dates: 11/01/2016 To 10/31/2017

	<i>Applicants</i>				<i>Hires</i>			<i>Terminations (I)</i>			<i>Terminations (V)</i>		
	Males	Females	UNKNOWN (GENDER)	TOTAL RACE	Males	Females	TOTAL RACE	Males	Females	TOTAL RACE	Males	Females	TOTAL RACE
White	43	74	0	117	0	0	0	0	0	0	1	0	1
Afr. Amer.	12	39	1	52	0	0	0	0	0	0	0	0	0
Hispanic	66	107	0	173	0	1	1	0	0	0	0	0	0
Asian	111	213	0	324	0	1	1	0	0	0	0	0	0
Nat. Amer.	5	5	0	10	0	0	0	0	0	0	0	0	0
NHOPI	1	0	0	1	0	0	0	0	0	0	0	0	0
Two or More	0	0	0	0	0	0	0	0	0	0	0	0	0
Unknown (Race)	4	2	9	15									
Total	242	440	10	692	0	2	2	0	0	0	1	0	1
Total Minority	195	364	1	560	0	2	2	0	0	0	0	0	0

	<i>Promotions From</i>			<i>Promotions Into</i>			<i>Promotions Within</i>		
	Males	Females	TOTAL RACE	Males	Females	TOTAL RACE	Males	Females	TOTAL RACE
White	0	0	0	0	0	0	0	2	2
Afr. Amer.	0	0	0	0	0	0	0	0	0
Hispanic	0	0	0	0	0	0	1	2	3
Asian	0	0	0	0	0	0	0	3	3
Nat. Amer.	0	0	0	0	0	0	0	0	0
NHOPI	0	0	0	0	0	0	0	0	0
Two or More	0	0	0	0	0	0	0	0	0
Total	0	0	0	0	0	0	1	7	8
Total Minority	0	0	0	0	0	0	1	5	6

California State University, Los Angeles

Snapshot Date: 11/01/2017

Personnel Transactions Summary

Job Group: 10 - Student and Academic Affairs and Other Education Services Occupations

Transaction Dates: 11/01/2016 To 10/31/2017

	<i>Applicants</i>				<i>Hires</i>			<i>Terminations (I)</i>			<i>Terminations (V)</i>		
	Males	Females	UNKNOWN (GENDER)	TOTAL RACE	Males	Females	TOTAL RACE	Males	Females	TOTAL RACE	Males	Females	TOTAL RACE
White	91	125	0	216	1	5	6	1	0	1	4	5	9
Afr. Amer.	32	90	0	122	2	2	4	0	0	0	1	0	1
Hispanic	93	188	0	281	4	15	19	0	0	0	2	5	7
Asian	93	138	2	233	0	2	2	0	0	0	1	2	3
Nat. Amer.	10	17	0	27	0	0	0	0	0	0	0	0	0
NHOPI	2	2	0	4	0	0	0	0	0	0	0	0	0
Two or More	0	1	0	1	0	1	1	0	0	0	0	0	0
Unknown (Race)	8	8	16	32									
Total	329	569	18	916	7	25	32	1	0	1	8	12	20
Total Minority	230	436	2	668	6	20	26	0	0	0	4	7	11

	<i>Promotions From</i>			<i>Promotions Into</i>			<i>Promotions Within</i>		
	Males	Females	TOTAL RACE	Males	Females	TOTAL RACE	Males	Females	TOTAL RACE
White	1	0	1	0	0	0	0	2	2
Afr. Amer.	0	0	0	0	0	0	0	0	0
Hispanic	2	4	6	0	0	0	2	5	7
Asian	1	1	2	0	1	1	0	1	1
Nat. Amer.	0	0	0	0	0	0	0	0	0
NHOPI	0	0	0	0	0	0	0	0	0
Two or More	0	0	0	0	0	0	0	0	0
Total	4	5	9	0	1	1	2	8	10
Total Minority	3	5	8	0	1	1	2	6	8

California State University, Los Angeles

Snapshot Date: 11/01/2017

Personnel Transactions Summary

Job Group: 11 - Production, Transportation, and Material Moving Occupations

Transaction Dates: 11/01/2016 To 10/31/2017

	<i>Applicants</i>				<i>Hires</i>			<i>Terminations (I)</i>			<i>Terminations (V)</i>		
	Males	Females	UNKNOWN (GENDER)	TOTAL RACE	Males	Females	TOTAL RACE	Males	Females	TOTAL RACE	Males	Females	TOTAL RACE
White	0	0	0	0	0	0	0	0	0	0	0	0	0
Afr. Amer.	0	0	0	0	0	0	0	0	0	0	0	0	0
Hispanic	0	0	0	0	0	0	0	0	0	0	1	0	1
Asian	0	0	0	0	0	0	0	0	0	0	0	0	0
Nat. Amer.	0	0	0	0	0	0	0	0	0	0	0	0	0
NHOPI	0	0	0	0	0	0	0	0	0	0	0	0	0
Two or More	0	0	0	0	0	0	0	0	0	0	0	0	0
Unknown (Race)	0	0	0	0									
Total	0	0	0	0	0	0	0	0	0	0	1	0	1
Total Minority	0	0	0	0	0	0	0	0	0	0	1	0	1

	<i>Promotions From</i>			<i>Promotions Into</i>			<i>Promotions Within</i>		
	Males	Females	TOTAL RACE	Males	Females	TOTAL RACE	Males	Females	TOTAL RACE
White	0	0	0	0	0	0	0	0	0
Afr. Amer.	0	0	0	0	0	0	0	0	0
Hispanic	1	0	1	0	0	0	0	0	0
Asian	0	0	0	0	0	0	0	0	0
Nat. Amer.	0	0	0	0	0	0	0	0	0
NHOPI	0	0	0	0	0	0	0	0	0
Two or More	0	0	0	0	0	0	0	0	0
Total	1	0	1	0	0	0	0	0	0
Total Minority	1	0	1	0	0	0	0	0	0

California State University, Los Angeles

Snapshot Date: 11/01/2017

Personnel Transactions Summary

Job Group: 12 - Postsecondary Teachers

Transaction Dates: 11/01/2016 To 10/31/2017

	<i>Applicants</i>				<i>Hires</i>			<i>Terminations (I)</i>			<i>Terminations (V)</i>		
	Males	Females	UNKNOWN (GENDER)	TOTAL RACE	Males	Females	TOTAL RACE	Males	Females	TOTAL RACE	Males	Females	TOTAL RACE
White	79	81	0	160	80	81	161	0	2	2	141	114	255
Afr. Amer.	17	19	0	36	17	19	36	0	0	0	23	18	41
Hispanic	39	66	0	105	39	66	105	0	0	0	52	28	80
Asian	35	45	0	80	35	45	80	0	0	0	55	52	107
Nat. Amer.	0	2	0	2	0	2	2	0	0	0	1	0	1
NHOPI	0	0	0	0	0	0	0	0	0	0	0	0	0
Two or More	2	5	0	7	2	5	7	0	0	0	3	3	6
Unknown (Race)	8	23	0	31									
Total	180	241	0	421	173	218	391	0	2	2	275	215	490
Total Minority	93	137	0	230	93	137	230	0	0	0	134	101	235

	<i>Promotions From</i>			<i>Promotions Into</i>			<i>Promotions Within</i>		
	Males	Females	TOTAL RACE	Males	Females	TOTAL RACE	Males	Females	TOTAL RACE
White	0	0	0	1	0	1	6	2	8
Afr. Amer.	0	0	0	0	0	0	0	0	0
Hispanic	0	0	0	0	0	0	4	0	4
Asian	0	0	0	0	0	0	2	3	5
Nat. Amer.	0	0	0	0	0	0	0	0	0
NHOPI	0	0	0	0	0	0	0	0	0
Two or More	0	0	0	0	0	0	0	0	0
Total	0	0	0	1	0	1	12	5	17
Total Minority	0	0	0	0	0	0	6	3	9

California State University, Los Angeles

Snapshot Date: 11/01/2017

Personnel Transactions Summary

Job Group: 14 - Service Occupations

Transaction Dates: 11/01/2016 To 10/31/2017

	<i>Applicants</i>				<i>Hires</i>			<i>Terminations (I)</i>			<i>Terminations (V)</i>		
	Males	Females	UNKNOWN (GENDER)	TOTAL RACE	Males	Females	TOTAL RACE	Males	Females	TOTAL RACE	Males	Females	TOTAL RACE
White	135	18	0	153	3	0	3	0	0	0	17	9	26
Afr. Amer.	166	37	4	207	2	0	2	1	0	1	12	7	19
Hispanic	445	55	2	502	2	5	7	0	1	1	40	37	77
Asian	83	13	3	99	0	0	0	0	0	0	4	6	10
Nat. Amer.	16	2	0	18	0	0	0	0	0	0	0	0	0
NHOPI	15	0	0	15	0	0	0	0	0	0	0	0	0
Two or More	1	0	0	1	1	0	1	0	0	0	2	3	5
Unknown (Race)	6	0	21	27									
Total	867	125	30	1022	8	5	13	1	1	2	75	62	137
Total Minority	726	107	9	842	5	5	10	1	1	2	58	53	111

	<i>Promotions From</i>			<i>Promotions Into</i>			<i>Promotions Within</i>		
	Males	Females	TOTAL RACE	Males	Females	TOTAL RACE	Males	Females	TOTAL RACE
White	0	0	0	0	0	0	2	0	2
Afr. Amer.	0	0	0	0	0	0	2	0	2
Hispanic	0	0	0	1	1	2	2	2	4
Asian	0	0	0	0	0	0	1	0	1
Nat. Amer.	0	0	0	0	0	0	0	0	0
NHOPI	0	0	0	0	0	0	0	0	0
Two or More	0	0	0	0	0	0	0	0	0
Total	0	0	0	1	1	2	7	2	9
Total Minority	0	0	0	1	1	2	5	2	7

California State University, Los Angeles

Snapshot Date: 11/01/2017

Personnel Transactions Summary

Job Group: 2 - Community Service, Legal, Arts, and Media Occupations

Transaction Dates: 11/01/2016 To 10/31/2017

	<i>Applicants</i>				<i>Hires</i>			<i>Terminations (I)</i>			<i>Terminations (V)</i>		
	Males	Females	UNKNOWN (GENDER)	TOTAL RACE	Males	Females	TOTAL RACE	Males	Females	TOTAL RACE	Males	Females	TOTAL RACE
White	0	1	0	1	0	1	1	0	0	0	0	2	2
Afr. Amer.	1	0	0	1	1	0	1	0	0	0	1	1	2
Hispanic	1	0	0	1	1	0	1	0	0	0	0	0	0
Asian	0	0	0	0	0	0	0	0	0	0	0	1	1
Nat. Amer.	0	0	0	0	0	0	0	0	0	0	0	0	0
NHOPI	0	0	0	0	0	0	0	0	0	0	0	0	0
Two or More	1	0	0	1	1	0	1	0	0	0	0	0	0
Unknown (Race)	0	1	0	1									
Total	3	2	0	5	3	1	4	0	0	0	1	4	5
Total Minority	3	0	0	3	3	0	3	0	0	0	1	2	3

	<i>Promotions From</i>			<i>Promotions Into</i>			<i>Promotions Within</i>		
	Males	Females	TOTAL RACE	Males	Females	TOTAL RACE	Males	Females	TOTAL RACE
White	0	0	0	0	0	0	0	0	0
Afr. Amer.	0	0	0	0	0	0	0	0	0
Hispanic	0	1	1	0	0	0	1	1	2
Asian	0	0	0	0	0	0	0	1	1
Nat. Amer.	0	0	0	0	0	0	0	0	0
NHOPI	0	0	0	0	0	0	0	0	0
Two or More	0	0	0	0	0	0	0	0	0
Total	0	1	1	0	0	0	1	2	3
Total Minority	0	1	1	0	0	0	1	2	3

California State University, Los Angeles

Snapshot Date: 11/01/2017

Personnel Transactions Summary

Job Group: 3 - Computer, Engineering, and Science Occupations

Transaction Dates: 11/01/2016 To 10/31/2017

	<i>Applicants</i>				<i>Hires</i>			<i>Terminations (I)</i>			<i>Terminations (V)</i>		
	Males	Females	UNKNOWN (GENDER)	TOTAL RACE	Males	Females	TOTAL RACE	Males	Females	TOTAL RACE	Males	Females	TOTAL RACE
White	12	8	0	20	1	0	1	0	0	0	3	1	4
Afr. Amer.	6	4	0	10	0	0	0	0	0	0	0	0	0
Hispanic	11	6	0	17	3	0	3	0	0	0	0	1	1
Asian	27	17	0	44	3	0	3	0	0	0	2	1	3
Nat. Amer.	1	0	0	1	0	0	0	0	0	0	0	0	0
NHOPI	0	0	0	0	0	0	0	0	0	0	0	0	0
Two or More	0	0	0	0	0	0	0	0	0	0	0	0	0
Unknown (Race)	0	0	2	2									
Total	57	35	2	94	7	0	7	0	0	0	5	3	8
Total Minority	45	27	0	72	6	0	6	0	0	0	2	2	4

	<i>Promotions From</i>			<i>Promotions Into</i>			<i>Promotions Within</i>		
	Males	Females	TOTAL RACE	Males	Females	TOTAL RACE	Males	Females	TOTAL RACE
White	0	0	0	0	0	0	0	0	0
Afr. Amer.	0	0	0	0	0	0	0	0	0
Hispanic	0	1	1	0	0	0	2	0	2
Asian	0	0	0	0	1	1	3	0	3
Nat. Amer.	0	0	0	0	0	0	0	0	0
NHOPI	0	0	0	0	0	0	0	0	0
Two or More	0	0	0	0	0	0	1	0	1
Total	0	1	1	0	1	1	6	0	6
Total Minority	0	1	1	0	1	1	6	0	6

California State University, Los Angeles

Snapshot Date: 11/01/2017

Personnel Transactions Summary

Job Group: 4 - Graduate Assistants

Transaction Dates: 11/01/2016 To 10/31/2017

	<i>Applicants</i>				<i>Hires</i>			<i>Terminations (I)</i>			<i>Terminations (V)</i>		
	Males	Females	UNKNOWN (GENDER)	TOTAL RACE	Males	Females	TOTAL RACE	Males	Females	TOTAL RACE	Males	Females	TOTAL RACE
White	16	17	0	33	15	17	32	0	0	0	12	41	53
Afr. Amer.	2	2	0	4	2	2	4	0	0	0	6	5	11
Hispanic	15	19	0	34	15	19	34	0	0	0	26	33	59
Asian	21	18	0	39	21	18	39	0	0	0	28	32	60
Nat. Amer.	0	0	0	0	0	0	0	0	0	0	0	0	0
NHOPI	0	0	0	0	0	0	0	0	0	0	0	1	1
Two or More	4	4	0	8	4	4	8	0	0	0	2	3	5
Unknown (Race)	0	3	0	3									
Total	58	63	0	121	57	60	117	0	0	0	74	115	189
Total Minority	42	43	0	85	42	43	85	0	0	0	62	74	136

	<i>Promotions From</i>			<i>Promotions Into</i>			<i>Promotions Within</i>		
	Males	Females	TOTAL RACE	Males	Females	TOTAL RACE	Males	Females	TOTAL RACE
White	0	0	0	0	0	0	0	0	0
Afr. Amer.	0	0	0	0	0	0	0	0	0
Hispanic	0	0	0	0	0	0	0	0	0
Asian	0	0	0	0	0	0	0	0	0
Nat. Amer.	0	0	0	0	0	0	0	0	0
NHOPI	0	0	0	0	0	0	0	0	0
Two or More	0	0	0	0	0	0	0	0	0
Total	0	0	0	0	0	0	0	0	0
Total Minority	0	0	0	0	0	0	0	0	0

California State University, Los Angeles

Snapshot Date: 11/01/2017

Personnel Transactions Summary

Job Group: 5 - Healthcare Practitioners and Technical Occupations

Transaction Dates: 11/01/2016 To 10/31/2017

	<i>Applicants</i>				<i>Hires</i>			<i>Terminations (I)</i>			<i>Terminations (V)</i>		
	Males	Females	UNKNOWN (GENDER)	TOTAL RACE	Males	Females	TOTAL RACE	Males	Females	TOTAL RACE	Males	Females	TOTAL RACE
White	0	0	0	0	0	0	0	0	0	0	0	0	0
Afr. Amer.	0	0	0	0	0	0	0	0	0	0	0	1	1
Hispanic	0	1	0	1	0	1	1	0	0	0	0	0	0
Asian	0	1	0	1	0	1	1	0	0	0	0	1	1
Nat. Amer.	0	0	0	0	0	0	0	0	0	0	0	0	0
NHOPI	0	0	0	0	0	0	0	0	0	0	0	0	0
Two or More	0	0	0	0	0	0	0	0	0	0	0	0	0
Unknown (Race)	0	0	0	0									
Total	0	2	0	2	0	2	2	0	0	0	0	2	2
Total Minority	0	2	0	2	0	2	2	0	0	0	0	2	2

	<i>Promotions From</i>			<i>Promotions Into</i>			<i>Promotions Within</i>		
	Males	Females	TOTAL RACE	Males	Females	TOTAL RACE	Males	Females	TOTAL RACE
White	0	0	0	0	0	0	0	0	0
Afr. Amer.	0	0	0	0	0	0	0	0	0
Hispanic	0	0	0	0	0	0	0	0	0
Asian	0	0	0	1	0	1	0	0	0
Nat. Amer.	0	0	0	0	0	0	0	0	0
NHOPI	0	0	0	0	0	0	0	0	0
Two or More	0	0	0	0	0	0	0	0	0
Total	0	0	0	1	0	1	0	0	0
Total Minority	0	0	0	1	0	1	0	0	0

California State University, Los Angeles

Snapshot Date: 11/01/2017

Personnel Transactions Summary

Job Group: 6 - Librarians, Curators, and Archivists

Transaction Dates: 11/01/2016 To 10/31/2017

	<i>Applicants</i>				<i>Hires</i>			<i>Terminations (I)</i>			<i>Terminations (V)</i>		
	Males	Females	UNKNOWN (GENDER)	TOTAL RACE	Males	Females	TOTAL RACE	Males	Females	TOTAL RACE	Males	Females	TOTAL RACE
White	0	0	0	0	0	0	0	0	0	0	1	0	1
Afr. Amer.	0	0	0	0	0	0	0	0	0	0	0	0	0
Hispanic	0	1	0	1	0	1	1	0	0	0	0	0	0
Asian	0	0	0	0	0	0	0	0	0	0	0	1	1
Nat. Amer.	0	0	0	0	0	0	0	0	0	0	0	0	0
NHOPI	0	0	0	0	0	0	0	0	0	0	0	0	0
Two or More	0	0	0	0	0	0	0	0	0	0	0	0	0
Unknown (Race)	0	0	0	0									
Total	0	1	0	1	0	1	1	0	0	0	1	1	2
Total Minority	0	1	0	1	0	1	1	0	0	0	0	1	1

	<i>Promotions From</i>			<i>Promotions Into</i>			<i>Promotions Within</i>		
	Males	Females	TOTAL RACE	Males	Females	TOTAL RACE	Males	Females	TOTAL RACE
White	0	0	0	0	0	0	0	0	0
Afr. Amer.	0	0	0	0	0	0	0	0	0
Hispanic	0	0	0	0	0	0	0	0	0
Asian	0	0	0	0	0	0	0	0	0
Nat. Amer.	0	0	0	0	0	0	0	0	0
NHOPI	0	0	0	0	0	0	0	0	0
Two or More	0	0	0	0	0	0	0	0	0
Total	0	0	0	0	0	0	0	0	0
Total Minority	0	0	0	0	0	0	0	0	0

California State University, Los Angeles

Snapshot Date: 11/01/2017

Personnel Transactions Summary

Job Group: 7 - Management Occupations

Transaction Dates: 11/01/2016 To 10/31/2017

	<i>Applicants</i>				<i>Hires</i>			<i>Terminations (I)</i>			<i>Terminations (V)</i>		
	Males	Females	UNKNOWN (GENDER)	TOTAL RACE	Males	Females	TOTAL RACE	Males	Females	TOTAL RACE	Males	Females	TOTAL RACE
White	3	2	0	5	3	2	5	0	1	1	2	1	3
Afr. Amer.	1	1	0	2	1	1	2	0	1	1	0	1	1
Hispanic	3	0	0	3	3	0	3	0	1	1	3	1	4
Asian	3	0	0	3	3	0	3	0	0	0	3	0	3
Nat. Amer.	0	0	0	0	0	0	0	0	0	0	0	0	0
NHOPI	0	0	0	0	0	0	0	0	0	0	0	0	0
Two or More	0	0	0	0	0	0	0	0	0	0	1	0	1
Unknown (Race)	1	0	0	1									
Total	11	3	0	14	10	3	13	0	3	3	9	3	12
Total Minority	7	1	0	8	7	1	8	0	2	2	7	2	9

	<i>Promotions From</i>			<i>Promotions Into</i>			<i>Promotions Within</i>		
	Males	Females	TOTAL RACE	Males	Females	TOTAL RACE	Males	Females	TOTAL RACE
White	1	0	1	0	0	0	5	9	14
Afr. Amer.	0	0	0	0	0	0	1	1	2
Hispanic	1	1	2	0	0	0	5	4	9
Asian	0	1	1	0	0	0	3	8	11
Nat. Amer.	0	0	0	0	0	0	0	0	0
NHOPI	0	0	0	0	0	0	0	0	0
Two or More	0	0	0	0	0	0	0	0	0
Total	2	2	4	0	0	0	14	22	36
Total Minority	1	2	3	0	0	0	9	13	22

California State University, Los Angeles

Snapshot Date: 11/01/2017

Personnel Transactions Summary

Job Group: 8 - Natural Resources, Construction, and Maintenance Occupations

Transaction Dates: 11/01/2016 To 10/31/2017

	<i>Applicants</i>				<i>Hires</i>			<i>Terminations (I)</i>			<i>Terminations (V)</i>		
	Males	Females	UNKNOWN (GENDER)	TOTAL RACE	Males	Females	TOTAL RACE	Males	Females	TOTAL RACE	Males	Females	TOTAL RACE
White	17	2	0	19	2	0	2	0	0	0	1	0	1
Afr. Amer.	2	0	0	2	0	0	0	0	0	0	0	0	0
Hispanic	31	4	0	35	1	0	1	0	0	0	1	0	1
Asian	7	4	0	11	0	0	0	0	0	0	0	0	0
Nat. Amer.	4	0	0	4	0	0	0	0	0	0	0	0	0
NHOPI	0	1	0	1	0	0	0	0	0	0	0	0	0
Two or More	0	0	0	0	0	0	0	0	0	0	0	0	0
Unknown (Race)	0	0	3	3									
Total	61	11	3	75	3	0	3	0	0	0	2	0	2
Total Minority	44	9	0	53	1	0	1	0	0	0	1	0	1

	<i>Promotions From</i>			<i>Promotions Into</i>			<i>Promotions Within</i>		
	Males	Females	TOTAL RACE	Males	Females	TOTAL RACE	Males	Females	TOTAL RACE
White	0	0	0	0	0	0	0	0	0
Afr. Amer.	0	0	0	0	0	0	0	0	0
Hispanic	0	0	0	0	0	0	2	0	2
Asian	0	0	0	0	0	0	0	0	0
Nat. Amer.	0	0	0	0	0	0	0	0	0
NHOPI	0	0	0	0	0	0	0	0	0
Two or More	0	0	0	0	0	0	0	0	0
Total	0	0	0	0	0	0	2	0	2
Total Minority	0	0	0	0	0	0	2	0	2

California State University, Los Angeles

Snapshot Date: 11/01/2017

Personnel Transactions Summary

Job Group: 9 - Office and Administrative Support Occupations

Transaction Dates: 11/01/2016 To 10/31/2017

	<i>Applicants</i>				<i>Hires</i>			<i>Terminations (I)</i>			<i>Terminations (V)</i>		
	Males	Females	UNKNOWN (GENDER)	TOTAL RACE	Males	Females	TOTAL RACE	Males	Females	TOTAL RACE	Males	Females	TOTAL RACE
White	369	1,064	7	1440	1	4	5	0	0	0	3	5	8
Afr. Amer.	222	712	1	935	1	3	4	0	0	0	1	6	7
Hispanic	610	1,824	2	2436	8	20	28	1	0	1	7	16	23
Asian	496	1,126	15	1637	1	3	4	0	0	0	1	10	11
Nat. Amer.	53	149	1	203	0	0	0	0	0	0	1	0	1
NHOPI	13	49	1	63	0	0	0	0	0	0	0	0	0
Two or More	1	2	0	3	1	2	3	0	0	0	0	1	1
Unknown (Race)	23	84	93	200									
Total	1787	5010	120	6917	12	32	44	1	0	1	13	38	51
Total Minority	1395	3862	20	5277	11	28	39	1	0	1	10	33	43

	<i>Promotions From</i>			<i>Promotions Into</i>			<i>Promotions Within</i>		
	Males	Females	TOTAL RACE	Males	Females	TOTAL RACE	Males	Females	TOTAL RACE
White	0	0	0	1	0	1	1	4	5
Afr. Amer.	0	0	0	0	0	0	0	1	1
Hispanic	0	0	0	3	6	9	5	20	25
Asian	0	1	1	0	1	1	0	5	5
Nat. Amer.	0	0	0	0	0	0	0	0	0
NHOPI	0	0	0	0	0	0	0	0	0
Two or More	0	0	0	0	0	0	0	0	0
Total	0	1	1	4	7	11	6	30	36
Total Minority	0	1	1	3	7	10	5	26	31

California State University, Los Angeles
Data Collection Analysis/Hiring Benchmark (Protected Veterans)*

Current Snapshot Date: 11/01/2017

Category	11/1/17
Job Openings	782
Jobs Filled	773
Applicants for all jobs	10,280
Applicants who self-identified as Protected Veterans	2
Applicants Hired	629
Protected Veterans Hired	2
Hiring Benchmark**	6.7
Overall protected veterans hired (%)	0.3

* Data collected as of the transaction period for the respective AAP year. Employee count (#) and representation (%) are as of the snapshot date for the respective AAP Year.

** Hiring benchmark is based on the national percentage of veterans in the Civilian Labor Force (CLF).

California State University, Los Angeles
Data Collection Analysis/Utilization Analysis (Disability)*

Current Snapshot Date: 11/01/2017

Category	11/1/17		
Job Openings	782		
Jobs Filled	773		
Applicants for all jobs	10,280		
Applicants who self-identified as individual(s) with Disability	1		
Applicants Hired	629		
Individual(s) with Disability Hired	1		
Nationwide utilization goal for qualified individuals with disabilities (%)**	7.0		
Total incumbency of individuals with disabilities (%)	0.6		
Job Group	EE #	EE IWD #	EE IWD %
1 - Business and Financial Operations Occupations	48	2	4.2
10 - Student and Academic Affairs and Other Education Services Occupations	209	1	0.5
11 - Production, Transportation, and Material Moving Occupations	3	N/A	N/A
12 - Postsecondary Teachers	1,757	9	0.5
14 - Service Occupations	106	0	0.0
2 - Community Service, Legal, Arts, and Media Occupations	26	0	0.0
3 - Computer, Engineering, and Science Occupations	90	0	0.0
4 - Graduate Assistants	156	0	0.0
5 - Healthcare Practitioners and Technical Occupations	19	0	0.0
6 - Librarians, Curators, and Archivists	10	0	0.0
7 - Management Occupations	193	1	0.5
8 - Natural Resources, Construction, and Maintenance Occupations	59	0	0.0

* Data collected as of the transaction period for the respective AAP year. Employee count (#) and representation (%) are as of the snapshot date for the respective AAP Year.

** Current utilization goal as established by the OFCCP.

N/A - The number of employees in the job group is less than 10 and therefore, the identity of employee(s) with disability could be readily discernible. To ensure confidentiality, IWD # and % were omitted from the report.

California State University, Los Angeles
Data Collection Analysis/Utilization Analysis (Disability)*

Current Snapshot Date: 11/01/2017

Category	11/1/17		
Job Openings	782		
Jobs Filled	773		
Applicants for all jobs	10,280		
Applicants who self-identified as individual(s) with Disability	1		
Applicants Hired	629		
Individual(s) with Disability Hired	1		
Nationwide utilization goal for qualified individuals with disabilities (%)**	7.0		
Total incumbency of individuals with disabilities (%)	0.6		
Job Group	EE #	EE IWD #	EE IWD %
9 - Office and Administrative Support Occupations	283	5	1.8

* Data collected as of the transaction period for the respective AAP year. Employee count (#) and representation (%) are as of the snapshot date for the respective AAP Year.

** Current utilization goal as established by the OFCCP.

N/A - The number of employees in the job group is less than 10 and therefore, the identity of employee(s) with disability could be readily discernible. To ensure confidentiality, IWD # and % were omitted from the report.