

EXECUTIVE ORDER 11246 AFFIRMATIVE ACTION PLAN (AAP)

for

**CALIFORNIA STATE UNIVERSITY, LOS ANGELES
5151 STATE UNIVERSITY DRIVE
LOS ANGELES, CA 90032
(323) 343-3000**

January 1, 2017 – December 31, 2017


**Dun's #: 08-497-5452
EIN (tax) #: 95-4386558**

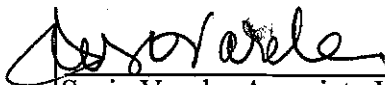
PART I: AAP FOR MINORITIES AND WOMEN

**PART II: AAP FOR PROTECTED VETERANS
AND INDIVIDUALS WITH DISABILITIES**

AA/EEO Contact: Mariel S. Mulet
Director, Office for Equity, Diversity and Inclusion
California State University, Los Angeles
5151 State University Drive
Los Angeles, CA 90032
(323) 343-3041
Mariel.Mulet@calstatela.edu

Approved by:


William A. Covino
President


Susie Varela, Associate Vice President
Human Resources Management

CALIFORNIA STATE UNIVERSITY, LOS ANGELES AAP

TABLE OF CONTENTS

Background.....	3
Applicable Affirmative Action Laws and Regulations.....	3
Covered Groups Under Affirmative Action Laws and Regulations.....	4
Program Terminology.....	6
Reliance on EEOC’s Guidelines.....	6
Reporting Period.....	6
Statement of Purpose for Parts I and II.....	7
PART I: AFFIRMATIVE ACTION PLAN FOR MINORITIES AND WOMEN.....	8
Table of Contents.....	9
Chapter 1: Organizational Profile.....	10
Chapter 2: Job Group Analysis.....	11
Chapter 3: Placement of Incumbents in Job Groups.....	12
Chapter 4: Determining Availability.....	13
Chapter 5: Comparing Incumbency to Availability.....	14
Chapter 6: Placement Goals.....	15
Chapter 7: Designation of Responsibility.....	16
Chapter 8: Identification of Problem Areas.....	20
Chapter 9: Action-Oriented Programs.....	21
Chapter 10: Internal Audit and Reporting.....	23
PART II: AFFIRMATIVE ACTION PLAN FOR PROTECTED VETERANS AND INDIVIDUALS WITH DISABILITIES.....	24
Table of Contents.....	25
Chapter A: Policy Statement.....	26
Chapter B: Review of Personnel Processes.....	28
Chapter C: Physical and Mental Qualifications.....	29
Chapter D: Reasonable Accommodation to Physical and Mental Limitations.....	30
Chapter E: Harassment.....	31
Chapter F: External Dissemination of Policy, Outreach and Positive Recruitment.....	32
Chapter G: Internal Dissemination of Policy.....	33
Chapter H: Audit and Reporting System.....	34
Chapter I: Responsibility for Implementation.....	35
Chapter J: Training.....	39
Chapter K: Data Collection Analysis.....	40
Chapter L: Compensation.....	41

INTRODUCTION TO PARTS I AND II

BACKGROUND

California State University, Los Angeles is a publicly owned University within the California State University (CSU) system, which offers excellent and innovative educational opportunities to an urban student population that reflects the diversity of the Los Angeles basin. Educational opportunities include: 1) preparing students to appreciate, engage, enhance and transform the social, cultural, civic, and workplace structures of American and global societies; 2) providing students with capabilities, skills, and opportunities to take full advantage of lifelong learning, including graduate and professional studies, and opportunities to participate in research, scholarly, and creative activities; 3) offering students tools for personal and academic achievement, economic mobility, and healthier lives; 4) serving as a gateway among the California State University, Los Angeles community, the greater Los Angeles community, and word community for shared educational and cultural life; and 5) providing high quality professional services to all constituencies of the University.

The University was founded in 1947.

Affirmative action is a term that encompasses any measure adopted by an employer to correct or to compensate for past or present discrimination or to prevent discrimination from recurring in the future. Affirmative action goes beyond the simple termination of a discriminatory practice.

As stipulated in federal regulations, a prerequisite to the development of a satisfactory affirmative action plan is the evaluation of opportunities for protected group members, as well as an identification and analysis of problem areas inherent in their employment. Also, where a statistical analysis reveals a numeric disparity between incumbency (and/or hiring rates for veterans) and availability, an adequate AAP details specific affirmative action steps to guarantee equal employment opportunity. These steps are keyed to the problems and needs of protected group members. For minorities and women, such steps include the development of hiring and promotion goals to rectify the disparity between incumbency and availability. For protected veterans and individuals with disabilities, such steps will include a thorough review of the company's outreach efforts to determine the effectiveness of such efforts in closing the hiring and/or utilization gaps. It is toward this end that the following AAP of California State University, Los Angeles was developed.

APPLICABLE AFFIRMATIVE ACTION LAWS AND REGULATIONS

California State University, Los Angeles' AAP for minorities and women (Part I) has been prepared according to Executive Order No. 11246, as amended, and Title 41, Code of Federal Regulations, Part 60-1 (Equal Employment Opportunity Duties of Government Contractors), Part 60-2 (Affirmative Action Programs of Government Non-Construction Contractors; also known as "Revised Order No. 4"), and Part 60-20 (Sex Discrimination Guidelines for Government Contractors).

California State University, Los Angeles has developed separately an affirmative action plan for protected veterans and individuals with disabilities (Part II) prepared in accordance with the Rehabilitation Act of 1973, Section 503, as amended and Title 41, Code of Federal Regulations, Part 60-741(Affirmative Action Program for Individuals with Disabilities), the Vietnam Era Veterans' Readjustment Assistance Act of 1974, Section 4212, as amended, and Title 41 Code of Federal Regulations, Part 60-300 (Affirmative Action Program for protected veterans).

Under [Section 503](#), a business with a federal contract of more than \$15,000 is required to treat qualified individuals with disabilities without discrimination on the basis of their physical or mental disability in all employment practices, and to take affirmative action to employ and advance in employment individuals with disabilities. If the company has at least 50 employees and a single contract of \$50,000 or more, then it must also develop a Section 503 AAP, as described in [41 CFR 60-741, Subpart C](#). Section 503 applies to businesses with federal construction contracts, but not to businesses with federally assisted construction contracts.

Under [VEVRAA](#), a business with a federal contract of \$150,000 or more is required to treat qualified individuals without discrimination based on their status as a protected veteran in all employment practices, and to take affirmative action to employ and advance in employment protected veterans. If the company has at least 50 employees and a single contract of \$150,000 or more, then it must also develop a VEVRAA AAP, as described in [41 CFR 60-300, Subpart C](#). VEVRAA applies to businesses with federal construction contracts, but not to businesses with federally assisted construction contracts.

COVERED GROUPS UNDER AFFIRMATIVE ACTION LAWS AND REGULATIONS

Coverage under affirmative action laws and regulations applies to:

Women and minorities who are recognized as belonging to or identifying with the following race or ethnic groups: Blacks/African Americans, Hispanics/Latinos, Asians/Pacific Islanders, and American Indians/Alaskan Natives.

Any veteran who is entitled to compensation (or who but for the receipt of military retired pay would be entitled to compensation) under laws administered by the Secretary of Veterans Affairs, or who was discharged or released from active duty because of a service-connected disability.

Recently separated veterans: any veteran currently within three-years of discharge or release from active duty.

Veterans who served on active duty in the U.S. military during a war or campaign or expedition for which a campaign badge is awarded.

Veterans who, while serving on active duty in the Armed Forces, participated in a United States military operation for which an Armed Forces service medal was awarded pursuant to Executive Order 12985.

An individual with a disability: 1) a person who has a physical or mental impairment that substantially limits one or more of his/her major life activities; (2) has a record of such impairment, or (3) is regarded as having such an impairment.

PROGRAM TERMINOLOGY

The terms, "comparison of incumbency to availability," "deficiency," and "problem area," appearing in this AAP, are terms California State University, Los Angeles is required by government regulations to use. The criteria used in relation to these terms are those specified by the government. These terms have no independent legal or factual significance whatsoever. Although California State University, Los Angeles will use the terms in total good faith in connection with its AAP, such use does not necessarily signify that the University agrees that these terms are properly applied to any particular factual situation and is not an admission of non-compliance with EEO laws, regulations, and objectives.

The comparison of incumbency to availability contained herein is required by Government regulations to be based on certain statistical comparisons. Geographic areas and sources of statistics used herein for these comparisons were used in compliance with Government regulations, as interpreted by Government representatives. The use of certain geographic areas and sources of statistics does not indicate California State University, Los Angeles' agreement that the geographic areas are appropriate in all instances of use or that the sources of statistics are the most relevant. The use of such geographic areas and statistics may have no significance outside the context of this AAP. Such statistics and geographic areas will be used, however, in total good faith with respect to this AAP.

The grouping of job titles into a given job group does not suggest that California State University, Los Angeles believes the jobs so grouped are of comparable worth.

Whenever the term "goal" is used, it is expressly intended that it "should not be used to discriminate against any applicant or employee because of race, color, religion, gender, or national origin," as stated in Title 41 Code of Federal Regulations, Part 60-2.16(e)(2).

This AAP is not intended to create any contractual or other rights in any person or entity.

RELIANCE ON EEOC'S GUIDELINES

Although California State University, Los Angeles does not believe any violation of Title VII of the Civil Rights Act exists, it has developed this AAP in accordance with and in reliance upon the EEOC's Guidelines on Affirmative Action, Title 29 Code of Federal Regulations, Part 1608.

REPORTING PERIOD

This AAP is designed to cover the following reporting period,

- AAP implementation period: **January 1, 2017 – December 31, 2017**
- Transaction period: **November 1, 2016 – October 31, 2016**

STATEMENT OF PURPOSE FOR PARTS I AND II

This AAP has been designed to bring women and men, members of minority groups, protected veterans, and individuals with disabilities into all levels and segments of California State University, Los Angeles' workforce in proportion to their representation in the qualified relevant labor market.

The AAP, therefore, is a detailed, results-oriented set of procedures which, when carried out, results in full compliance with equal employment opportunity requirements through the equal treatment of all people.

The manner in which this is to be accomplished becomes technical and somewhat complicated. There are several reasons for this. First, California State University, Los Angeles is subject to and must address a variety of State and Federal laws and guidelines dealing with equal employment opportunity and affirmative action. These guidelines and requirements are in themselves somewhat technical and complex. In addition, relevant court decisions, which are often useful in interpreting, but sometimes conflicting with these requirements and guidelines, must be taken into account when developing and implementing the AAP. Furthermore, in determining California State University, Los Angeles' current equal employment opportunity and affirmative action position and its desired future achievements, numbers, percentages, statistics, and numerous calculations and computations must come into play.

The technical, legal, and mathematical aspects of the AAP, however, all have one common purpose—to allow us to properly identify three key concepts:

1. Where we stand now,
2. Where we must go,
3. How best to get there.

These three concepts are the Affirmative Action Plan.

CALIFORNIA STATE UNIVERSITY, LOS ANGELES

PART I: AFFIRMATIVE ACTION PLAN FOR MINORITIES AND WOMEN

FOR

JANUARY 1, 2017 – DECEMBER 31, 2017

PART I

AAP FOR MINORITIES AND WOMEN

TABLE OF CONTENTS

CHAPTER 1: ORGANIZATIONAL PROFILE
41 C.F.R. § 60-2.11

CHAPTER 2: JOB GROUP ANALYSIS
41 C.F.R. § 60-2.12

CHAPTER 3: PLACEMENT OF INCUMBENTS IN JOB GROUPS
41 C.F.R. § 60-2.13

CHAPTER 4: DETERMINING AVAILABILITY
41 C.F.R. § 60-2.14

CHAPTER 5: COMPARING INCUMBENCY TO AVAILABILITY
41 C.F.R. § 60-2.15

CHAPTER 6: PLACEMENT GOALS
41 C.F.R. § 60-2.16

ADDITIONAL REQUIRED ELEMENTS OF AFFIRMATIVE ACTION PROGRAMS

CHAPTER 7: DESIGNATION OF RESPONSIBILITY
41 C.F.R. § 60-2.17(a)

CHAPTER 8: IDENTIFICATION OF PROBLEM AREAS
41 C.F.R. § 60-2.17(b)

CHAPTER 9: ACTION-ORIENTED PROGRAMS
41 C.F.R. § 60-2.17(c)

CHAPTER 10: INTERNAL AUDIT AND REPORTING SYSTEM
41 C.F.R. § 60-2.17(d)

PART I: AAP FOR MINORITIES AND WOMEN

CHAPTER 1: ORGANIZATIONAL PROFILE

41 C.F.R. § 60-2.11

Workforce Analysis/Lines of Progression

California State University, Los Angeles conducted a workforce analysis to identify employees by gender and race/ethnicity in each job title. The data was collected from payroll records dated November 1, 2016.

Job titles are listed by organizational unit. Job titles are listed from lowest to highest paid. The list includes all job titles, including departmental supervision, exempt, and nonexempt titles.

For each job title, California State University, Los Angeles identified the total number of employees, the number of male and female employees, the total number of minority employees, the male and female minority employees, the total number of employees who are White, Black, Hispanic, Asian, American Indian or Alaskan Native employees, Native Hawaiian or Pacific Islander, and Two or More races, and the male and female employees within each of these race/ethnic groups.

Lines of Progression

Developed in conjunction with the workforce analysis is information on California State University, Los Angeles' lines of progression. Lines of progression (career ladders/career paths) identify the job titles through which an employee can move to the top of a line. For each line of progression, applicable departments are identified. These are the departments which employ persons in the job titles in the specified line of progression. Some lines of progression are limited to only one department, while others are found throughout several departments.

The lines of progression provide useful information regarding patterns of vertical and horizontal movement throughout our workforce. These patterns will be evaluated to ascertain whether they provide to our employees the optimum career mobility and opportunities for advancement.

See the *Workforce Analysis/Lines of Progression* for the results per organizational unit.

CHAPTER 2: JOB GROUP ANALYSIS

41 C.F.R. § 60-2.12

Although the workforce analysis was conducted individually for every job title, after it was completed, job titles were grouped for the comparison of incumbency to availability and for setting goals. There were several reasons for grouping jobs.

Many job titles are so similar in content that handling them individually in the AAP is not necessary. Grouping together these very similar titles is appropriate for the comparison of incumbency to availability. For many job titles, the availability data that can be collected is limited, and the same data must be used for several related jobs. Therefore, grouping these related titles together is logical. Also, many job titles have so few incumbents in them that identifying disparities between incumbency and availability by job title is meaningless—as problem areas would be identified in terms of fractions of people. By grouping several similar titles and increasing the number of employees involved, a meaningful comparison can be conducted; any identified problem areas are more likely to be in terms of whole people. Consequently, goals established to correct problem areas are also more likely to be in terms of whole people.

The three reasons for grouping job titles all discuss "similar" or "related" jobs. That is the most critical guideline in creating job groups. Above all, the job titles placed into a job group must be more similar or related to each other than the job titles in other job groups.

Job groups must have enough incumbents to permit meaningful comparisons of incumbency to availability and goal setting. Ideally, if a job group is identified as containing a problem area, it should be large enough that a goal of a least one whole person can be established. No minimum size has been established for this purpose, however, since it is dependent not only on the size of the job group, but also on the size of the availability percentage and the number of minorities or women already employed in the job group.

It may not be possible for a smaller contractor's job groups to meet the guideline of not crossing EEO categories. While there are usually two or more job groups within each EEO-1 or EEO-6 category, for smaller contractors some or all of their job groups may correspond to EEO categories.

California State University, Los Angeles did not combine job titles with different content, wages, or opportunities if doing so would have obscured problem areas (e.g., job groups which combine jobs in which minorities or women are concentrated with jobs in which they are underrepresented).

CHAPTER 3: PLACEMENT OF INCUMBENTS IN JOB GROUPS
41 C.F.R. § 60-2.13

Each job group appears on a Job Group Report with a job group name and number. The report lists each job title in the job group. For each job title, the worksheet provides the following information: EEO reporting category, job title, employee headcounts for each job title, and overall percentages by gender and race/ethnicity as of November 1, 2016.

See the *Job Group Analysis* for the listing of the job titles and the associated race and gender headcounts per job group.

CHAPTER 4: DETERMINING AVAILABILITY

41 C.F.R. § 60-2.14

"Availability" is an estimate of the proportion of each sex and race/ethnic group available and qualified for employment at California State University, Los Angeles for a given job group in the relevant labor market during the life of the AAP. Availability indicates the approximate level at which each race/ethnic and sex group could reasonably be expected to be represented in a job group if California State University, Los Angeles' employment decisions are being made without regard to gender, race, or ethnic origin. Availability estimates, therefore, are a way of translating equal employment opportunity into concrete numerical terms. Correct comparisons of incumbency to availability, worthwhile and attainable goals, and real increases in employment for problem groups depend on competent and accurate availability analyses. With valid availability data, we can compare the percentages of those who could reasonably be expected to be employed versus our current employment (from the workforce analysis), identify problem areas or areas of deficiency, and establish goals to correct the problems.

Steps in Comparison of Incumbency to Availability

Identify Availability Factors

The following availability factors are required of federal government contractors for consideration when developing availability estimates for each job group:

1. External Factor: The external requisite skills data comes from the 2010 Census of Population.
 - A. Local labor area: Residential Zip Code
 - B. Reasonable labor area: National

See the *Zip Code Analysis* report for the counties included in the local labor area. Note: Zip code analysis results only apply to job groups where populated census data is available.

2. Internal Factor: The percentage of minorities or women among those promotable, transferable, and trainable within the contractor's organization. See the *Internal Availability Analysis* for more detail.

Assign Internal and External Factor Weights: Weights were assigned to each factor for each job group. A combination of historical data and experience were used to determine the weights. Weights were never assigned in an effort to hide or reduce problem areas.

Identify Final Availability: Weights were multiplied by the component-specific data to produce weighted data for each component. Weighted data for each component was summed. This produced a final availability estimate for each sex and race/ethnic group, as well as for minorities in the aggregate.¹

See the *Availability Analysis* for the availability breakdown for each job group.

¹ In most cases, the final availability report (and most other technical reports in this AAP) only includes data/information for females and minorities in the aggregate.

CHAPTER 5: COMPARING INCUMBENCY TO AVAILABILITY
41 C.F.R. § 60-2.15

Once final availability estimates were made for each job group, California State University, Los Angeles compared the percentage of incumbents in each job group to their corresponding availability. A comparison was made between the percentage employed as of November 1, 2016 and that group's final availability.

See the *Comparison of Incumbency to Availability* for the results per job group.

CHAPTER 6: PLACEMENT GOALS

41 C.F.R. § 60-2.16

California State University, Los Angeles has established an annual percentage placement goal whenever it found that minority or female representation within a job group was less than would reasonably be expected given their availability. In each case, the goal was set at the availability figure derived for women and/or minorities, as appropriate for that job group. These goals take into account the availability of basically qualified persons in the relevant labor area. They also take into account anticipated employment opportunities with our organization. Goals are not rigid and inflexible quotas which must be met, but are instead targets reasonably attainable by means of applying every good faith effort to make all aspects of the entire AAP work. These goals will be reached primarily through recruiting and advertising to increase the pool of qualified minority and female applicants and through implementation of our action-oriented programs (see Chapter 9). Selections will occur only from among qualified applicants. Goals do not require the hiring of a person when there are no vacancies or the hiring of a person who is less likely to do well on the job ("less qualified") over a person more likely to do well on the job ("better qualified"), under valid selection procedures. Goals do not require that California State University, Los Angeles hire a specified number of minorities or women.

Goals are not rigid and inflexible quotas which must be met, but are instead targets reasonably attainable by means of applying every good faith effort to make all aspects of the entire AAP work. A goal is a guidepost against which California State University, Los Angeles, a community group, or a compliance agency can measure progress in remedying identified deficiencies in California State University, Los Angeles' workforce. By setting realistic goals, based on expected vacancies and anticipated availability of skills within the relevant labor area, and using a job-related selection system, California State University, Los Angeles should be able to meet the goals, assuming it conducts effective recruitment and advertising efforts to ensure an adequate pool of qualified minority and/or female qualified applicants from which to make selections.

In establishing goals, California State University, Los Angeles considered the results which could reasonably be expected from putting forth every good faith effort to make the overall AAP work. The University involved Human Resources Management staff, department heads, unit managers and supervisors in the goal-setting process. Goals were not established that would exclude any gender or race/ethnic group.

See the *Placement Goals* report for each job group and the *Goals Progress Report* for progress made since the previous AAP.

CHAPTER 7: DESIGNATION OF RESPONSIBILITY
41 C.F.R. § 60-2.17(a)

As part of its efforts to ensure equal employment opportunity to all individuals, California State University, Los Angeles has designated specific responsibilities to various staff to ensure the AAP focuses on all components of the employment system. To that end, the University President, the Associate Vice President, HRM, the Equity, Diversity and Inclusion Director, and those employed as supervisors and managers have undertaken the responsibilities described below.

University President

The primary responsibility and accountability for implementing the AAP rests with the University President. This person is responsible, through the Associate Vice President, HRM and the Equity, Diversity and Inclusion Director, for adherence to California State University, Los Angeles' policy of equal employment opportunity and affirmative action. This role includes, but is not limited to, the following duties:

1. Designate appropriate personnel with the responsibility for overseeing, administering, implementing, and monitoring California State University, Los Angeles' AAP. Ensure that these personnel are identified in writing by name and job title.
2. Ensure that those designated personnel responsible for all AAP components are given the necessary authority and top management support and staffing to successfully implement their assigned responsibilities.
3. Impart the personal direction that ensures total involvement and commitment to equal employment opportunity programs through California State University, Los Angeles' AAP.

Associate Vice President, HRM

The Associate Vice President, HRM is responsible for overall supervision of the AAP and ensures, through the Equity, Diversity and Inclusion Director, and department managers and supervisors, that all relevant policies and procedures are adhered to. Successful implementation of this program is a basis for evaluating the Associate Vice President, HRM's effective work performance. Responsibilities include, but are not limited to, the following:

1. Ensure that California State University, Los Angeles adheres to the stated policy of equal employment opportunity, and monitor the application of equal employment opportunity policies.
2. Ensure that the AAP is reviewed and updated annually in accordance with California State University, Los Angeles' stated policy.

3. Participate in periodic discussions with management, supervision, and all other employed personnel to ensure AAP and equal employment opportunity policies are being followed.
4. Review the qualifications of all employees to ensure equitable opportunity, based on job-related employment practices, is given to all for transfers and promotions.
5. Conduct periodic audits of: 1) training programs and hiring and promotion patterns to remove impediments to the attainment of AAP goals and objectives, 2) facilities to ensure they are maintained for the use and benefit of all employees and integrated both in policy and practice, and 3) sponsored educational, training, recreational, and social activities to ensure that all employees are encouraged to participate in accordance with policies on non-discrimination.
6. Ensure that all new employees receive a special orientation to California State University, Los Angeles' equal employment opportunity policy and are thoroughly informed with regard to the AAP and its objectives.
7. Periodically analyze applicant flow to determine the mix of persons applying for employment by race/ethnic origin and gender.
8. Ensure that recruitment advertising is placed in minority and female-oriented publications, as applicable.
9. Review all job descriptions and specifications to ensure they are free of discriminatory provisions and artificial barriers. Ensure that all requirements are job-related, that they are realistic, and that they reflect the actual work requirements of the essential job duties.

Equity, Diversity and Inclusion Director

The Equity, Diversity and Inclusion Director is responsible for ensuring the directives of the University President and Associate Vice President, HRM are implemented. Duties include, but are not limited to, the following:

1. Provide direction to California State University, Los Angeles' employees, as necessary, to carry out all actions required to meet the University's equal employment opportunity and affirmative action commitments.
2. Review, report on, and update California State University, Los Angeles' AAP at least on an annual basis in accordance with stated policy.
3. Responsible for the design and effective implementation of the AAP at all establishments.
4. Develop, implement, and maintain audit and reporting systems to measure

effectiveness of equal employment opportunity programs, including those that will indicate the need for remedial action and determine the degree to which goals and objectives have been obtained.

5. Advise management in the modification and development of California State University, Los Angeles' policies to ensure the enhancement of equal employment opportunity for all employees and potential employees within existing equal employment opportunity guidelines.
6. Conduct periodic audits to ensure all required posters and those advertising California State University, Los Angeles' equal employment opportunity policies and AAP are displayed and that California State University, Los Angeles' equal employment opportunity and AAP policies are being thoroughly communicated.
7. Assist in review and revision of all policies, procedures, and rules to ensure they are not in violation of federal or state laws and regulations.

Managers and Supervisors

In their direct day-to-day contact with California State University, Los Angeles' employees, managers and supervisors have assumed certain responsibilities to help the University ensure compliance with equal employment opportunity programs and effective implementation of the AAP. These include, but are not limited to, the following:

1. Aggressively adhere to California State University, Los Angeles' equal employment opportunity and affirmative action policy.
 - A. Support and assist the Associate Vice President, HRM and Equity, Diversity and Inclusion Director in developing, maintaining, and successfully implementing the AAP.
 - B. Complete progress reports regarding the status of goal achievement.
 - C. Take action to prevent harassment of employees placed through affirmative action efforts.
2. Assign employees to significant jobs that might lead to greater personal growth and value, and counsel them with respect to what is needed for upward mobility within the employment structure.
3. Ensure that all interviews, offers of employment and/or wage commitments are consistent with California State University, Los Angeles' policy.
4. Implement the internal promotion and transfer of all employees under their supervision consistent with AAP goals and objectives.

5. Assist in identifying problem areas and provide needed information for establishing and meeting department affirmative action goals and objectives.

CHAPTER 8: IDENTIFICATION OF PROBLEM AREAS
41 C.F.R. § 60-2.17(b)

Terminology

The phrases “comparison of incumbency to availability,” and “problem area” appearing in this chapter are terms California State University, Los Angeles is required by government regulations to use. The criteria used in relation to these terms are those specified by the government. These terms have no independent legal or factual significance. Although California State University, Los Angeles will use the terms in good faith in connection with its AAP, such use does not necessarily signify the company agrees that these terms are properly applied to any particular factual situation and is not an admission of non-compliance with EEO laws, regulations, and objectives. Whenever the term “goal” is used, it is expressly intended that it “should not be used to discriminate against any applicant or employee because of race, color, religion, gender, or national origin,” as stated in Title 41 Code of Federal Regulations, Part 60-2.16(e).

In addition to comparing incumbency to availability within job groups, California State University, Los Angeles has conducted studies to identify problem areas in each of its selection procedures (i.e., hires, promotions, and terminations). California State University, Los Angeles will continue to monitor and update these studies during each AAP year. In each case where potential problem areas have been identified, affirmative actions, as appropriate, will be taken consistent with any of the action-oriented programs described in Chapter 9 of this AAP.

Goals are established within each of the job groups at no less than the current availability data for the job group.

41 C.F.R. § 60-2.17(b)(1): Workforce by Organizational Unit and Job Group

An analysis of minority and female distribution within each organizational unit was accomplished by a thorough investigation of the *Workforce analysis*.

An analysis of minority and female utilization within each job group was accomplished by a thorough investigation of the *Comparison of Incumbency to Availability* reports.

41 C.F.R. § 60-2.17(b)(2): Personnel Activity

Applicant flow, hires, promotions, and terminations were analyzed by job group. An analysis of selection disparities in personnel activity between men/women and whites/minorities was accomplished by a thorough examination of transaction data. See the *Summary of Personnel Transactions Report* for each job group.

41 C.F.R. § 60-2.17(b)(3): Compensation Systems

Compensation analyses were conducted by comparing the salaries for men v. women, and whites v. minorities in each job title.

CHAPTER 9: ACTION-ORIENTED PROGRAMS
41 C.F.R. § 60-2.17(c)

California State University, Los Angeles tailors our action-oriented programs each year to ensure they are specific to the problem identified.

Action-Oriented Program:

The Action-Oriented Programs designed to address the underutilization of women and minorities are listed below. These Action-Oriented Programs will be carried-out throughout the AAP year. The Associate Vice President, HRM, with the help of the managers, will be responsible in ensuring that the following are implemented.

Recruitment:

1. California State University, Los Angeles will continue to place advertisements on job opportunities through local job service offices, including community colleges and non-profit organizations.
2. Due to the extensive technical education and experience required for some positions, California State University, Los Angeles will also continue to place job opportunity announcements in the University website, the CSU website and HigherEd.
3. Advertisements and newsletters will always carry the Equal Employment Opportunity clause.
4. Minority and female applicants will be considered for all positions for which they are qualified.
5. California State University, Los Angeles will participate in job fairs if there are sufficient numbers of opening to warrant participation. California State University, Los Angeles will continue to participate in the annual University Career Center Job Fair.
6. The University will continue to employ students who work during the summer and part-time during the school year. Many of these students are referred by the Career Center and campus community.

Job Specifications/Selection Process:

1. Develop position descriptions that accurately reflect position functions, and are consistent for the same position from one location to another.
2. Develop job or worker specifications that contain academic, experience, and skill requirements that do not constitute inadvertent discrimination. Develop specifications that are free from bias with regard to age, race, color, religion, national origin, disability or veteran status.

3. Approved position specifications and worker specifications will be made available to all members of management involved in the recruiting, screening, selection, and promotion process. Copies may also be made available to recruiting sources.
4. California State University, Los Angeles will continue to use only worker specifications that include job-related criteria.
5. California State University, Los Angeles will continue to carefully select and counsel all personnel involved in the recruiting, screening, selection, promotion, disciplinary, and related processes to eliminate bias in all personnel actions.

Job Advancement:

1. Minority and female employees can be made available for participation in Career Days, Youth Motivation Programs, and related activities in the community, as desired.
2. California State University, Los Angeles will continue to post or announce job opportunities. California State University, Los Angeles' Job Posting Policy system requires postings of all positions up to the Executive level.
3. Require supervisory personnel to submit justification when apparently qualified minority or female employees are passed over for promotion.
4. Review seniority practices to ensure such practices are non-discriminatory and do not have discriminatory effect.
5. All employees are actively encouraged to participate in facilities and company-sponsored social and recreational activities.
6. California State University, Los Angeles will continue to use our formal employee evaluation program. The performance Appraisal is used for annual reviews for all employees.
7. Provide access to job advancement related training courses.
8. Tuition fee waiver for up to two courses per quarter is offered to all permanent full-time and part-time employees who are interested in pursuing an undergraduate degree or an advance degree, with certain limitations.

CHAPTER 10: INTERNAL AUDIT AND REPORTING
41 C.F.R. § 60-2.17(d)

Inherent in the AAP is the need for periodic self-assessment of problems encountered, corrective action taken, and progress made. Self-evaluation requires complex record keeping systems on applicants, employees, and components of the AAP itself. Periodic reports from supervisors, department managers, the Associate Vice President, HRM, and other relevant persons are required.

The objective of all record keeping systems to be implemented is to assess the results of past actions, trends, the appropriateness of goals and objectives, the appropriateness and relevancy of identified solutions to problems, and the adequacy of the Plan as a whole. In addition, a further objective is to identify the proper corrective actions to be made to all components.

In order to fully achieve the objectives of such a record keeping system, the results of it must lead to follow-up through feedback to managers, supervisors, and staff, through reallocation of resources, through modifications to plans and the record keeping system itself, through appropriate recognition of personal achievements as well as punitive actions for discriminatory acts. For any identified deficiencies, appropriate corrective action will be identified and implemented.

The records that are maintained are the basis for updating the affirmative action plan, including revising the availability data and establishing annual numerical goals. The internal audit and reporting system is used as the basis for evaluating systemic, results-oriented programs and affirmative action efforts.

The California State University, Los Angeles auditing and reporting system periodically measures the effectiveness of its total affirmative action program. The Associate Vice President, HRM:

1. Monitors records of all personnel activity, including referrals, placements, transfers, promotions, terminations, and compensation, at all levels to ensure the nondiscriminatory policy is carried out;
2. Requires internal reporting on a scheduled basis as to the degree to which equal employment opportunity and organizational objectives are attained;
3. Reviews report results with all levels of management; and
4. Advises top management of program effectiveness and submit recommendations to improve unsatisfactory performance.

CALIFORNIA STATE UNIVERSITY, LOS ANGELES

**PART II: AFFIRMATIVE ACTION PLAN FOR PROTECTED VETERANS AND
INDIVIDUALS WITH DISABILITIES**

FOR

JANUARY 1, 2017 – DECEMBER 31, 2017

PART II

AAP FOR PROTECTED VETERANS AND INDIVIDUALS WITH DISABILITIES

TABLE OF CONTENTS

CHAPTER A:	POLICY STATEMENT 41 C.F.R. §§ 60-300.44(a); 60-741.44(a)
CHAPTER B:	REVIEW OF PERSONNEL PROCESSES 41 C.F.R. §§ 60-300.44(b); 60-741.44(b)
CHAPTER C:	PHYSICAL AND MENTAL QUALIFICATIONS 41 C.F.R. §§ 60-300.44(c); 60-741.44(c)
CHAPTER D:	REASONABLE ACCOMMODATION TO PHYSICAL AND MENTAL LIMITATIONS 41 C.F.R. §§ 60-300.44(d); 60-741.44(d)
CHAPTER E:	HARASSMENT 41 C.F.R. §§ 60-300.44(e); 60-741.44(e)
CHAPTER F:	EXTERNAL DISSEMINATION OF POLICY, OUTREACH AND POSITIVE RECRUITMENT 41 C.F.R. §§ 60-300.44(f); 60-741.44(f)
CHAPTER G:	INTERNAL DISSEMINATION OF POLICY 41 C.F.R. §§ 60-300.44(g); 60-741.44(g)
CHAPTER H:	AUDIT AND REPORTING SYSTEM 41 C.F.R. §§ 60-300.44(h); 60-741.44(h)
CHAPTER I:	RESPONSIBILITY FOR IMPLEMENTATION 41 C.F.R. §§ 60-300.44(i); 60-741.44(i)
CHAPTER J:	TRAINING 41 C.F.R. §§ 60-300.44(j); 60-741.44(j)
CHAPTER K:	DATA COLLECTION ANALYSIS 41 C.F.R. §§ 60-300.44(k); 60-741.44(k)
CHAPTER L:	COMPENSATION 41 C.F.R. §§ 60-300.21(i); 60-741.21(i)

CHAPTER A: POLICY STATEMENT
41 C.F.R. §§ 60-300.44(a); 60-741.44(a)

It is the policy of California State University, Los Angeles and my personal commitment that equal employment opportunity be provided in the employment and advancement for all persons regardless of race, religion, color, national origin, sex, age, sexual orientation/gender identity and status as a protected veteran or individual with a disability at all levels of employment, including the executive level. California State University, Los Angeles does not and will not discriminate against any applicant or employee regardless of race, religion, color, national origin, sex, age, sexual orientation/gender identity and status as a protected veteran and/or individual with a disability to any position for which the applicant or employee is qualified. In addition, California State University, Los Angeles is committed to a policy of taking affirmative action to employ and advance in employment qualified protected veteran employees. Such affirmative action shall apply to all employment practices, including, but not limited to hiring, upgrading, demotion or transfer, recruitment, recruitment advertising, layoff or termination, rates of pay or other forms of compensation, and selection for training, including apprenticeship and on-the-job training. Decisions related to personnel policies and practices shall be made on the basis of an individual's capacity to perform a particular job and the feasibility of any necessary job accommodation. California State University, Los Angeles will make every effort to provide reasonable accommodations to any physical and mental limitations of individuals with disabilities and to disabled veterans.

Employees and applicants shall not be subjected to harassment, intimidation, threats, coercion or discrimination because they have engaged in or may engage in any activity protected by state, federal or local anti-discrimination laws including the following activities:


- (1) Filing a complaint;
- (2) Assisting or participating in an investigation, compliance evaluation, hearing, or any other activity related to the administration of the affirmative action provisions of the Vietnam Era Veterans' Readjustment Assistance Act of 1974, as amended (VEVRAA) or any other Federal, state or local law requiring equal opportunity for disabled veterans, recently separated veterans, active wartime or campaign badge veterans, or Armed Forces service medal veterans or Section 503 of the Rehabilitation Act of 1973, as amended (Section 503) or any other federal, state or local law requiring equal opportunity for disabled persons;;
- (3) Opposing any act or practice made unlawful by VEVRAA or its implementing regulations or any other federal, state or local law requiring equal opportunity for disabled veterans, recently separated veterans, active wartime or campaign badge veterans, or Armed Forces service medal veterans or section 503 or its implementing regulations or any other federal, state or local law requiring equal opportunity for disabled persons; or
- (4) Exercising any other right protected by VEVRAA or Section 503 or their implementing regulations.

Our obligations in this area stem from not only adherence to various state and federal regulations, but also from our commitment as an employer in this community to provide job opportunities to all persons regardless of race, religion, color, national origin, sex, age, sexual orientation/gender identity and status as a protected veteran or an individual with disability. California State University, Los Angeles' EEO policy and affirmative action obligations include my full support as University President.

California State University, Los Angeles will also continually design and implement audit and reporting systems that will measure the effectiveness and the compliance of the AAP, identify the need for remedial actions, determine if objectives were attained, and determine if opportunities to participate in company-sponsored activities were extended to all employees and applicants.

California State University, Los Angeles is also committed to abiding with the Pay Transparency Nondiscrimination Provisions and therefore, will not discharge or in any other manner discriminate against employees or applicants because they have inquired about, discussed, or disclosed their own pay or the pay of another employee or applicant. California State University, Los Angeles' employees who have access to the compensation information of other employees or applicants as part of their essential job functions are informed and trained to not disclose the pay of other employees or applicants to individuals who do not otherwise have access to compensation information, unless the disclosure is (a) a response to a formal complaint or charge; (b) in furtherance of an investigation, proceeding, hearing, or action, including an investigation conducted by the employer, or (c) consistent with California State University, Los Angeles' legal duty to furnish the information.

If you have any questions regarding our equal employment opportunity, harassment policies or the complaint procedure, you may contact your local Human Resources representative. Parts of the Affirmative Action Plan may be reviewed, as appropriate, by making an appointment with a local Human Resources representative.



(Signature)

William A. Covino
President

Date: 12/20/16

CHAPTER B: REVIEW OF PERSONNEL PROCESSES
41 C.F.R. §§ 60-300.44(b); 60-741.44(b)

To ensure that all personnel activities are conducted in a job-related manner which provides and promotes equal employment opportunity for all known protected veterans and employees and applicants with disabilities, reviews are periodically made of the University's examination and selection methods to identify barriers to employment, training, and promotion.

- 1) California State University, Los Angeles periodically conduct a review of its employment processes to ensure thorough and systematic consideration of the job qualifications of 1) known protected veteran applicants and employees; and 2) applicants and employees with disabilities for job vacancies filled either by external hiring or internal promotions/transfers, as well as for all training opportunities available. In order to determine whether an individual is qualified for a particular job, a close examination of the content of the job is made, as well as a review of the job qualifications of known protected veterans and individuals with disabilities, both applicants and employees. In determining the qualifications of a protected veteran, consideration is given only to that portion of the military record, including discharge papers, relevant to the job qualifications for which the veteran is being considered.
- 2) The University ensures that its personnel processes do not stereotype individuals with disabilities or protected veterans in a manner which limits their access to jobs for which they are qualified.
- 3) The University ensures that applicants and employees with disabilities have equal access to its personnel processes, including those implemented through information and communication technologies.
- 4) The University provides reasonable accommodations, unless such accommodations will cause undue hardship to the company, to applicants and employees with disabilities to ensure that equal employment opportunity are extended in the operation of its personnel processes.
- 5) The University ensures that information and communications systems are accessible to all employees and applicants with disabilities even in the absence of a specific request for accommodation.

CHAPTER C: PHYSICAL AND MENTAL QUALIFICATIONS
41 C.F.R. §§ 60-300.44(c); 60-741.44(c)

To ensure that all physical and mental qualifications and requirements are job-related and promote equal employment opportunity for all known protected veterans and employees and applicants with qualified disabilities, reviews are periodically made of the University's physical and mental qualifications and requirements as they relate to employment, training, and promotion.

The Company's physical and mental job requirements are reviewed to determine whether or not they are job-related and consistent with business necessity and safe performance on the job.

Schedule for Review: Any previously reviewed classification will be reviewed again if there is a change in working conditions which affects the job's physical or mental requirements (e.g., new requirements, new equipment, etc.)

**CHAPTER D: REASONABLE ACCOMMODATION TO PHYSICAL AND MENTAL
LIMITATIONS**

41 C.F.R §§ 60-300.44(d); 60-741.44(d)

California State University, Los Angeles will make every effort to provide reasonable accommodations to physical and mental limitations of applicants and employees with disabilities or who are disabled veterans unless it can demonstrate that the accommodations would impose an undue hardship on the operation of business. Such reasonable accommodations are implemented in the company's electronic and/or online application systems. The University ensures that qualified applicants and employees with disabilities, who are unable to fully utilize the system, are provided equal opportunities to apply and be considered for all jobs. California State University, Los Angeles will confidentially review performance issues of employees with known disabilities to determine whether a reasonable accommodation is needed when: 1) the employee is having significant difficulty with job performance, and 2) it is reasonable to conclude that the problem is related to the known disability.

Employees may also contact the following at any time to formally request an accommodation:

Name: Mariel S. Mulet

Title: Director, Office for Equity, Diversity and Inclusion

Phone: (323) 343-3040

Email: Mariel.Mulet@calstatela.edu

CHAPTER E: HARASSMENT
41 C.F.R. §§ 60-300.44(e); 60-741.44(e)

California State University, Los Angeles has developed and implemented a set of procedures to ensure that its employees with disabilities and protected veterans are not harassed due to those conditions. A copy of the sexual harassment policy, which includes a section prohibiting harassment of individuals with disabilities or protected veterans is available for distribution to new as well as to existing employees.

**CHAPTER F: EXTERNAL DISSEMINATION OF POLICY, OUTREACH AND
POSITIVE RECRUITMENT**
41 C.F.R. §§ 60-300.44(f); 60-741.44(f)

Based upon the University's review of its personnel policies as described in Chapter B, the following activities will be implemented or continued to further enhance our affirmative action efforts. All activities are the responsibility of the Associate Vice President, HRM.

- 1) Initiate and maintain communication with organizations having special interests in the recruitment of and job accommodations for protected veterans and individuals with disabilities.
- 2) Disseminate information concerning employment opportunities to radio and television stations, and to publications that primarily reach protected veterans and individuals with disabilities.
- 3) Provide information emphasizing job opportunities for protected veterans and individuals with disabilities to all local educational institutions, public and private.
- 4) Inform all recruiting sources, in writing and orally, of the University's affirmative action policy for protected veterans and individuals with disabilities.
- 5) List with the State Employment Development Department all suitable job openings.

The exemptions for posting jobs are when positions are,

- (1) executive and top management positions,
- (2) positions that will be filled from within the contractor's organization,
- (3) and positions lasting three days or less.

This is an on-going activity. A listing of job opportunities reported to the local State Employment Service Delivery System is always kept current.

- 6) Send written notification of the University's affirmative action policy to all subcontractors, vendors, and suppliers requesting appropriate action on their part. This includes their obligation to annually file their EEO Reporting form and VETS-4212 form and, for employers with 50 or more employees and contracts of \$50,000 or more, their obligation to develop a written affirmative action plan.
- 7) Participate and employ veterans under work study programs with Veterans' Administration.

CHAPTER G: INTERNAL DISSEMINATION OF POLICY
41 C.F.R. §§ 60-300.44(g); 60-741.44(g)

In order to gain positive support and understanding for the affirmative action program for protected veterans and individuals with disabilities California State University, Los Angeles will implement or continue to implement the following internal dissemination procedures, all of which are the responsibility of the Equity, Diversity and Inclusion Director. The following policies and procedures are designed to foster support and understanding from California State University, Los Angeles' executive staff, management, supervisors, and other employees in an effort to encourage all employees to take the necessary actions to aid California State University, Los Angeles in meeting its obligations.

- 1) Include the policy in the University's policy manual and other in-house publications.
- 2) Conduct special meetings with executive, management, and supervisory personnel to explain the intent of the policy and individual responsibility for effective implementation, making clear the University President' attitude.
- 3) Schedule training sessions for all employees involved in recruiting, selection, promotion, and other related employment issues for protected veterans and individuals with disabilities.
- 4) Discuss the policy thoroughly in both employee orientation and management training programs.
- 5) Inform union officials of the contractor's policy, and request their cooperation.
- 6) Include non-discrimination clauses in all union agreements, and review all contractual provisions to ensure they are non-discriminatory.
- 7) Include articles on accomplishments of protected veterans and workers with disabilities in Company publications.
- 8) Post the policy on Company bulletin boards, along with the University's harassment policy which includes protection from harassment on the basis of disability.
- 9) When employees are featured in employee handbooks or similar publications for employees, include employees with disabilities.

CHAPTER H: AUDIT AND REPORTING SYSTEM
41 C.F.R. §§ 60-300.44(h); 60-741.44(h)

California State University, Los Angeles has developed and currently implements an audit and reporting system that addresses the following:

- 1) Measures the effectiveness of California State University, Los Angeles' overall affirmative action program and whether the company is in compliance with specific obligations.
- 2) Indicates the need for remedial action. Any corrective actions will be the responsibility of the Equity, Diversity and Inclusion Director.
- 3) Measures the degree to which California State University, Los Angeles' objectives are being met.
- 4) Whether there are any undue hurdles for individuals with disabilities and protected veterans regarding company sponsored educational, training, recreational, and social activities. This will also include, but not limited, to the review of the on-line and electronic application system to determine their accessibility and ensuring that procedures to request for accommodations are prominently displayed and that individuals with disabilities can readily obtain the needed accommodation.

CHAPTER I: RESPONSIBILITY FOR IMPLEMENTATION
41 C.F.R. §§ 60-300.44(i); 60-741.44(i)

As part of its efforts to ensure equal employment opportunity to protected veterans and individuals with disabilities, California State University, Los Angeles has designated specific responsibilities to various staff to ensure the AAP focuses on all components of the employment system. To that end, the University President, Associate Vice President, HRM, Equity, Diversity and Inclusion Director, and those employed as supervisors and managers have undertaken the responsibilities described below.

University President

The University President is responsible for providing top management support for the University's AAP. This person issues a memo annually to reaffirm the University's Equal Employment Opportunity Policy and to make known to all employees and applicants the commitment of Senior Management to EEO and affirmative action. Additional responsibilities include, but are not limited to:

- 1) Designating appropriate personnel with the responsibility for overseeing, administering, implementing, and monitoring the University's AAP. Ensuring that these personnel are identified in writing by name and job title.
- 2) Ensuring that designated personnel responsible for all AAP components are given the necessary authority and top management support and staffing to successfully implement their assigned responsibilities.
- 3) Imparting the personal direction that ensures total involvement and commitment to equal employment opportunity programs through California State University, Los Angeles' AAP.

Associate Vice President, HRM

The Associate Vice President, HRM is responsible for overall supervision of the AAP and ensures, through the Equity, Diversity and Inclusion Director, and department managers and supervisors, that all relevant policies and procedures are adhered to. Successful implementation of this program is a basis for evaluating the Associate Vice President, HRM's effective work performance. Responsibilities include, but are not limited to, the following:

- 1) Presenting all needed recommendations and procedural changes to Senior Management concerning EEO and affirmative action and ensuring that Senior Management is kept informed of the University's compliance status.
- 2) Maintaining Company-wide management support and cooperation for the University's AAP.
- 3) Collaborating with Senior Management on EEO and AAP issues.

- 4) Assisting line management in arriving at solutions to EEO/AA problems.
- 5) Reviewing results of audit and reporting systems to assess the effectiveness of the University's AA programs and to direct corrective actions where necessary.
- 6) Ensuring that the AAP is updated annually for all establishments.
- 7) Providing guidance to managers and supervisors in taking proper action to prevent employees from being harassed in any way, through one-on-one contact, training, and disciplinary action.
- 8) Providing guidance and direction to the Equity, Diversity and Inclusion Director.
- 9) Ensuring that relevant staff, (i.e., Equity, Diversity and Inclusion Director, managers, and supervisors) are aware that their work performance is being evaluated in part on the basis of their equal employment opportunity efforts and results.
- 10) Reviewing the qualifications of all employees to ensure equitable opportunity, based on job-related employment practices, is given to all for transfers and promotions.
- 11) Conducting periodic audits of: 1) training programs and hiring and promotion patterns to remove impediments to the attainment of AAP goals and objectives, and 2) the University's sponsored educational, training, recreational, and social activities to ensure that all employees are encouraged to participate in accordance with policies on non-discrimination. Determine whether known protected veterans and employees with disabilities have had the opportunity to participate in all Company-sponsored educational, training, recreation and social activities.
- 12) Reviewing all job descriptions and specifications to ensure they are free of discriminatory provisions and artificial barriers. Ensuring that all requirements are job-related, that they are realistic, and that they reflect the actual work requirements of the essential job duties.
- 13) Ensuring the University's VETS-4212 form is filed annually with the Veterans' Employment and Training Service (VETS).

Equity, Diversity and Inclusion Director

The Equity, Diversity and Inclusion Director is responsible for ensuring that the directives of the University President and Associate Vice President, HRM are implemented. Duties include, but are not limited to, the following:

- 1) Providing direction to the University's employees, as necessary, to carry out all actions required to meet the University's equal employment opportunity and affirmative action commitments.

- 2) Responsible for the design and effective implementation of the AAP at all establishments.
- 3) Developing, implementing, and maintaining audit and reporting systems to measure effectiveness of equal employment opportunity programs, including those that will
 - a) Indicate need for remedial action,
 - b) Determine degree to which goals and objectives have been obtained.
- 4) Advising management in the modification and development of the University's policies to ensure the enhancement of equal employment opportunity for all employees and potential employees within existing equal employment opportunity guidelines.
- 5) Identifying problem areas and establishing procedures, goals and objectives to solve these problems.
- 6) Providing guidelines in the development, preparation, and implementation of career counseling programs for known protected veterans and employees with disabilities.
- 7) Conducting periodic audits to ensure all required posters and those advertising the University's equal employment opportunity policies and AAP, as well as the Invitation to Self-Identify for covered veterans and individuals with disabilities, are displayed and that the University's equal employment opportunity and AAP policies are being thoroughly communicated.
- 8) Ensure that employees are re-surveyed regarding their disability status every five (5) years and send out reminders to employees, at least once during the five (5) year intervals, that they may voluntarily update their disability status at any time.
- 9) Developing policy statements, affirmative action programs, internal and external communication techniques.
- 10) Assisting line management in arriving at solutions to problems.
- 11) Serving as the liaison between California State University, Los Angeles and enforcement agencies.
- 12) Keeping management informed of the latest developments in the equal employment opportunity area.
- 13) Reviewing, reporting on, and updating the AAP annually in accordance with stated policy. Informing employees and applicants of significant changes.

- 14) Working closely with the Associate Vice President, HRM and department managers and supervisors in coordinating the effective implementation of all identified affirmative actions.
- 15) Assisting in review and revision of all policies, procedures, and rules to ensure they are not in violation of federal or state laws and regulations.
- 16) Responsible for ensuring overall the University's compliance with the AAP.

Managers and Supervisors

In their direct day-to-day contact with the University's employees, managers and supervisors have assumed certain responsibilities to help California State University, Los Angeles ensure compliance with equal employment opportunity programs and effective implementation of the AAP. These include, but are not limited to the following:

- 1) Aggressively adhering to the University's equal employment opportunity policy.
- 2) Supporting and assisting the Associate Vice President, HRM and Equity, Diversity and Inclusion Director in developing, maintaining, and successfully implementing the AAP.
- 3) Taking action to prevent harassment of employees placed through affirmative action efforts.
- 4) Assigning employees to significant jobs that might lead to greater personal growth and value, and counsel them with respect to what is needed for upward mobility within the employment structure.
- 5) Ensuring that all interviews, offers of employment and/or wage commitments are consistent with the University's policy.
- 6) Implementing the internal promotion and transfer of all employees under their supervision consistent with AAP goals and objectives.
- 7) Assisting in identifying problem areas and providing needed information for establishing and meeting department affirmative action goals and objectives.
- 8) Seeking and sharing information on feasible accommodations which have been or could be made for known disabilities.

CHAPTER J: TRAINING
41 C.F.R. §§ 60-300.44(j); 60-741.44(j)

California State University, Los Angeles trains all employees involved in any way with the recruitment, selection, promotion, disciplinary actions, training, and related processes of individuals with disabilities or protected veterans to ensure commitment to the company's stated affirmative action goals.

CHAPTER K: DATA COLLECTION ANALYSIS
41 C.F.R. §§ 60-300.44(k); 60-741.44(k)

California State University, Los Angeles has adopted the current national percentage of veterans in the civilian labor force of 6.9% as its hiring benchmark for protected veterans. California State University, Los Angeles will update its hiring benchmark as new data is published and updated via the OFCCP's website. The 6.9% hiring benchmark is applied to each job group within California State University, Los Angeles.

California State University, Los Angeles also adopted the current national utilization goal of 7.0% for qualified individuals with disabilities. California State University, Los Angeles will update its utilization goal as new data becomes available, updated and published. The 7.0% utilization goal is applied to each job group within California State University, Los Angeles.

Goals and/or benchmarks do not require that California State University, Los Angeles hire, promote, train, and/or retain a specified number of individuals with disabilities and/or protected veterans. These goals/benchmarks are not rigid and inflexible quotas which must be met, but are instead targets reasonably attainable by means of applying every good faith effort to make all aspects of the entire AAP work. A goal is a guidepost against which California State University, Los Angeles, a community group, or a compliance agency can measure progress in remedying identified deficiencies in California State University, Los Angeles' workforce.

California State University, Los Angeles has collected the required data and conducted studies to identify areas of opportunities in the employment of protected veterans and individuals with disabilities. California State University, Los Angeles will continue to monitor and update these studies periodically during each AAP year. In each case where the hiring benchmark for protected veterans and/or the utilization goal for individuals with disabilities are not met, affirmative actions, as appropriate, will be taken consistent with the activities mentioned in Chapter F (External Dissemination of Policy and Outreach and Positive Recruitment) and measures described in Chapter H (Internal Audit and Reporting) of this AAP.

See the *Hiring Benchmark and Utilization Goals Analyses*.

CHAPTER L: COMPENSATION
41 C.F.R. §§ 60-300.21(i); 60-741.21(i)

It is the policy of California State University, Los Angeles that when offering employment or promotion to protected veterans or individuals with disabilities, the amount of compensation offered will not be reduced because of any disability income, pension, or other benefit the applicant or employee receives from another source.

California State University, Los Angeles is also committed to abiding with the Pay Transparency Nondiscrimination Provisions. Employees or applicants who have inquired about, discussed, or disclosed their own pay or the pay of another employee or applicant will not be discharged or in any other manner be discriminated. Employees who have access to the compensation information of other employees or applicants as part of their essential job functions are informed and trained to not disclose the pay of other employees or applicants to individuals who do not otherwise have access to compensation information, unless the disclosure is (a) a response to a formal complaint or charge; (b) in furtherance of an investigation, proceeding, hearing, or action, including an investigation conducted by the employer, or (c) consistent with California State University, Los Angeles' legal duty to furnish the information.

California State University, Los Angeles

Snapshot Date: 11/01/2016

Workforce Analysis

Organizational Unit: AA Faculty Affairs

Job Code	JobTitle	Total		Total								
		EMP	MIN	EMP	W	AA	H	A	NA	PI	2+	
1170	Cnfdntl Office Support 12 Mo	1	0	Male	0	0	0	0	0	0	0	0
				Female	1	1	0	0	0	0	0	
1038	Admin Analyst/Splclst 12 Mo	1	1	Male	0	0	0	0	0	0	0	
				Female	1	0	0	1	0	0	0	
3306	Administrator III	1	0	Male	1	1	0	0	0	0	0	
				Female	0	0	0	0	0	0	0	
3300	Administrator IV	1	0	Male	1	1	0	0	0	0	0	
				Female	0	0	0	0	0	0	0	
Grand Total #		4	1	Male #	2	2	0	0	0	0	0	
Grand Total %			25.0	Male %	50.0	50.0	0.0	0.0	0.0	0.0	0.00	
				Female #	2	1	0	1	0	0	0	
				Female%	50.0	25.0	0.0	25.0	0.0	0.0	0.00	

California State University, Los Angeles

Snapshot Date: 11/01/2016

Workforce Analysis

Organizational Unit: AASE

Job Code	JobTitle	Total		Total									
		EMP	MIN	EMP	W	AA	H	A	NA	PI	2+		
1035	Admin Support Coord 12 Mo	2	2	Male	0	0	0	0	0	0	0	0	0
				Female	2	0	0	0	2	0	0	0	0
2358 - AASE	Lecturer AY	19	11	Male	6	4	0	0	2	0	0	0	0
				Female	13	4	1	2	6	0	0	0	0
2360 - AASE	Instr Fac AY	17	9	Male	8	5	1	2	0	0	0	0	0
				Female	9	3	0	2	4	0	0	0	0
2481 - AASE	Dept Chair 12 Mo	1	0	Male	0	0	0	0	0	0	0	0	0
				Female	1	1	0	0	0	0	0	0	0
Grand Total #		39	22	Male #	14	9	1	2	2	0	0	0	0
Grand Total %			56.4	Male %	35.9	23.1	2.6	5.1	5.1	0.0	0.00	0.00	0.00
				Female #	25	8	1	4	12	0	0	0	0
				Female%	64.1	20.5	2.6	10.3	30.8	0.0	0.00	0.00	0.00

California State University, Los Angeles

Snapshot Date: 11/01/2016

Workforce Analysis

Organizational Unit: Academic Advisement Center-ULS

Job Code	JobTitle	Total		Total								
		EMP	MIN	EMP	W	AA	H	A	NA	PI	2+	
1032	Admin Support Assistant 12 Mo	1	1	Male	0	0	0	0	0	0	0	0
				Female	1	0	0	1	0	0	0	0
2358 - Academic Advisement Center-ULS	Lecturer AY	2	2	Male	0	0	0	0	0	0	0	0
				Female	2	0	0	1	1	0	0	0
3082	SSP II	6	6	Male	3	0	0	3	0	0	0	0
				Female	3	0	0	1	1	0	0	1
1035	Admin Support Coord 12 Mo	1	0	Male	1	1	0	0	0	0	0	0
				Female	0	0	0	0	0	0	0	0
3312	Administrator II	1	1	Male	0	0	0	0	0	0	0	0
				Female	1	0	0	0	1	0	0	0
Grand Total #		11	10	Male #	4	1	0	3	0	0	0	0
Grand Total %			90.9	Male %	36.4	9.1	0.0	27.3	0.0	0.0	0.00	0.00
				Female #	7	0	0	3	3	0	0	1
				Female%	63.6	0.0	0.0	27.3	27.3	0.0	0.00	9.1

California State University, Los Angeles

Snapshot Date: 11/01/2016

Workforce Analysis

Organizational Unit: Academic Senate

Job Code	JobTitle	Total		Total								
		EMP	MIN	EMP	W	AA	H	A	NA	PI	2+	
1035	Admin Support Coord 12 Mo	1	1	Male	0	0	0	0	0	0	0	0
				Female	1	0	0	0	1	0	0	0
1036	Admin Analyst/Splclst 10/12	1	1	Male	0	0	0	0	0	0	0	0
				Female	1	0	1	0	0	0	0	0
Grand Total #		2	2	Male #	0	0	0	0	0	0	0	0
Grand Total %			100.0	Male %	0.0	0.0	0.0	0.0	0.0	0.0	0.00	0.00
				Female #	2	0	1	0	1	0	0	0
				Female%	100.0	0.0	50.0	0.0	50.0	0.0	0.00	0.0

California State University, Los Angeles

Snapshot Date: 11/01/2016

Workforce Analysis

Organizational Unit: Academic Technology

Job Code	JobTitle	Total		Total								
		EMP	MIN	EMP	W	AA	H	A	NA	PI	2+	
1038	Admin Analyst/Spclst 12 Mo	2	1	Male	1	0	0	1	0	0	0	0
				Female	1	1	0	0	0	0	0	
3312	Administrator II	1	1	Male	0	0	0	0	0	0	0	
				Female	1	0	0	0	1	0	0	
3306	Administrator III	1	1	Male	1	0	0	0	0	0	1	
				Female	0	0	0	0	0	0	0	
Grand Total #		4	3	Male #	2	0	0	1	0	0	0	1
Grand Total %			75.0	Male %	50.0	0.0	0.0	25.0	0.0	0.0	0.00	25.00
				Female #	2	1	0	0	1	0	0	0
				Female%	50.0	25.0	0.0	0.0	25.0	0.0	0.00	0.0

California State University, Los Angeles

Snapshot Date: 11/01/2016

Workforce Analysis

Organizational Unit: Accounting Department

Job Code	JobTitle	Total		Total								
		EMP	MIN	EMP	W	AA	H	A	NA	PI	2+	
2358 - Accounting Department	Lecturer AY	16	9	Male	12	5	2	1	4	0	0	0
				Female	4	2	0	0	2	0	0	
2360 - Accounting Department	Instr Fac AY	15	10	Male	7	3	0	0	4	0	0	0
				Female	8	2	2	0	3	0	0	1
2481 - Accounting Department	Dept Chair 12 Mo	1	0	Male	0	0	0	0	0	0	0	0
				Female	1	1	0	0	0	0	0	0
Grand Total #		32	19	Male #	19	8	2	1	8	0	0	0
Grand Total %			59.4	Male %	59.4	25.0	6.3	3.1	25.0	0.0	0.00	0.00
				Female #	13	5	2	0	5	0	0	1
				Female%	40.6	15.6	6.3	0.0	15.6	0.0	0.00	3.1

California State University, Los Angeles

Snapshot Date: 11/01/2016

Workforce Analysis

Organizational Unit: Administrative Technology

Job Code	JobTitle	Total		Total								
		EMP	MIN	EMP	W	AA	H	A	NA	PI	2+	
420	Info Tech Consultant 12 Mo	6	4	Male	5	2	0	0	3	0	0	0
				Female	1	0	0	0	1	0	0	0
3318	Administrator I	1	0	Male	1	1	0	0	0	0	0	0
				Female	0	0	0	0	0	0	0	0
3312	Administrator II	2	1	Male	0	0	0	0	0	0	0	0
				Female	2	1	0	0	1	0	0	0
Grand Total #		9	5	Male #	6	3	0	0	3	0	0	0
Grand Total %			55.6	Male %	66.7	33.3	0.0	0.0	33.3	0.0	0.00	0.00
				Female #	3	1	0	0	2	0	0	0
				Female%	33.3	11.1	0.0	0.0	22.2	0.0	0.00	0.0

California State University, Los Angeles

Snapshot Date: 11/01/2016

Workforce Analysis

Organizational Unit: Admissions

Job Code	JobTitle	Total		Total								
		EMP	MIN	EMP	W	AA	H	A	NA	PI	2+	
1032	Admin Support Assistant 12 Mo	9	9	Male	3	0	0	3	0	0	0	0
				Female	6	0	2	3	1	0	0	0
1035	Admin Support Coord 12 Mo	2	2	Male	0	0	0	0	0	0	0	0
				Female	2	0	0	2	0	0	0	0
2632	Evaluator I	7	5	Male	2	1	0	0	1	0	0	0
				Female	5	1	0	4	0	0	0	0
1038	Admin Analyst/Spclst 12 Mo	2	2	Male	0	0	0	0	0	0	0	0
				Female	2	0	0	2	0	0	0	0
2633	Evaluator II	5	4	Male	2	0	0	0	2	0	0	0
				Female	3	1	0	1	1	0	0	0
3082	SSP II	1	1	Male	0	0	0	0	0	0	0	0
				Female	1	0	0	1	0	0	0	0
3318	Administrator I	1	1	Male	1	0	0	1	0	0	0	0
				Female	0	0	0	0	0	0	0	0
3312	Administrator II	1	1	Male	1	0	0	1	0	0	0	0
				Female	0	0	0	0	0	0	0	0
Grand Total #		28	25	Male #	9	1	0	5	3	0	0	0
Grand Total %			89.3	Male %	32.1	3.6	0.0	17.9	10.7	0.0	0.00	0.00
				Female #	19	2	2	13	2	0	0	0
				Female%	67.9	7.1	7.1	46.4	7.1	0.0	0.00	0.0

California State University, Los Angeles

Snapshot Date: 11/01/2016

Workforce Analysis

Organizational Unit: Alumni Affairs

Job Code	JobTitle	Total		Total								
		EMP	MIN	EMP	W	AA	H	A	NA	PI	2+	
1038	Admin Analyst/Spclst 12 Mo	2	2	Male	0	0	0	0	0	0	0	0
				Female	2	0	0	1	1	0	0	0
3312	Administrator II	1	1	Male	0	0	0	0	0	0	0	0
				Female	1	0	0	1	0	0	0	0
Grand Total #		3	3	Male #	0	0	0	0	0	0	0	0
Grand Total %			100.0	Male %	0.0	0.0	0.0	0.0	0.0	0.0	0.00	0.00
				Female #	3	0	0	2	1	0	0	0
				Female%	100.0	0.0	0.0	66.7	33.3	0.0	0.00	0.0

California State University, Los Angeles

Snapshot Date: 11/01/2016

Workforce Analysis

Organizational Unit: Animal Care

Job Code	JobTitle	Total		Total								
		EMP	MIN	EMP	W	AA	H	A	NA	PI	2+	
1577	Instructional Support Asst I	2	2	Male	1	0	0	1	0	0	0	0
				Female	1	0	0	1	0	0	0	0
1617	Instructional Support Tech II	1	1	Male	0	0	0	0	0	0	0	0
				Female	1	0	0	1	0	0	0	0
608	Veterinarian II	1	0	Male	1	1	0	0	0	0	0	0
				Female	0	0	0	0	0	0	0	0
Grand Total #		4	3	Male #	2	1	0	1	0	0	0	0
Grand Total %			75.0	Male %	50.0	25.0	0.0	25.0	0.0	0.0	0.00	0.00
				Female #	2	0	0	2	0	0	0	0
				Female%	50.0	0.0	0.0	50.0	0.0	0.0	0.00	0.0

California State University, Los Angeles

Snapshot Date: 11/01/2016

Workforce Analysis

Organizational Unit: Annual Fund

Job Code	JobTitle	Total		Total								
		EMP	MIN	EMP	W	AA	H	A	NA	PI	2+	
3318	Administrator I	1	0	Male	1	1	0	0	0	0	0	0
				Female	0	0	0	0	0	0	0	0
3312	Administrator II	1	0	Male	0	0	0	0	0	0	0	0
				Female	1	1	0	0	0	0	0	0
Grand Total #		2	0	Male #	1	1	0	0	0	0	0	0
Grand Total %			0.0	Male %	50.0	50.0	0.0	0.0	0.0	0.0	0.00	0.00
				Female #	1	1	0	0	0	0	0	0
				Female%	50.0	50.0	0.0	0.0	0.0	0.0	0.00	0.0

California State University, Los Angeles

Snapshot Date: 11/01/2016

Workforce Analysis

Organizational Unit: Anthropology

Job Code	JobTitle	Total		Total								
		EMP	MIN	EMP	W	AA	H	A	NA	PI	2+	
2355	Graduate Assistant	10	9	Male	2	0	0	2	0	0	0	0
				Female	8	1	1	5	1	0	0	
2354 - Anthropology	Teaching Associate AY	2	1	Male	0	0	0	0	0	0	0	0
				Female	2	1	0	0	0	0	0	1
2358 - Anthropology	Lecturer AY	12	3	Male	3	1	0	1	0	0	0	1
				Female	9	8	0	0	1	0	0	0
1035	Admin Support Coord 12 Mo	1	1	Male	0	0	0	0	0	0	0	0
				Female	1	0	0	1	0	0	0	0
2360 - Anthropology	Instr Fac AY	7	2	Male	1	1	0	0	0	0	0	0
				Female	6	4	0	0	2	0	0	0
2481 - Anthropology	Dept Chair 12 Mo	1	1	Male	1	0	0	1	0	0	0	0
				Female	0	0	0	0	0	0	0	0
Grand Total #		33	17	Male #	7	2	0	4	0	0	0	1
Grand Total %			51.5	Male %	21.2	6.1	0.0	12.1	0.0	0.0	0.00	3.03
				Female #	26	14	1	6	4	0	0	1
				Female%	78.8	42.4	3.0	18.2	12.1	0.0	0.00	3.0

California State University, Los Angeles

Snapshot Date: 11/01/2016

Workforce Analysis

Organizational Unit: Applied Gerontology Institute

Job Code	JobTitle	Total		Total								
		EMP	MIN	EMP	W	AA	H	A	NA	PI	2+	
2481 - Applied Gerontology Institute	Dept Chair 12 Mo	1	1	Male	0	0	0	0	0	0	0	0
				Female	1	0	0	1	0	0	0	0
Grand Total #		1	1	Male #	0	0	0	0	0	0	0	0
Grand Total %			100.0	Male %	0.0	0.0	0.0	0.0	0.0	0.0	0.00	0.00
				Female #	1	0	0	1	0	0	0	0
				Female%	100.0	0.0	0.0	100.0	0.0	0.0	0.00	0.0

California State University, Los Angeles

Snapshot Date: 11/01/2016

Workforce Analysis

Organizational Unit: Art

Job Code	JobTitle	Total		Total								
		EMP	MIN	EMP	W	AA	H	A	NA	PI	2+	
2355	Graduate Assistant	3	3	Male	0	0	0	0	0	0	0	0
				Female	3	0	0	3	0	0	0	0
2354 - Art	Teaching Associate AY	1	0	Male	1	1	0	0	0	0	0	0
				Female	0	0	0	0	0	0	0	0
1032	Admin Support Assistant 12 Mo	1	1	Male	0	0	0	0	0	0	0	0
				Female	1	0	0	1	0	0	0	0
1035	Admin Support Coord 12 Mo	1	1	Male	0	0	0	0	0	0	0	0
				Female	1	0	0	1	0	0	0	0
1615	Instructional Support Tech I	2	0	Male	2	2	0	0	0	0	0	0
				Female	0	0	0	0	0	0	0	0
2358 - Art	Lecturer AY	18	7	Male	4	3	0	0	1	0	0	0
				Female	14	8	0	2	4	0	0	0
2360 - Art	Instr Fac AY	13	4	Male	9	5	1	2	0	0	1	0
				Female	4	4	0	0	0	0	0	0
2481 - Art	Dept Chair 12 Mo	1	1	Male	0	0	0	0	0	0	0	0
				Female	1	0	0	0	1	0	0	0
Grand Total #		40	17	Male #	16	11	1	2	1	0	1	0
Grand Total %			42.5	Male %	40.0	27.5	2.5	5.0	2.5	0.0	2.50	0.00
				Female #	24	12	0	7	5	0	0	0
				Female%	60.0	30.0	0.0	17.5	12.5	0.0	0.00	0.0

California State University, Los Angeles

Snapshot Date: 11/01/2016

Workforce Analysis

Organizational Unit: Arts & Letters--Dean

Job Code	JobTitle	Total		Total								
		EMP	MIN	EMP	W	AA	H	A	NA	PI	2+	
1800	Casual Worker	39	35	Male	27	2	3	19	1	2	0	0
				Female	12	2	0	6	2	1	0	1
1035	Admin Support Coord 12 Mo	1	1	Male	0	0	0	0	0	0	0	0
				Female	1	0	0	1	0	0	0	0
1038	Admin Analyst/Splst 12 Mo	3	3	Male	0	0	0	0	0	0	0	0
				Female	3	0	0	3	0	0	0	0
2358 - Arts & Letters--Dean	Lecturer AY	2	1	Male	1	0	1	0	0	0	0	0
				Female	1	1	0	0	0	0	0	0
3082	SSP II	3	3	Male	2	0	1	1	0	0	0	0
				Female	1	0	0	1	0	0	0	0
7013	Equip Tech II, Electronic	2	1	Male	2	1	0	1	0	0	0	0
				Female	0	0	0	0	0	0	0	0
3084	SSP III	1	1	Male	0	0	0	0	0	0	0	0
				Female	1	0	0	1	0	0	0	0
800	Pub Affairs/Comm Spec 12 Mo	1	1	Male	0	0	0	0	0	0	0	0
				Female	1	0	0	0	1	0	0	0
420	Info Tech Consultant 12 Mo	2	1	Male	2	1	0	0	1	0	0	0
				Female	0	0	0	0	0	0	0	0
7023	Equip Tech III, Electronic	1	0	Male	0	0	0	0	0	0	0	0
				Female	1	1	0	0	0	0	0	0
840	Performing Arts Tech 12 Mo	1	0	Male	1	1	0	0	0	0	0	0
				Female	0	0	0	0	0	0	0	0
3312	Administrator II	2	2	Male	0	0	0	0	0	0	0	0
				Female	2	0	1	0	1	0	0	0
3306	Administrator III	2	1	Male	1	1	0	0	0	0	0	0
				Female	1	0	0	0	1	0	0	0

California State University, Los Angeles

Snapshot Date: 11/01/2016

Workforce Analysis

Organizational Unit: Arts & Letters--Dean

Job Code	JobTitle	Total		Total								
		EMP	MIN	EMP	W	AA	H	A	NA	PI	2+	
3300	Administrator IV	2	0	Male	2	2	0	0	0	0	0	0
				Female	0	0	0	0	0	0	0	0
Grand Total #		62	50	Male #	38	8	5	21	2	2	0	0
Grand Total %			80.6	Male %	61.3	12.9	8.1	33.9	3.2	3.2	0.00	0.00
				Female #	24	4	1	12	5	1	0	1
				Female%	38.7	6.5	1.6	19.4	8.1	1.6	0.00	1.6

California State University, Los Angeles

Snapshot Date: 11/01/2016

Workforce Analysis

Organizational Unit: Asian American Studies

Job Code	JobTitle	Total		Total								
		EMP	MIN	EMP	W	AA	H	A	NA	PI	2+	
2360 - Asian American Studies	Instr Fac AY	1	1	Male	1	0	0	0	1	0	0	0
				Female	0	0	0	0	0	0	0	
2481 - Asian American Studies	Dept Chair 12 Mo	1	1	Male	0	0	0	0	0	0	0	0
				Female	1	0	0	0	1	0	0	0
Grand Total #		2	2	Male #	1	0	0	0	1	0	0	0
Grand Total %			100.0	Male %	50.0	0.0	0.0	0.0	50.0	0.0	0.00	0.00
				Female #	1	0	0	0	1	0	0	0
				Female%	50.0	0.0	0.0	0.0	50.0	0.0	0.00	0.0

California State University, Los Angeles

Snapshot Date: 11/01/2016

Workforce Analysis

Organizational Unit: Athletics Department

Job Code	JobTitle	Total		Total																	
		EMP	MIN	EMP	W	AA	H	A	NA	PI	2+										
1800	Casual Worker	24	19	Male	11	3	4	4	0	0	0	0	Female	13	2	4	7	0	0	0	0
8180 - Athletics Department	Athletic Trainer I 12 Mo	2	2	Male	1	0	0	1	0	0	0	0	Female	1	0	0	0	0	0	0	1
1038	Admin Analyst/Splst 12 Mo	1	1	Male	0	0	0	0	0	0	0	0	Female	1	0	0	1	0	0	0	0
2384 - Athletics Department	Coaching Assistant AY	7	4	Male	5	2	1	2	0	0	0	0	Female	2	1	1	0	0	0	0	0
3082	SSP II	2	1	Male	0	0	0	0	0	0	0	0	Female	2	1	0	0	1	0	0	0
1035	Admin Support Coord 12 Mo	1	0	Male	0	0	0	0	0	0	0	0	Female	1	1	0	0	0	0	0	0
2381 - Athletics Department	Coaching Specialist AY	2	2	Male	2	0	1	1	0	0	0	0	Female	0	0	0	0	0	0	0	0
8185 - Athletics Department	Athletic Trainer II 12 Mo	1	0	Male	0	0	0	0	0	0	0	0	Female	1	1	0	0	0	0	0	0
3318	Administrator I	1	1	Male	1	0	1	0	0	0	0	0	Female	0	0	0	0	0	0	0	0
2379 - Athletics Department	Coaching Specialist 12 Mo	3	3	Male	2	0	0	2	0	0	0	0	Female	1	0	0	0	0	1	0	0
3312	Administrator II	3	1	Male	3	2	0	1	0	0	0	0	Female	0	0	0	0	0	0	0	0
2376 - Athletics Department	Coach 12 Mo	1	0	Male	1	1	0	0	0	0	0	0	Female	0	0	0	0	0	0	0	0
2373 - Athletics Department	Head Coach 12 Mo	5	1	Male	2	2	0	0	0	0	0	0	Female	3	2	1	0	0	0	0	0

California State University, Los Angeles

Snapshot Date: 11/01/2016

Workforce Analysis

Organizational Unit: Athletics Department

Job Code	JobTitle	Total		Total								
		EMP	MIN	EMP	W	AA	H	A	NA	PI	2+	
2375 - Athletics Department	Head Coach AY	1	0	Male	0	0	0	0	0	0	0	0
				Female	1	1	0	0	0	0	0	0
3306	Administrator III	3	2	Male	1	1	0	0	0	0	0	0
				Female	2	0	1	0	0	0	0	1
3300	Administrator IV	1	1	Male	1	0	1	0	0	0	0	0
				Female	0	0	0	0	0	0	0	0
Grand Total #		58	38	Male #	30	11	8	11	0	0	0	0
Grand Total %			65.5	Male %	51.7	19.0	13.8	19.0	0.0	0.0	0.00	0.00
				Female #	28	9	7	8	1	1	0	2
				Female%	48.3	15.5	12.1	13.8	1.7	1.7	0.00	3.4

California State University, Los Angeles

Snapshot Date: 11/01/2016

Workforce Analysis

Organizational Unit: Automotive

Job Code	JobTitle	Total		Total								
		EMP	MIN	EMP	W	AA	H	A	NA	PI	2+	
6270	Auto/Equipment Mechanic	2	2	Male	2	0	1	1	0	0	0	0
				Female	0	0	0	0	0	0	0	0
Grand Total #		2	2	Male #	2	0	1	1	0	0	0	0
Grand Total %			100.0	Male %	100.0	0.0	50.0	50.0	0.0	0.0	0.00	0.00
				Female #	0	0	0	0	0	0	0	0
				Female%	0.0	0.0	0.0	0.0	0.0	0.0	0.00	0.00

California State University, Los Angeles

Snapshot Date: 11/01/2016

Workforce Analysis

Organizational Unit: AVP Enrollment Mgt Office

Job Code	JobTitle	Total		Total								
		EMP	MIN	EMP	W	AA	H	A	NA	PI	2+	
1038	Admin Analyst/Spclst 12 Mo	1	1	Male	0	0	0	0	0	0	0	0
				Female	1	0	0	1	0	0	0	0
3312	Administrator II	1	0	Male	0	0	0	0	0	0	0	0
				Female	1	1	0	0	0	0	0	0
3300	Administrator IV	1	0	Male	1	1	0	0	0	0	0	0
				Female	0	0	0	0	0	0	0	0
Grand Total #		3	1	Male #	1	1	0	0	0	0	0	0
Grand Total %			33.3	Male %	33.3	33.3	0.0	0.0	0.0	0.0	0.00	0.00
				Female #	2	1	0	1	0	0	0	0
				Female%	66.7	33.3	0.0	33.3	0.0	0.0	0.00	0.0

California State University, Los Angeles

Snapshot Date: 11/01/2016

Workforce Analysis

Organizational Unit: AVP Facilities and Planning

Job Code	JobTitle	Total		Total								
		EMP	MIN	EMP	W	AA	H	A	NA	PI	2+	
3318	Administrator I	1	1	Male	0	0	0	0	0	0	0	0
				Female	1	0	0	0	1	0	0	
3312	Administrator II	1	0	Male	1	1	0	0	0	0	0	
				Female	0	0	0	0	0	0		
3306	Administrator III	1	0	Male	1	1	0	0	0	0	0	
				Female	0	0	0	0	0	0		
Grand Total #		3	1	Male #	2	2	0	0	0	0	0	
Grand Total %			33.3	Male %	66.7	66.7	0.0	0.0	0.0	0.0	0.00	
				Female #	1	0	0	0	1	0	0	
				Female%	33.3	0.0	0.0	0.0	33.3	0.0	0.00	

California State University, Los Angeles

Snapshot Date: 11/01/2016

Workforce Analysis

Organizational Unit: AVP Financial Services

Job Code	JobTitle	Total		Total								
		EMP	MIN	EMP	W	AA	H	A	NA	PI	2+	
1038	Admin Analyst/Spclst 12 Mo	1	1	Male	0	0	0	0	0	0	0	0
				Female	1	0	0	1	0	0	0	0
3300	Administrator IV	1	1	Male	0	0	0	0	0	0	0	0
				Female	1	0	0	0	1	0	0	0
Grand Total #		2	2	Male #	0	0	0	0	0	0	0	0
Grand Total %			100.0	Male %	0.0	0.0	0.0	0.0	0.0	0.0	0.00	0.00
				Female #	2	0	0	1	1	0	0	0
				Female%	100.0	0.0	0.0	50.0	50.0	0.0	0.00	0.0

California State University, Los Angeles

Snapshot Date: 11/01/2016

Workforce Analysis

Organizational Unit: AVP Student Service Office

Job Code	JobTitle	Total		Total								
		EMP	MIN	EMP	W	AA	H	A	NA	PI	2+	
1035	Admin Support Coord 12 Mo	1	1	Male	0	0	0	0	0	0	0	0
				Female	1	0	0	1	0	0	0	0
3318	Administrator I	1	1	Male	0	0	0	0	0	0	0	0
				Female	1	0	0	1	0	0	0	0
3312	Administrator II	1	0	Male	0	0	0	0	0	0	0	0
				Female	1	1	0	0	0	0	0	0
3306	Administrator III	1	0	Male	0	0	0	0	0	0	0	0
				Female	1	1	0	0	0	0	0	0
Grand Total #		4	2	Male #	0	0	0	0	0	0	0	0
Grand Total %			50.0	Male %	0.0	0.0	0.0	0.0	0.0	0.0	0.00	0.00
				Female #	4	2	0	2	0	0	0	0
				Female%	100.0	50.0	0.0	50.0	0.0	0.0	0.00	0.0

California State University, Los Angeles

Snapshot Date: 11/01/2016

Workforce Analysis

Organizational Unit: Baseline

Job Code	JobTitle	Total		Total								
		EMP	MIN	EMP	W	AA	H	A	NA	PI	2+	
440	Equip Systems Specialist 12 Mo	2	2	Male	2	0	0	1	1	0	0	0
				Female	0	0	0	0	0	0	0	
420	Info Tech Consultant 12 Mo	1	0	Male	0	0	0	0	0	0	0	0
				Female	1	1	0	0	0	0	0	0
Grand Total #		3	2	Male #	2	0	0	1	1	0	0	0
Grand Total %			66.7	Male %	66.7	0.0	0.0	33.3	33.3	0.0	0.00	0.00
				Female #	1	1	0	0	0	0	0	0
				Female%	33.3	33.3	0.0	0.0	0.0	0.0	0.00	0.0

California State University, Los Angeles

Snapshot Date: 11/01/2016

Workforce Analysis

Organizational Unit: Biology and Microbiology

Job Code	JobTitle	Total		Total								
		EMP	MIN	EMP	W	AA	H	A	NA	PI	2+	
2355	Graduate Assistant	9	9	Male	3	0	0	3	0	0	0	0
				Female	6	0	1	2	3	0	0	
1032	Admin Support Assistant 12 Mo	2	2	Male	1	0	0	1	0	0	0	0
				Female	1	0	0	1	0	0	0	
1035	Admin Support Coord 12 Mo	1	1	Male	0	0	0	0	0	0	0	0
				Female	1	0	0	1	0	0	0	
2358 - Biology and Microbiology	Lecturer AY	30	18	Male	19	10	0	4	5	0	0	0
				Female	11	2	0	4	5	0	0	
1617	Instructional Support Tech II	1	1	Male	1	0	1	0	0	0	0	0
				Female	0	0	0	0	0	0	0	
1619	Instructional Support Tech III	4	3	Male	0	0	0	0	0	0	0	0
				Female	4	1	0	1	2	0	0	
2360 - Biology and Microbiology	Instr Fac AY	17	7	Male	9	6	0	1	2	0	0	0
				Female	8	4	0	2	2	0	0	
2481 - Biology and Microbiology	Dept Chair 12 Mo	1	0	Male	1	1	0	0	0	0	0	0
				Female	0	0	0	0	0	0	0	
Grand Total #		65	41	Male #	34	17	1	9	7	0	0	0
Grand Total %			63.1	Male %	52.3	26.2	1.5	13.8	10.8	0.0	0.00	0.00
				Female #	31	7	1	11	12	0	0	0
				Female%	47.7	10.8	1.5	16.9	18.5	0.0	0.00	0.0

California State University, Los Angeles

Snapshot Date: 11/01/2016

Workforce Analysis

Organizational Unit: Budget Office

Job Code	JobTitle	Total		Total								
		EMP	MIN	EMP	W	AA	H	A	NA	PI	2+	
1740	Accounting Technician III	1	1	Male	0	0	0	0	0	0	0	0
				Female	1	0	0	0	1	0	0	0
5284	Sr Budget Analyst	3	3	Male	1	0	0	0	1	0	0	0
				Female	2	0	0	0	2	0	0	0
3312	Administrator II	1	1	Male	1	0	0	0	1	0	0	0
				Female	0	0	0	0	0	0	0	0
Grand Total #		5	5	Male #	2	0	0	0	2	0	0	0
Grand Total %			100.0	Male %	40.0	0.0	0.0	0.0	40.0	0.0	0.00	0.00
				Female #	3	0	0	0	3	0	0	0
				Female%	60.0	0.0	0.0	0.0	60.0	0.0	0.00	0.0

California State University, Los Angeles

Snapshot Date: 11/01/2016

Workforce Analysis

Organizational Unit: Building Services

Job Code	JobTitle	Total		Total								
		EMP	MIN	EMP	W	AA	H	A	NA	PI	2+	
6702	Building Service Engineer	2	2	Male	2	0	0	2	0	0	0	0
				Female	0	0	0	0	0	0	0	
6699	Air Cond/Refrig Mechanic	5	5	Male	5	0	0	3	2	0	0	0
				Female	0	0	0	0	0	0	0	
6700	Sprvsng Building Svc Engrnr	1	0	Male	1	1	0	0	0	0	0	0
				Female	0	0	0	0	0	0	0	
Grand Total #		8	7	Male #	8	1	0	5	2	0	0	0
Grand Total %			87.5	Male %	100.0	12.5	0.0	62.5	25.0	0.0	0.00	0.00
				Female #	0	0	0	0	0	0	0	0
				Female%	0.0	0.0	0.0	0.0	0.0	0.0	0.00	0.0

California State University, Los Angeles

Snapshot Date: 11/01/2016

Workforce Analysis

Organizational Unit: Business and Economics--Dean

Job Code	JobTitle	Total		Total								
		EMP	MIN	EMP	W	AA	H	A	NA	PI	2+	
2355	Graduate Assistant	28	26	Male	15	1	0	0	14	0	0	0
				Female	13	1	0	1	9	0	0	2
1032	Admin Support Assistant 12 Mo	4	3	Male	1	1	0	0	0	0	0	0
				Female	3	0	0	3	0	0	0	0
1035	Admin Support Coord 12 Mo	3	3	Male	0	0	0	0	0	0	0	0
				Female	3	0	0	2	1	0	0	0
2358 - Business and Economics- -Dean	Lecturer AY	14	8	Male	5	1	1	1	1	0	0	1
				Female	9	5	0	2	1	1	0	0
3082	SSP II	5	5	Male	2	0	0	1	1	0	0	0
				Female	3	0	0	2	1	0	0	0
420	Info Tech Consultant 12 Mo	2	2	Male	2	0	0	0	2	0	0	0
				Female	0	0	0	0	0	0	0	0
820	Graphic Designer 12 Mo	1	1	Male	0	0	0	0	0	0	0	0
				Female	1	0	0	0	1	0	0	0
1038	Admin Analyst/Splclst 12 Mo	2	2	Male	0	0	0	0	0	0	0	0
				Female	2	0	0	1	1	0	0	0
3312	Administrator II	2	2	Male	0	0	0	0	0	0	0	0
				Female	2	0	0	2	0	0	0	0
3306	Administrator III	1	1	Male	1	0	0	0	1	0	0	0
				Female	0	0	0	0	0	0	0	0
Grand Total #		62	53	Male #	26	3	1	2	19	0	0	1
Grand Total %			85.5	Male %	41.9	4.8	1.6	3.2	30.6	0.0	0.00	1.61
				Female #	36	6	0	13	14	1	0	2
				Female%	58.1	9.7	0.0	21.0	22.6	1.6	0.00	3.2

California State University, Los Angeles

Snapshot Date: 11/01/2016

Workforce Analysis

Organizational Unit: Business Financial Services

Job Code	JobTitle	Total		Total								
		EMP	MIN	EMP	W	AA	H	A	NA	PI	2+	
1730	Accounting Technician I	4	3	Male	1	0	0	1	0	0	0	0
				Female	3	1	0	0	2	0	0	
1741	Accounting Technician II	6	6	Male	0	0	0	0	0	0	0	0
				Female	6	0	1	2	3	0	0	
1740	Accounting Technician III	7	7	Male	0	0	0	0	0	0	0	0
				Female	7	0	1	2	4	0	0	
4555	Accountant II	3	2	Male	0	0	0	0	0	0	0	0
				Female	3	1	0	0	2	0	0	
3312	Administrator II	3	2	Male	1	0	0	0	1	0	0	0
				Female	2	1	0	0	1	0	0	
3306	Administrator III	1	1	Male	1	0	0	0	1	0	0	0
				Female	0	0	0	0	0	0	0	
Grand Total #		24	21	Male #	3	0	0	1	2	0	0	0
Grand Total %			87.5	Male %	12.5	0.0	0.0	4.2	8.3	0.0	0.00	0.00
				Female #	21	3	2	4	12	0	0	0
				Female%	87.5	12.5	8.3	16.7	50.0	0.0	0.00	0.0

California State University, Los Angeles

Snapshot Date: 11/01/2016

Workforce Analysis

Organizational Unit: Cal State Teach

Job Code	JobTitle	Total		Total								
		EMP	MIN	EMP	W	AA	H	A	NA	PI	2+	
1035	Admin Support Coord 12 Mo	1	1	Male	0	0	0	0	0	0	0	0
				Female	1	0	0	1	0	0	0	0
2630	Credential Analyst II	1	1	Male	0	0	0	0	0	0	0	0
				Female	1	0	0	1	0	0	0	0
2458 - Cal State Teach	Lecturer AY CalState Teach	32	15	Male	8	4	4	0	0	0	0	0
				Female	24	13	4	4	2	0	0	1
2359 - Cal State Teach	Lecturer 12 Mo	1	0	Male	1	1	0	0	0	0	0	0
				Female	0	0	0	0	0	0	0	0
3306	Administrator III	1	1	Male	1	0	1	0	0	0	0	0
				Female	0	0	0	0	0	0	0	0
Grand Total #		36	18	Male #	10	5	5	0	0	0	0	0
Grand Total %			50.0	Male %	27.8	13.9	13.9	0.0	0.0	0.0	0.00	0.00
				Female #	26	13	4	6	2	0	0	1
				Female%	72.2	36.1	11.1	16.7	5.6	0.0	0.00	2.8

California State University, Los Angeles

Snapshot Date: 11/01/2016

Workforce Analysis

Organizational Unit: Career Center

Job Code	JobTitle	Total		Total								
		EMP	MIN	EMP	W	AA	H	A	NA	PI	2+	
1032	Admin Support Assistant 12 Mo	2	2	Male	0	0	0	0	0	0	0	0
				Female	2	0	0	2	0	0	0	0
1038	Admin Analyst/Splclst 12 Mo	1	1	Male	0	0	0	0	0	0	0	0
				Female	1	0	0	1	0	0	0	0
1035	Admin Support Coord 12 Mo	1	1	Male	0	0	0	0	0	0	0	0
				Female	1	0	0	1	0	0	0	0
3084	SSP III	5	3	Male	2	0	1	1	0	0	0	0
				Female	3	2	1	0	0	0	0	0
3318	Administrator I	1	0	Male	0	0	0	0	0	0	0	0
				Female	1	1	0	0	0	0	0	0
3312	Administrator II	1	0	Male	1	1	0	0	0	0	0	0
				Female	0	0	0	0	0	0	0	0
Grand Total #		11	7	Male #	3	1	1	1	0	0	0	0
Grand Total %			63.6	Male %	27.3	9.1	9.1	9.1	0.0	0.0	0.00	0.00
				Female #	8	3	1	4	0	0	0	0
				Female%	72.7	27.3	9.1	36.4	0.0	0.0	0.00	0.0

California State University, Los Angeles

Snapshot Date: 11/01/2016

Workforce Analysis

Organizational Unit: Carpenter Shop

Job Code	JobTitle	Total		Total								
		EMP	MIN	EMP	W	AA	H	A	NA	PI	2+	
6251	Facilities Worker II	2	2	Male	2	0	0	2	0	0	0	0
				Female	0	0	0	0	0	0	0	
6476	Carpenter	3	1	Male	3	2	0	1	0	0	0	0
				Female	0	0	0	0	0	0	0	
6474	Sprvsng Carpenter	1	1	Male	1	0	0	1	0	0	0	0
				Female	0	0	0	0	0	0	0	
Grand Total #		6	4	Male #	6	2	0	4	0	0	0	0
Grand Total %			66.7	Male %	100.0	33.3	0.0	66.7	0.0	0.0	0.00	0.00
				Female #	0	0	0	0	0	0	0	0
				Female%	0.0	0.0	0.0	0.0	0.0	0.0	0.00	0.0

California State University, Los Angeles

Snapshot Date: 11/01/2016

Workforce Analysis

Organizational Unit: CC - SSF-Career Services

Job Code	JobTitle	Total		Total								
		EMP	MIN	EMP	W	AA	H	A	NA	PI	2+	
3082	SSP II	2	1	Male	1	1	0	0	0	0	0	0
				Female	1	0	0	1	0	0	0	0
Grand Total #		2	1	Male #	1	1	0	0	0	0	0	0
Grand Total %			50.0	Male %	50.0	50.0	0.0	0.0	0.0	0.0	0.00	0.00
				Female #	1	0	0	1	0	0	0	0
				Female%	50.0	0.0	0.0	50.0	0.0	0.0	0.00	0.0

California State University, Los Angeles

Snapshot Date: 11/01/2016

Workforce Analysis

Organizational Unit: Center for ESPG

Job Code	JobTitle	Total		Total								
		EMP	MIN	EMP	W	AA	H	A	NA	PI	2+	
1032	Admin Support Assistant 12 Mo	3	3	Male	1	0	0	0	1	0	0	0
				Female	2	0	0	2	0	0	0	
3079	SSP I	2	2	Male	0	0	0	0	0	0	0	0
				Female	2	0	0	1	1	0	0	0
3084	SSP III	1	1	Male	0	0	0	0	0	0	0	0
				Female	1	0	0	1	0	0	0	0
3312	Administrator II	1	1	Male	0	0	0	0	0	0	0	0
				Female	1	0	0	1	0	0	0	0
3306	Administrator III	1	1	Male	0	0	0	0	0	0	0	0
				Female	1	0	0	0	1	0	0	0
Grand Total #		8	8	Male #	1	0	0	0	1	0	0	0
Grand Total %			100.0	Male %	12.5	0.0	0.0	0.0	12.5	0.0	0.00	0.00
				Female #	7	0	0	5	2	0	0	0
				Female%	87.5	0.0	0.0	62.5	25.0	0.0	0.00	0.0

California State University, Los Angeles

Snapshot Date: 11/01/2016

Workforce Analysis

Organizational Unit: Central Store

Job Code	JobTitle	Total		Total								
		EMP	MIN	EMP	W	AA	H	A	NA	PI	2+	
1508	Warehouse Worker	1	1	Male	1	0	0	1	0	0	0	0
				Female	0	0	0	0	0	0	0	
1038	Admin Analyst/Splclst 12 Mo	1	1	Male	1	0	0	1	0	0	0	0
				Female	0	0	0	0	0	0	0	
Grand Total #		2	2	Male #	2	0	0	2	0	0	0	0
Grand Total %			100.0	Male %	100.0	0.0	0.0	100.0	0.0	0.0	0.00	0.00
				Female #	0	0	0	0	0	0	0	0
				Female%	0.0	0.0	0.0	0.0	0.0	0.0	0.00	0.0

California State University, Los Angeles

Snapshot Date: 11/01/2016

Workforce Analysis

Organizational Unit: CETL

Job Code	JobTitle	Total		Total								
		EMP	MIN	EMP	W	AA	H	A	NA	PI	2+	
1035	Admin Support Coord 12 Mo	1	1	Male	0	0	0	0	0	0	0	0
				Female	1	0	0	1	0	0	0	0
420	Info Tech Consultant 12 Mo	4	3	Male	3	1	0	2	0	0	0	0
				Female	1	0	0	1	0	0	0	0
3312	Administrator II	2	1	Male	0	0	0	0	0	0	0	0
				Female	2	1	0	0	1	0	0	0
Grand Total #		7	5	Male #	3	1	0	2	0	0	0	0
Grand Total %			71.4	Male %	42.9	14.3	0.0	28.6	0.0	0.0	0.00	0.00
				Female #	4	1	0	2	1	0	0	0
				Female%	57.1	14.3	0.0	28.6	14.3	0.0	0.00	0.0

California State University, Los Angeles

Snapshot Date: 11/01/2016

Workforce Analysis

Organizational Unit: Charter College of Ed - Dean

Job Code	JobTitle	Total		Total								
		EMP	MIN	EMP	W	AA	H	A	NA	PI	2+	
1032	Admin Support Assistant 12 Mo	1	1	Male	0	0	0	0	0	0	0	0
				Female	1	0	0	1	0	0	0	0
1035	Admin Support Coord 12 Mo	2	1	Male	0	0	0	0	0	0	0	0
				Female	2	1	0	0	1	0	0	0
3082	SSP II	4	3	Male	0	0	0	0	0	0	0	0
				Female	4	1	0	3	0	0	0	0
1038	Admin Analyst/Spclst 12 Mo	3	3	Male	0	0	0	0	0	0	0	0
				Female	3	0	0	1	2	0	0	0
800	Pub Affairs/Comm Spec 12 Mo	1	1	Male	0	0	0	0	0	0	0	0
				Female	1	0	1	0	0	0	0	0
2630	Credential Analyst II	1	1	Male	0	0	0	0	0	0	0	0
				Female	1	0	0	1	0	0	0	0
2358 - Charter College of Ed - Dean	Lecturer AY	1	0	Male	0	0	0	0	0	0	0	0
				Female	1	1	0	0	0	0	0	0
420	Info Tech Consultant 12 Mo	2	2	Male	2	0	0	0	2	0	0	0
				Female	0	0	0	0	0	0	0	
3312	Administrator II	2	2	Male	1	0	0	1	0	0	0	0
				Female	1	0	0	1	0	0	0	0
3306	Administrator III	1	0	Male	0	0	0	0	0	0	0	0
				Female	1	1	0	0	0	0	0	0
3300	Administrator IV	1	0	Male	0	0	0	0	0	0	0	0
				Female	1	1	0	0	0	0	0	0
Grand Total #		19	14	Male #	3	0	0	1	2	0	0	0
Grand Total %			73.7	Male %	15.8	0.0	0.0	5.3	10.5	0.0	0.00	0.00
				Female #	16	5	1	7	3	0	0	0
				Female%	84.2	26.3	5.3	36.8	15.8	0.0	0.00	0.0

California State University, Los Angeles

Snapshot Date: 11/01/2016

Workforce Analysis

Organizational Unit: Chemistry & Biochemistry

Job Code	JobTitle	Total		Total								
		EMP	MIN	EMP	W	AA	H	A	NA	PI	2+	
2355	Graduate Assistant	12	7	Male	6	2	0	3	1	0	0	0
				Female	6	3	1	2	0	0	0	0
1032	Admin Support Assistant 12 Mo	1	1	Male	0	0	0	0	0	0	0	0
				Female	1	0	0	1	0	0	0	0
2358 - Chemistry & Biochemistry	Lecturer AY	23	11	Male	15	8	0	0	7	0	0	0
				Female	8	4	0	0	3	0	0	1
1617	Instructional Support Tech II	1	1	Male	1	0	0	1	0	0	0	0
				Female	0	0	0	0	0	0	0	0
1035	Admin Support Coord 12 Mo	1	1	Male	0	0	0	0	0	0	0	0
				Female	1	0	0	1	0	0	0	0
7023	Equip Tech III, Electronic	2	2	Male	2	0	2	0	0	0	0	0
				Female	0	0	0	0	0	0	0	0
1619	Instructional Support Tech III	2	1	Male	2	1	0	0	1	0	0	0
				Female	0	0	0	0	0	0	0	0
7024	Equip Tech III, Splized Equip	1	1	Male	1	0	0	0	1	0	0	0
				Female	0	0	0	0	0	0	0	0
2360 - Chemistry & Biochemistry	Instr Fac AY	15	11	Male	9	4	0	3	2	0	0	0
				Female	6	0	1	2	3	0	0	0
2481 - Chemistry & Biochemistry	Dept Chair 12 Mo	1	0	Male	0	0	0	0	0	0	0	0
				Female	1	1	0	0	0	0	0	0
Grand Total #		59	36	Male #	36	15	2	7	12	0	0	0
Grand Total %			61.0	Male %	61.0	25.4	3.4	11.9	20.3	0.0	0.00	0.00
				Female #	23	8	2	6	6	0	0	1
				Female%	39.0	13.6	3.4	10.2	10.2	0.0	0.00	1.7

California State University, Los Angeles

Snapshot Date: 11/01/2016

Workforce Analysis

Organizational Unit: Chicano Studies

Job Code	JobTitle	Total		Total								
		EMP	MIN	EMP	W	AA	H	A	NA	PI	2+	
1032	Admin Support Assistant 12 Mo	1	1	Male	1	0	0	1	0	0	0	0
				Female	0	0	0	0	0	0	0	
1035	Admin Support Coord 12 Mo	1	1	Male	0	0	0	0	0	0	0	0
				Female	1	0	0	1	0	0	0	0
2358 - Chicano Studies	Lecturer AY	26	25	Male	15	1	0	14	0	0	0	0
				Female	11	0	1	10	0	0	0	0
2360 - Chicano Studies	Instr Fac AY	4	4	Male	0	0	0	0	0	0	0	0
				Female	4	0	0	4	0	0	0	0
2481 - Chicano Studies	Dept Chair 12 Mo	1	1	Male	0	0	0	0	0	0	0	0
				Female	1	0	0	1	0	0	0	0
Grand Total #		33	32	Male #	16	1	0	15	0	0	0	0
Grand Total %			97.0	Male %	48.5	3.0	0.0	45.5	0.0	0.0	0.00	0.00
				Female #	17	0	1	16	0	0	0	0
				Female%	51.5	0.0	3.0	48.5	0.0	0.0	0.00	0.0

California State University, Los Angeles

Snapshot Date: 11/01/2016

Workforce Analysis

Organizational Unit: Child & Family Studies

Job Code	JobTitle	Total		Total								
		EMP	MIN	EMP	W	AA	H	A	NA	PI	2+	
2355	Graduate Assistant	6	5	Male	0	0	0	0	0	0	0	0
				Female	6	1	0	4	1	0	0	
1032	Admin Support Assistant 12 Mo	1	1	Male	0	0	0	0	0	0	0	
				Female	1	0	0	1	0	0	0	
2358 - Child & Family Studies	Lecturer AY	23	17	Male	4	1	0	2	1	0	0	
				Female	19	5	0	12	2	0	0	
1035	Admin Support Coord 12 Mo	1	1	Male	0	0	0	0	0	0	0	
				Female	1	0	0	1	0	0	0	
2360 - Child & Family Studies	Instr Fac AY	8	4	Male	1	0	0	1	0	0	0	
				Female	7	4	0	2	1	0	0	
2481 - Child & Family Studies	Dept Chair 12 Mo	1	1	Male	0	0	0	0	0	0	0	
				Female	1	0	0	0	0	1	0	
Grand Total #		40	29	Male #	5	1	0	3	1	0	0	
Grand Total %			72.5	Male %	12.5	2.5	0.0	7.5	2.5	0.0	0.00	
				Female #	35	10	0	20	4	1	0	
				Female%	87.5	25.0	0.0	50.0	10.0	2.5	0.00	

California State University, Los Angeles

Snapshot Date: 11/01/2016

Workforce Analysis

Organizational Unit: Civil Engineering

Job Code	JobTitle	Total		Total								
		EMP	MIN	EMP	W	AA	H	A	NA	PI	2+	
2358 - Civil Engineering	Lecturer AY	26	18	Male	22	7	2	1	12	0	0	0
				Female	4	1	1	1	1	0	0	0
1035	Admin Support Coord 12 Mo	1	0	Male	0	0	0	0	0	0	0	0
				Female	1	1	0	0	0	0	0	0
2360 - Civil Engineering	Instr Fac AY	6	4	Male	4	2	0	2	0	0	0	0
				Female	2	0	0	1	1	0	0	0
2481 - Civil Engineering	Dept Chair 12 Mo	1	0	Male	1	1	0	0	0	0	0	0
				Female	0	0	0	0	0	0	0	0
Grand Total #		34	22	Male #	27	10	2	3	12	0	0	0
Grand Total %			64.7	Male %	79.4	29.4	5.9	8.8	35.3	0.0	0.00	0.00
				Female #	7	2	1	2	2	0	0	0
				Female%	20.6	5.9	2.9	5.9	5.9	0.0	0.00	0.0

California State University, Los Angeles

Snapshot Date: 11/01/2016

Workforce Analysis

Organizational Unit: Communication Disorders

Job Code	JobTitle	Total		Total								
		EMP	MIN	EMP	W	AA	H	A	NA	PI	2+	
2355	Graduate Assistant	1	0	Male	0	0	0	0	0	0	0	0
				Female	1	1	0	0	0	0	0	0
1032	Admin Support Assistant 12 Mo	1	1	Male	1	0	0	1	0	0	0	0
				Female	0	0	0	0	0	0	0	0
2358 - Communication Disorders	Lecturer AY	22	5	Male	10	8	1	0	1	0	0	0
				Female	12	9	0	2	1	0	0	0
1035	Admin Support Coord 12 Mo	1	1	Male	0	0	0	0	0	0	0	0
				Female	1	0	0	1	0	0	0	0
3082	SSP II	1	1	Male	0	0	0	0	0	0	0	0
				Female	1	0	0	1	0	0	0	0
2360 - Communication Disorders	Instr Fac AY	7	2	Male	1	1	0	0	0	0	0	0
				Female	6	4	0	1	0	0	0	1
2481 - Communication Disorders	Dept Chair 12 Mo	1	0	Male	1	1	0	0	0	0	0	0
				Female	0	0	0	0	0	0	0	0
Grand Total #		34	10	Male #	13	10	1	1	1	0	0	0
Grand Total %			29.4	Male %	38.2	29.4	2.9	2.9	2.9	0.0	0.00	0.00
				Female #	21	14	0	5	1	0	0	1
				Female%	61.8	41.2	0.0	14.7	2.9	0.0	0.00	2.9

California State University, Los Angeles

Snapshot Date: 11/01/2016

Workforce Analysis

Organizational Unit: Communication Studies

Job Code	JobTitle	Total		Total								
		EMP	MIN	EMP	W	AA	H	A	NA	PI	2+	
2355	Graduate Assistant	1	0	Male	0	0	0	0	0	0	0	0
				Female	1	1	0	0	0	0	0	0
2354 - Communication Studies	Teaching Associate AY	22	15	Male	11	4	1	5	1	0	0	0
				Female	11	3	0	7	1	0	0	0
1035	Admin Support Coord 12 Mo	1	1	Male	0	0	0	0	0	0	0	0
				Female	1	0	0	0	1	0	0	0
2358 - Communication Studies	Lecturer AY	24	13	Male	9	5	0	3	0	1	0	0
				Female	15	6	2	4	2	0	0	1
2360 - Communication Studies	Instr Fac AY	9	5	Male	5	2	0	0	3	0	0	0
				Female	4	2	0	1	1	0	0	0
2481 - Communication Studies	Dept Chair 12 Mo	1	0	Male	1	1	0	0	0	0	0	0
				Female	0	0	0	0	0	0	0	0
Grand Total #		58	34	Male #	26	12	1	8	4	1	0	0
Grand Total %			58.6	Male %	44.8	20.7	1.7	13.8	6.9	1.7	0.00	0.00
				Female #	32	12	2	12	5	0	0	1
				Female%	55.2	20.7	3.4	20.7	8.6	0.0	0.00	1.7

California State University, Los Angeles

Snapshot Date: 11/01/2016

Workforce Analysis

Organizational Unit: Computer Science

Job Code	JobTitle	Total		Total								
		EMP	MIN	EMP	W	AA	H	A	NA	PI	2+	
2354 - Computer Science	Teaching Associate AY	3	3	Male	1	0	0	0	1	0	0	0
				Female	2	0	0	0	1	0	0	1
1035	Admin Support Coord 12 Mo	1	0	Male	0	0	0	0	0	0	0	0
				Female	1	1	0	0	0	0	0	0
2358 - Computer Science	Lecturer AY	11	6	Male	10	5	0	2	3	0	0	0
				Female	1	0	0	0	1	0	0	0
2360 - Computer Science	Instr Fac AY	10	6	Male	8	4	0	0	4	0	0	0
				Female	2	0	0	0	2	0	0	0
2481 - Computer Science	Dept Chair 12 Mo	1	1	Male	1	0	0	0	1	0	0	0
				Female	0	0	0	0	0	0	0	0
Grand Total #		26	16	Male #	20	9	0	2	9	0	0	0
Grand Total %			61.5	Male %	76.9	34.6	0.0	7.7	34.6	0.0	0.00	0.00
				Female #	6	1	0	0	4	0	0	1
				Female%	23.1	3.8	0.0	0.0	15.4	0.0	0.00	3.8

California State University, Los Angeles

Snapshot Date: 11/01/2016

Workforce Analysis

Organizational Unit: Copy Print Program

Job Code	JobTitle	Total		Total								
		EMP	MIN	EMP	W	AA	H	A	NA	PI	2+	
7000	Equip Maintenance Assistant	2	1	Male	2	1	0	0	1	0	0	0
				Female	0	0	0	0	0	0	0	0
Grand Total #		2	1	Male #	2	1	0	0	1	0	0	0
Grand Total %			50.0	Male %	100.0	50.0	0.0	0.0	50.0	0.0	0.00	0.00
				Female #	0	0	0	0	0	0	0	0
				Female%	0.0	0.0	0.0	0.0	0.0	0.0	0.00	0.00

California State University, Los Angeles

Snapshot Date: 11/01/2016

Workforce Analysis

Organizational Unit: Criminal Justice

Job Code	JobTitle	Total		Total								
		EMP	MIN	EMP	W	AA	H	A	NA	PI	2+	
2355	Graduate Assistant	2	2	Male	0	0	0	0	0	0	0	0
				Female	2	0	0	2	0	0	0	0
2354 - Criminal Justice	Teaching Associate AY	2	1	Male	1	1	0	0	0	0	0	0
				Female	1	0	1	0	0	0	0	0
1032	Admin Support Assistant 12 Mo	1	1	Male	0	0	0	0	0	0	0	0
				Female	1	0	0	1	0	0	0	0
3082	SSP II	1	1	Male	0	0	0	0	0	0	0	0
				Female	1	0	0	1	0	0	0	0
2358 - Criminal Justice	Lecturer AY	12	8	Male	9	2	3	3	1	0	0	0
				Female	3	2	0	1	0	0	0	0
2360 - Criminal Justice	Instr Fac AY	8	2	Male	3	2	0	1	0	0	0	0
				Female	5	4	0	0	1	0	0	0
2481 - Criminal Justice	Dept Chair 12 Mo	1	0	Male	0	0	0	0	0	0	0	0
				Female	1	1	0	0	0	0	0	0
Grand Total #		27	15	Male #	13	5	3	4	1	0	0	0
Grand Total %			55.6	Male %	48.1	18.5	11.1	14.8	3.7	0.0	0.00	0.00
				Female #	14	7	1	5	1	0	0	0
				Female%	51.9	25.9	3.7	18.5	3.7	0.0	0.00	0.0

California State University, Los Angeles

Snapshot Date: 11/01/2016

Workforce Analysis

Organizational Unit: Curriculum & Instruction

Job Code	JobTitle	Total		Total								
		EMP	MIN	EMP	W	AA	H	A	NA	PI	2+	
2355	Graduate Assistant	1	1	Male	0	0	0	0	0	0	0	0
				Female	1	0	0	1	0	0	0	0
1032	Admin Support Assistant 12 Mo	1	1	Male	0	0	0	0	0	0	0	0
				Female	1	0	0	1	0	0	0	0
1035	Admin Support Coord 12 Mo	1	1	Male	0	0	0	0	0	0	0	0
				Female	1	0	0	1	0	0	0	0
2358 - Curriculum & Instruction	Lecturer AY	13	9	Male	6	2	1	2	1	0	0	0
				Female	7	2	0	3	1	1	0	0
2360 - Curriculum & Instruction	Instr Fac AY	17	9	Male	7	2	3	1	1	0	0	0
				Female	10	6	1	0	3	0	0	0
2481 - Curriculum & Instruction	Dept Chair 12 Mo	1	1	Male	1	0	0	0	1	0	0	0
				Female	0	0	0	0	0	0	0	0
Grand Total #		34	22	Male #	14	4	4	3	3	0	0	0
Grand Total %			64.7	Male %	41.2	11.8	11.8	8.8	8.8	0.0	0.00	0.00
				Female #	20	8	1	6	4	1	0	0
				Female%	58.8	23.5	2.9	17.6	11.8	2.9	0.00	0.0

California State University, Los Angeles

Snapshot Date: 11/01/2016

Workforce Analysis

Organizational Unit: Custodial Dept

Job Code	JobTitle	Total		Total								
		EMP	MIN	EMP	W	AA	H	A	NA	PI	2+	
2010	Custodian	54	53	Male	28	1	9	16	2	0	0	0
				Female	26	0	0	25	0	1	0	0
2015	Lead Custodian	9	9	Male	3	0	2	1	0	0	0	0
				Female	6	0	2	4	0	0	0	0
6223	Laborer	2	2	Male	2	0	0	2	0	0	0	0
				Female	0	0	0	0	0	0	0	0
3318	Administrator I	1	1	Male	1	0	1	0	0	0	0	0
				Female	0	0	0	0	0	0	0	0
Grand Total #		66	65	Male #	34	1	12	19	2	0	0	0
Grand Total %			98.5	Male %	51.5	1.5	18.2	28.8	3.0	0.0	0.00	0.00
				Female #	32	0	2	29	0	1	0	0
				Female%	48.5	0.0	3.0	43.9	0.0	1.5	0.00	0.0

California State University, Los Angeles

Snapshot Date: 11/01/2016

Workforce Analysis

Organizational Unit: Development Office

Job Code	JobTitle	Total		Total								
		EMP	MIN	EMP	W	AA	H	A	NA	PI	2+	
1032	Admin Support Assistant 12 Mo	2	2	Male	0	0	0	0	0	0	0	0
				Female	2	0	0	2	0	0	0	0
1035	Admin Support Coord 12 Mo	1	1	Male	0	0	0	0	0	0	0	0
				Female	1	0	0	1	0	0	0	0
1038	Admin Analyst/Splst 12 Mo	1	1	Male	1	0	0	1	0	0	0	0
				Female	0	0	0	0	0	0	0	0
3312	Administrator II	1	0	Male	0	0	0	0	0	0	0	0
				Female	1	1	0	0	0	0	0	0
Grand Total #		5	4	Male #	1	0	0	1	0	0	0	0
Grand Total %			80.0	Male %	20.0	0.0	0.0	20.0	0.0	0.0	0.00	0.00
				Female #	4	1	0	3	0	0	0	0
				Female%	80.0	20.0	0.0	60.0	0.0	0.0	0.00	0.0

California State University, Los Angeles

Snapshot Date: 11/01/2016

Workforce Analysis

Organizational Unit: Distribution Center

Job Code	JobTitle	Total		Total								
		EMP	MIN	EMP	W	AA	H	A	NA	PI	2+	
1508	Warehouse Worker	6	4	Male	5	2	0	2	1	0	0	0
				Female	1	0	0	1	0	0	0	0
1038	Admin Analyst/Splclst 12 Mo	1	1	Male	1	0	0	1	0	0	0	0
				Female	0	0	0	0	0	0	0	0
Grand Total #		7	5	Male #	6	2	0	3	1	0	0	0
Grand Total %			71.4	Male %	85.7	28.6	0.0	42.9	14.3	0.0	0.00	0.00
				Female #	1	0	0	1	0	0	0	0
				Female%	14.3	0.0	0.0	14.3	0.0	0.0	0.00	0.0

California State University, Los Angeles

Snapshot Date: 11/01/2016

Workforce Analysis

Organizational Unit: DNP-Nursing Restricted

Job Code	JobTitle	Total		Total								
		EMP	MIN	EMP	W	AA	H	A	NA	PI	2+	
3084	SSP III	1	0	Male	0	0	0	0	0	0	0	0
				Female	1	1	0	0	0	0	0	0
Grand Total #		1	0	Male #	0	0	0	0	0	0	0	0
Grand Total %			0.0	Male %	0.0	0.0	0.0	0.0	0.0	0.0	0.00	0.00
				Female #	1	1	0	0	0	0	0	0
				Female%	100.0	100.0	0.0	0.0	0.0	0.0	0.00	0.00

California State University, Los Angeles

Snapshot Date: 11/01/2016

Workforce Analysis

Organizational Unit: Early Entrance Program

Job Code	JobTitle	Total		Total								
		EMP	MIN	EMP	W	AA	H	A	NA	PI	2+	
2355	Graduate Assistant	1	1	Male	1	0	0	1	0	0	0	0
				Female	0	0	0	0	0	0	0	
1032	Admin Support Assistant 12 Mo	1	1	Male	0	0	0	0	0	0	0	0
				Female	1	0	0	1	0	0	0	0
3084	SSP III	1	0	Male	1	1	0	0	0	0	0	0
				Female	0	0	0	0	0	0	0	0
Grand Total #		3	2	Male #	2	1	0	1	0	0	0	0
Grand Total %			66.7	Male %	66.7	33.3	0.0	33.3	0.0	0.0	0.00	0.00
				Female #	1	0	0	1	0	0	0	0
				Female%	33.3	0.0	0.0	33.3	0.0	0.0	0.00	0.0

California State University, Los Angeles

Snapshot Date: 11/01/2016

Workforce Analysis

Organizational Unit: Economics & Statistics

Job Code	JobTitle	Total		Total								
		EMP	MIN	EMP	W	AA	H	A	NA	PI	2+	
2358 - Economics & Statistics	Lecturer AY	10	2	Male	7	6	0	0	1	0	0	0
				Female	3	2	0	1	0	0	0	0
2360 - Economics & Statistics	Instr Fac AY	13	10	Male	8	2	1	1	4	0	0	0
				Female	5	1	0	0	4	0	0	0
2481 - Economics & Statistics	Dept Chair 12 Mo	1	1	Male	1	0	0	0	1	0	0	0
				Female	0	0	0	0	0	0	0	0
Grand Total #		24	13	Male #	16	8	1	1	6	0	0	0
Grand Total %			54.2	Male %	66.7	33.3	4.2	4.2	25.0	0.0	0.00	0.00
				Female #	8	3	0	1	4	0	0	0
				Female%	33.3	12.5	0.0	4.2	16.7	0.0	0.00	0.0

California State University, Los Angeles

Snapshot Date: 11/01/2016

Workforce Analysis

Organizational Unit: ECST Student Services

Job Code	JobTitle	Total		Total								
		EMP	MIN	EMP	W	AA	H	A	NA	PI	2+	
1035	Admin Support Coord 12 Mo	1	1	Male	0	0	0	0	0	0	0	0
				Female	1	0	0	0	1	0	0	
3082	SSP II	2	2	Male	1	0	1	0	0	0	0	
				Female	1	0	0	1	0	0	0	
3084	SSP III	1	1	Male	0	0	0	0	0	0	0	
				Female	1	0	0	1	0	0	0	
3312	Administrator II	1	1	Male	0	0	0	0	0	0	0	
				Female	1	0	0	1	0	0	0	
Grand Total #		5	5	Male #	1	0	1	0	0	0	0	
Grand Total %			100.0	Male %	20.0	0.0	20.0	0.0	0.0	0.0	0.00	
				Female #	4	0	0	3	1	0	0	
				Female%	80.0	0.0	0.0	60.0	20.0	0.0	0.00	

California State University, Los Angeles

Snapshot Date: 11/01/2016

Workforce Analysis

Organizational Unit: EdD in Educational Leadership

Job Code	JobTitle	Total		Total								
		EMP	MIN	EMP	W	AA	H	A	NA	PI	2+	
1035	Admin Support Coord 12 Mo	1	1	Male	0	0	0	0	0	0	0	0
				Female	1	0	0	1	0	0	0	0
2358 - EdD in Educational Leadership	Lecturer AY	2	2	Male	0	0	0	0	0	0	0	0
				Female	2	0	1	0	1	0	0	0
5680	Research Technician III	1	0	Male	1	1	0	0	0	0	0	0
				Female	0	0	0	0	0	0	0	0
2360 - EdD in Educational Leadership	Instr Fac AY	1	1	Male	0	0	0	0	0	0	0	0
				Female	1	0	0	1	0	0	0	0
Grand Total #		5	4	Male #	1	1	0	0	0	0	0	0
Grand Total %			80.0	Male %	20.0	20.0	0.0	0.0	0.0	0.0	0.00	0.00
				Female #	4	0	1	2	1	0	0	0
				Female%	80.0	0.0	20.0	40.0	20.0	0.0	0.00	0.0

California State University, Los Angeles

Snapshot Date: 11/01/2016

Workforce Analysis

Organizational Unit: Electrical & Computer Engr

Job Code	JobTitle	Total		Total								
		EMP	MIN	EMP	W	AA	H	A	NA	PI	2+	
2355	Graduate Assistant	6	6	Male	5	0	0	1	4	0	0	0
				Female	1	0	0	0	1	0	0	0
2354 - Electrical & Computer Engr	Teaching Associate AY	6	6	Male	3	0	0	0	3	0	0	0
				Female	3	0	0	0	3	0	0	0
1035	Admin Support Coord 12 Mo	1	0	Male	0	0	0	0	0	0	0	0
				Female	1	1	0	0	0	0	0	0
2358 - Electrical & Computer Engr	Lecturer AY	14	6	Male	11	6	0	1	4	0	0	0
				Female	3	2	0	0	1	0	0	0
2360 - Electrical & Computer Engr	Instr Fac AY	10	3	Male	5	3	0	0	2	0	0	0
				Female	5	4	0	0	1	0	0	0
2481 - Electrical & Computer Engr	Dept Chair 12 Mo	1	0	Male	1	1	0	0	0	0	0	0
				Female	0	0	0	0	0	0	0	0
Grand Total #		38	21	Male #	25	10	0	2	13	0	0	0
Grand Total %			55.3	Male %	65.8	26.3	0.0	5.3	34.2	0.0	0.00	0.00
				Female #	13	7	0	0	6	0	0	0
				Female%	34.2	18.4	0.0	0.0	15.8	0.0	0.00	0.0

California State University, Los Angeles

Snapshot Date: 11/01/2016

Workforce Analysis

Organizational Unit: Electrical Shop

Job Code	JobTitle	Total		Total								
		EMP	MIN	EMP	W	AA	H	A	NA	PI	2+	
6940	Facilities Maintenance Mech	2	2	Male	2	0	0	2	0	0	0	0
				Female	0	0	0	0	0	0	0	
6533	Electrician	2	2	Male	2	0	0	2	0	0	0	0
				Female	0	0	0	0	0	0	0	
6534	Sprvsng Electrician	1	1	Male	1	0	0	1	0	0	0	0
				Female	0	0	0	0	0	0	0	
6532	Lead Electrician	1	1	Male	1	0	0	1	0	0	0	0
				Female	0	0	0	0	0	0	0	
Grand Total #		6	6	Male #	6	0	0	6	0	0	0	0
Grand Total %			100.0	Male %	100.0	0.0	0.0	100.0	0.0	0.0	0.00	0.00
				Female #	0	0	0	0	0	0	0	0
				Female%	0.0	0.0	0.0	0.0	0.0	0.0	0.00	0.0

California State University, Los Angeles

Snapshot Date: 11/01/2016

Workforce Analysis

Organizational Unit: English

Job Code	JobTitle	Total		Total								
		EMP	MIN	EMP	W	AA	H	A	NA	PI	2+	
2355	Graduate Assistant	5	3	Male	2	1	0	1	0	0	0	0
				Female	3	1	0	2	0	0	0	0
1032	Admin Support Assistant 12 Mo	2	0	Male	1	1	0	0	0	0	0	0
				Female	1	1	0	0	0	0	0	0
2354 - English	Teaching Associate AY	6	6	Male	2	0	0	1	1	0	0	0
				Female	4	0	0	3	0	0	0	1
2358 - English	Lecturer AY	57	22	Male	28	14	1	6	5	0	0	2
				Female	29	21	1	4	2	0	0	1
1035	Admin Support Coord 12 Mo	1	1	Male	0	0	0	0	0	0	0	0
				Female	1	0	0	1	0	0	0	0
2360 - English	Instr Fac AY	18	7	Male	9	5	0	1	3	0	0	0
				Female	9	6	0	2	1	0	0	0
2481 - English	Dept Chair 12 Mo	1	1	Male	1	0	0	0	1	0	0	0
				Female	0	0	0	0	0	0	0	0
Grand Total #		90	40	Male #	43	21	1	9	10	0	0	2
Grand Total %			44.4	Male %	47.8	23.3	1.1	10.0	11.1	0.0	0.00	2.22
				Female #	47	29	1	12	3	0	0	2
				Female%	52.2	32.2	1.1	13.3	3.3	0.0	0.00	2.2

California State University, Los Angeles

Snapshot Date: 11/01/2016

Workforce Analysis

Organizational Unit: Engr Comp Sci & Tech--Dean

Job Code	JobTitle	Total		Total								
		EMP	MIN	EMP	W	AA	H	A	NA	PI	2+	
1032	Admin Support Assistant 12 Mo	1	1	Male	0	0	0	0	0	0	0	0
				Female	1	0	0	0	1	0	0	0
2358 - Engr Comp Sci & Tech--Dean	Lecturer AY	4	1	Male	4	3	1	0	0	0	0	0
				Female	0	0	0	0	0	0	0	0
3082	SSP II	2	2	Male	1	0	0	1	0	0	0	0
				Female	1	0	1	0	0	0	0	0
3084	SSP III	1	1	Male	0	0	0	0	0	0	0	0
				Female	1	0	0	1	0	0	0	0
1038	Admin Analyst/Spclst 12 Mo	2	2	Male	0	0	0	0	0	0	0	0
				Female	2	0	0	2	0	0	0	0
7013	Equip Tech II, Electronic	1	1	Male	1	0	0	1	0	0	0	0
				Female	0	0	0	0	0	0	0	0
420	Info Tech Consultant 12 Mo	2	2	Male	2	0	0	1	1	0	0	0
				Female	0	0	0	0	0	0	0	0
7012	Equip Tech II, Electro-Mechnl	1	1	Male	1	0	0	1	0	0	0	0
				Female	0	0	0	0	0	0	0	0
7023	Equip Tech III, Electronic	1	0	Male	1	1	0	0	0	0	0	0
				Female	0	0	0	0	0	0	0	0
7021	Equip Tech III, Mechanical	1	0	Male	1	1	0	0	0	0	0	0
				Female	0	0	0	0	0	0	0	0
3312	Administrator II	2	1	Male	2	1	0	0	1	0	0	0
				Female	0	0	0	0	0	0	0	0
3306	Administrator III	1	1	Male	0	0	0	0	0	0	0	0
				Female	1	0	0	0	1	0	0	0
3300	Administrator IV	1	0	Male	0	0	0	0	0	0	0	0
				Female	1	1	0	0	0	0	0	0

California State University, Los Angeles

Snapshot Date: 11/01/2016

Workforce Analysis

Organizational Unit: Engr Comp Sci & Tech--Dean

Job Code	JobTitle	Total		Total								
		EMP	MIN	EMP	W	AA	H	A	NA	PI	2+	
	Grand Total #	20	13	Male #	13	6	1	4	2	0	0	0
	Grand Total %		65.0	Male %	65.0	30.0	5.0	20.0	10.0	0.0	0.00	0.00
				Female #	7	1	1	3	2	0	0	0
				Female%	35.0	5.0	5.0	15.0	10.0	0.0	0.00	0.0

California State University, Los Angeles

Snapshot Date: 11/01/2016

Workforce Analysis

Organizational Unit: Enterprise Applications

Job Code	JobTitle	Total		Total								
		EMP	MIN	EMP	W	AA	H	A	NA	PI	2+	
400	Analyst/Programmer 12 Mo	11	6	Male	8	3	0	0	5	0	0	0
				Female	3	2	0	0	1	0	0	0
3306	Administrator III	2	2	Male	2	0	0	0	2	0	0	0
				Female	0	0	0	0	0	0	0	0
Grand Total #		13	8	Male #	10	3	0	0	7	0	0	0
Grand Total %			61.5	Male %	76.9	23.1	0.0	0.0	53.8	0.0	0.00	0.00
				Female #	3	2	0	0	1	0	0	0
				Female%	23.1	15.4	0.0	0.0	7.7	0.0	0.00	0.0

California State University, Los Angeles

Snapshot Date: 11/01/2016

Workforce Analysis

Organizational Unit: Environmental Health & Safety

Job Code	JobTitle	Total		Total								
		EMP	MIN	EMP	W	AA	H	A	NA	PI	2+	
1032	Admin Support Assistant 12 Mo	1	1	Male	0	0	0	0	0	0	0	0
				Female	1	0	0	1	0	0	0	0
1617	Instructional Support Tech II	1	1	Male	1	0	1	0	0	0	0	0
				Female	0	0	0	0	0	0	0	0
1035	Admin Support Coord 12 Mo	1	1	Male	1	0	1	0	0	0	0	0
				Female	0	0	0	0	0	0	0	0
1038	Admin Analyst/Spclst 12 Mo	2	1	Male	2	1	1	0	0	0	0	0
				Female	0	0	0	0	0	0	0	0
3318	Administrator I	1	0	Male	1	1	0	0	0	0	0	0
				Female	0	0	0	0	0	0	0	0
3312	Administrator II	1	0	Male	1	1	0	0	0	0	0	0
				Female	0	0	0	0	0	0	0	0
Grand Total #		7	4	Male #	6	3	3	0	0	0	0	0
Grand Total %			57.1	Male %	85.7	42.9	42.9	0.0	0.0	0.0	0.00	0.00
				Female #	1	0	0	1	0	0	0	0
				Female%	14.3	0.0	0.0	14.3	0.0	0.0	0.00	0.0

California State University, Los Angeles

Snapshot Date: 11/01/2016

Workforce Analysis

Organizational Unit: EOP

Job Code	JobTitle	Total		Total								
		EMP	MIN	EMP	W	AA	H	A	NA	PI	2+	
1032	Admin Support Assistant 12 Mo	2	2	Male	0	0	0	0	0	0	0	0
				Female	2	0	0	2	0	0	0	0
3079	SSP I	1	1	Male	1	0	1	0	0	0	0	0
				Female	0	0	0	0	0	0	0	0
1035	Admin Support Coord 12 Mo	2	2	Male	0	0	0	0	0	0	0	0
				Female	2	0	0	2	0	0	0	0
3084	SSP III	9	9	Male	4	0	1	2	1	0	0	0
				Female	5	0	3	2	0	0	0	0
1038	Admin Analyst/Splclst 12 Mo	1	1	Male	0	0	0	0	0	0	0	0
				Female	1	0	0	0	1	0	0	0
5680	Research Technician III	1	1	Male	0	0	0	0	0	0	0	0
				Female	1	0	0	1	0	0	0	0
420	Info Tech Consultant 12 Mo	1	1	Male	1	0	1	0	0	0	0	0
				Female	0	0	0	0	0	0	0	0
3312	Administrator II	2	2	Male	0	0	0	0	0	0	0	0
				Female	2	0	1	1	0	0	0	0
Grand Total #		19	19	Male #	6	0	3	2	1	0	0	0
Grand Total %			100.0	Male %	31.6	0.0	15.8	10.5	5.3	0.0	0.00	0.00
				Female #	13	0	4	8	1	0	0	0
				Female%	68.4	0.0	21.1	42.1	5.3	0.0	0.00	0.0

California State University, Los Angeles

Snapshot Date: 11/01/2016

Workforce Analysis

Organizational Unit: EOP - SSF-Summer Bridge

Job Code	JobTitle	Total		Total								
		EMP	MIN	EMP	W	AA	H	A	NA	PI	2+	
1800	Casual Worker	3	2	Male	0	0	0	0	0	0	0	0
				Female	3	1	1	1	0	0	0	0
Grand Total #		3	2	Male #	0	0	0	0	0	0	0	0
Grand Total %			66.7	Male %	0.0	0.0	0.0	0.0	0.0	0.0	0.00	0.00
				Female #	3	1	1	1	0	0	0	0
				Female%	100.0	33.3	33.3	33.3	0.0	0.0	0.00	0.0

California State University, Los Angeles

Snapshot Date: 11/01/2016

Workforce Analysis

Organizational Unit: Equity and Diversity

Job Code	JobTitle	Total		Total								
		EMP	MIN	EMP	W	AA	H	A	NA	PI	2+	
1035	Admin Support Coord 12 Mo	1	1	Male	1	0	0	1	0	0	0	0
				Female	0	0	0	0	0	0	0	
3318	Administrator I	1	1	Male	0	0	0	0	0	0	0	
				Female	1	0	1	0	0	0	0	
3312	Administrator II	1	1	Male	0	0	0	0	0	0	0	
				Female	1	0	0	1	0	0	0	
Grand Total #		3	3	Male #	1	0	0	1	0	0	0	
Grand Total %			100.0	Male %	33.3	0.0	0.0	33.3	0.0	0.0	0.00	
				Female #	2	0	1	1	0	0	0	
				Female%	66.7	0.0	33.3	33.3	0.0	0.0	0.00	

California State University, Los Angeles

Snapshot Date: 11/01/2016

Workforce Analysis

Organizational Unit: Extended Education

Job Code	JobTitle	Total		Total								
		EMP	MIN	EMP	W	AA	H	A	NA	PI	2+	
1032	Admin Support Assistant 12 Mo	1	1	Male	0	0	0	0	0	0	0	0
				Female	1	0	0	1	0	0	0	0
1035	Admin Support Coord 12 Mo	4	3	Male	0	0	0	0	0	0	0	0
				Female	4	1	0	0	3	0	0	0
1730	Accounting Technician I	2	2	Male	1	0	0	1	0	0	0	0
				Female	1	0	1	0	0	0	0	0
1038	Admin Analyst/Spclst 12 Mo	4	4	Male	0	0	0	0	0	0	0	0
				Female	4	0	0	1	3	0	0	0
3082	SSP II	1	1	Male	0	0	0	0	0	0	0	0
				Female	1	0	0	1	0	0	0	0
800	Pub Affairs/Comm Spec 12 Mo	1	1	Male	0	0	0	0	0	0	0	0
				Female	1	0	0	1	0	0	0	0
3084	SSP III	1	1	Male	1	0	0	1	0	0	0	0
				Female	0	0	0	0	0	0	0	0
1350 - Extended Education	ELP Instructor	4	3	Male	2	0	0	1	1	0	0	0
				Female	2	1	0	0	1	0	0	0
5182	Extended Ed Specialist II	5	4	Male	1	0	0	1	0	0	0	0
				Female	4	1	1	0	2	0	0	0
820	Graphic Designer 12 Mo	1	1	Male	0	0	0	0	0	0	0	0
				Female	1	0	0	1	0	0	0	0
3312	Administrator II	4	3	Male	3	1	0	0	2	0	0	0
				Female	1	0	0	1	0	0	0	0
1360	ELP Substitute Instructor	1	0	Male	0	0	0	0	0	0	0	0
				Female	1	1	0	0	0	0	0	0
1351 - Extended Education	Term ELP Instructor	8	4	Male	3	1	0	0	2	0	0	0
				Female	5	3	1	0	1	0	0	0

California State University, Los Angeles

Snapshot Date: 11/01/2016

Workforce Analysis

Organizational Unit: Extended Education

Job Code	JobTitle	Total		Total								
		EMP	MIN	EMP	W	AA	H	A	NA	PI	2+	
3306	Administrator III	1	0	Male	1	1	0	0	0	0	0	0
				Female	0	0	0	0	0	0	0	0
Grand Total #		38	28	Male #	12	3	0	4	5	0	0	0
Grand Total %			73.7	Male %	31.6	7.9	0.0	10.5	13.2	0.0	0.00	0.00
				Female #	26	7	3	6	10	0	0	0
				Female%	68.4	18.4	7.9	15.8	26.3	0.0	0.00	0.0

California State University, Los Angeles

Snapshot Date: 11/01/2016

Workforce Analysis

Organizational Unit: Fac Svcs SI-Facilities

Job Code	JobTitle	Total		Total								
		EMP	MIN	EMP	W	AA	H	A	NA	PI	2+	
6265	Facilities Project Supv	3	1	Male	3	2	0	1	0	0	0	0
				Female	0	0	0	0	0	0	0	
Grand Total #		3	1	Male #	3	2	0	1	0	0	0	0
Grand Total %			33.3	Male %	100.0	66.7	0.0	33.3	0.0	0.0	0.00	0.00
				Female #	0	0	0	0	0	0	0	0
				Female%	0.0	0.0	0.0	0.0	0.0	0.0	0.00	0.00

California State University, Los Angeles

Snapshot Date: 11/01/2016

Workforce Analysis

Organizational Unit: Facilities Operations Office

Job Code	JobTitle	Total		Total								
		EMP	MIN	EMP	W	AA	H	A	NA	PI	2+	
1032	Admin Support Assistant 12 Mo	1	1	Male	0	0	0	0	0	0	0	0
				Female	1	0	0	1	0	0	0	0
1741	Accounting Technician II	1	1	Male	0	0	0	0	0	0	0	0
				Female	1	0	0	1	0	0	0	0
1762	Accountant I	1	1	Male	1	0	0	0	1	0	0	0
				Female	0	0	0	0	0	0	0	0
1038	Admin Analyst/Spclst 12 Mo	1	1	Male	1	0	0	1	0	0	0	0
				Female	0	0	0	0	0	0	0	0
3312	Administrator II	4	3	Male	3	1	1	1	0	0	0	0
				Female	1	0	0	1	0	0	0	0
3306	Administrator III	1	0	Male	1	1	0	0	0	0	0	0
				Female	0	0	0	0	0	0	0	0
Grand Total #		9	7	Male #	6	2	1	2	1	0	0	0
Grand Total %			77.8	Male %	66.7	22.2	11.1	22.2	11.1	0.0	0.00	0.00
				Female #	3	0	0	3	0	0	0	0
				Female%	33.3	0.0	0.0	33.3	0.0	0.0	0.00	0.0

California State University, Los Angeles

Snapshot Date: 11/01/2016

Workforce Analysis

Organizational Unit: Finance and Law

Job Code	JobTitle	Total		Total								
		EMP	MIN	EMP	W	AA	H	A	NA	PI	2+	
2358 - Finance and Law	Lecturer AY	10	5	Male	10	5	0	0	5	0	0	0
				Female	0	0	0	0	0	0	0	
2360 - Finance and Law	Instr Fac AY	11	10	Male	4	0	0	0	4	0	0	0
				Female	7	1	0	0	6	0	0	0
2481 - Finance and Law	Dept Chair 12 Mo	1	0	Male	1	1	0	0	0	0	0	0
				Female	0	0	0	0	0	0	0	0
Grand Total #		22	15	Male #	15	6	0	0	9	0	0	0
Grand Total %			68.2	Male %	68.2	27.3	0.0	0.0	40.9	0.0	0.00	0.00
				Female #	7	1	0	0	6	0	0	0
				Female%	31.8	4.5	0.0	0.0	27.3	0.0	0.00	0.0

California State University, Los Angeles

Snapshot Date: 11/01/2016

Workforce Analysis

Organizational Unit: Fire Life Safety

Job Code	JobTitle	Total		Total								
		EMP	MIN	EMP	W	AA	H	A	NA	PI	2+	
6533	Electrician	1	0	Male	1	1	0	0	0	0	0	0
				Female	0	0	0	0	0	0	0	0
Grand Total #		1	0	Male #	1	1	0	0	0	0	0	0
Grand Total %			0.0	Male %	100.0	100.0	0.0	0.0	0.0	0.0	0.00	0.00
				Female #	0	0	0	0	0	0	0	0
				Female%	0.0	0.0	0.0	0.0	0.0	0.0	0.00	0.00

California State University, Los Angeles

Snapshot Date: 11/01/2016

Workforce Analysis

Organizational Unit: Geography & Urban Analysis

Job Code	JobTitle	Total		Total								
		EMP	MIN	EMP	W	AA	H	A	NA	PI	2+	
2358 - Geography & Urban Analysis	Lecturer AY	3	3	Male	1	0	0	0	1	0	0	0
				Female	2	0	0	0	1	0	0	0
Grand Total #		3	3	Male #	1	0	0	0	1	0	0	0
Grand Total %			100.0	Male %	33.3	0.0	0.0	0.0	33.3	0.0	0.00	0.00
				Female #	2	0	0	0	1	0	0	1
				Female%	66.7	0.0	0.0	0.0	33.3	0.0	0.00	33.3

California State University, Los Angeles

Snapshot Date: 11/01/2016

Workforce Analysis

Organizational Unit: Geological Sciences

Job Code	JobTitle	Total		Total								
		EMP	MIN	EMP	W	AA	H	A	NA	PI	2+	
2355	Graduate Assistant	5	3	Male	1	1	0	0	0	0	0	0
				Female	4	1	0	3	0	0	0	0
1035	Admin Support Coord 12 Mo	1	1	Male	0	0	0	0	0	0	0	0
				Female	1	0	0	1	0	0	0	0
2358 - Geological Sciences	Lecturer AY	11	6	Male	4	4	0	0	0	0	0	0
				Female	7	1	0	4	2	0	0	0
2360 - Geological Sciences	Instr Fac AY	8	4	Male	6	3	0	1	2	0	0	0
				Female	2	1	0	0	1	0	0	0
2481 - Geological Sciences	Dept Chair 12 Mo	1	1	Male	0	0	0	0	0	0	0	0
				Female	1	0	0	0	1	0	0	0
Grand Total #		26	15	Male #	11	8	0	1	2	0	0	0
Grand Total %			57.7	Male %	42.3	30.8	0.0	3.8	7.7	0.0	0.00	0.00
				Female #	15	3	0	8	4	0	0	0
				Female%	57.7	11.5	0.0	30.8	15.4	0.0	0.00	0.0

California State University, Los Angeles

Snapshot Date: 11/01/2016

Workforce Analysis

Organizational Unit: Grad Bus Prof Fee

Job Code	JobTitle	Total		Total								
		EMP	MIN	EMP	W	AA	H	A	NA	PI	2+	
2355	Graduate Assistant	2	2	Male	0	0	0	0	0	0	0	0
				Female	2	0	0	0	2	0	0	0
3082	SSP II	2	1	Male	0	0	0	0	0	0	0	0
				Female	2	1	0	0	1	0	0	0
800	Pub Affairs/Comm Spec 12 Mo	1	1	Male	1	0	0	1	0	0	0	0
				Female	0	0	0	0	0	0	0	0
3084	SSP III	1	1	Male	0	0	0	0	0	0	0	0
				Female	1	0	0	0	1	0	0	0
1038	Admin Analyst/Splst 12 Mo	1	0	Male	0	0	0	0	0	0	0	0
				Female	1	1	0	0	0	0	0	0
3306	Administrator III	1	0	Male	0	0	0	0	0	0	0	0
				Female	1	1	0	0	0	0	0	0
Grand Total #		8	5	Male #	1	0	0	1	0	0	0	0
Grand Total %			62.5	Male %	12.5	0.0	0.0	12.5	0.0	0.0	0.00	0.00
				Female #	7	3	0	0	4	0	0	0
				Female%	87.5	37.5	0.0	0.0	50.0	0.0	0.00	0.0

California State University, Los Angeles

Snapshot Date: 11/01/2016

Workforce Analysis

Organizational Unit: Graduate Studies Office

Job Code	JobTitle	Total		Total								
		EMP	MIN	EMP	W	AA	H	A	NA	PI	2+	
2355	Graduate Assistant	3	3	Male	0	0	0	0	0	0	0	0
				Female	3	0	0	3	0	0	0	0
1032	Admin Support Assistant 12 Mo	1	1	Male	1	0	0	1	0	0	0	0
				Female	0	0	0	0	0	0	0	0
1038	Admin Analyst/Splst 12 Mo	1	1	Male	0	0	0	0	0	0	0	0
				Female	1	0	0	1	0	0	0	0
3084	SSP III	1	1	Male	0	0	0	0	0	0	0	0
				Female	1	0	0	1	0	0	0	0
3300	Administrator IV	1	1	Male	0	0	0	0	0	0	0	0
				Female	1	0	1	0	0	0	0	0
Grand Total #		7	7	Male #	1	0	0	1	0	0	0	0
Grand Total %			100.0	Male %	14.3	0.0	0.0	14.3	0.0	0.0	0.00	0.00
				Female #	6	0	1	5	0	0	0	0
				Female%	85.7	0.0	14.3	71.4	0.0	0.0	0.00	0.0

California State University, Los Angeles

Snapshot Date: 11/01/2016

Workforce Analysis

Organizational Unit: Grounds Dept

Job Code	JobTitle	Total		Total								
		EMP	MIN	EMP	W	AA	H	A	NA	PI	2+	
731	Groundswoker	10	9	Male	10	1	0	9	0	0	0	0
				Female	0	0	0	0	0	0	0	
6223	Laborer	2	2	Male	1	0	1	0	0	0	0	
				Female	1	0	0	1	0	0	0	
735	Irrigation Specialist	2	2	Male	2	0	0	2	0	0	0	
				Female	0	0	0	0	0	0	0	
726	Lead Groundswoker	3	3	Male	3	0	0	2	1	0	0	
				Female	0	0	0	0	0	0	0	
6363	Light Auto Equipment Operator	3	2	Male	3	1	0	2	0	0	0	
				Female	0	0	0	0	0	0	0	
Grand Total #		20	18	Male #	19	2	1	15	1	0	0	
Grand Total %			90.0	Male %	95.0	10.0	5.0	75.0	5.0	0.0	0.00	
				Female #	1	0	0	1	0	0	0	
				Female%	5.0	0.0	0.0	5.0	0.0	0.0	0.00	

California State University, Los Angeles

Snapshot Date: 11/01/2016

Workforce Analysis

Organizational Unit: HC - SSF-Hlth Ed & Wellness

Job Code	JobTitle	Total		Total								
		EMP	MIN	EMP	W	AA	H	A	NA	PI	2+	
8145	Health Education Assistant	2	1	Male	0	0	0	0	0	0	0	0
				Female	2	1	0	1	0	0	0	0
3071	SSP Academic Related I AY	1	0	Male	0	0	0	0	0	0	0	0
				Female	1	1	0	0	0	0	0	0
3070	SSP Academic Related I 12 Mo	4	3	Male	1	1	0	0	0	0	0	0
				Female	3	0	0	3	0	0	0	0
Grand Total #		7	4	Male #	1	1	0	0	0	0	0	0
Grand Total %			57.1	Male %	14.3	14.3	0.0	0.0	0.0	0.0	0.00	0.00
				Female #	6	2	0	4	0	0	0	0
				Female%	85.7	28.6	0.0	57.1	0.0	0.0	0.00	0.0

California State University, Los Angeles

Snapshot Date: 11/01/2016

Workforce Analysis

Organizational Unit: Health & Human Services--Dean

Job Code	JobTitle	Total		Total								
		EMP	MIN	EMP	W	AA	H	A	NA	PI	2+	
1032	Admin Support Assistant 12 Mo	1	1	Male	0	0	0	0	0	0	0	0
				Female	1	0	0	1	0	0	0	0
1035	Admin Support Coord 12 Mo	1	1	Male	0	0	0	0	0	0	0	0
				Female	1	0	0	1	0	0	0	0
1038	Admin Analyst/Spclst 12 Mo	3	3	Male	0	0	0	0	0	0	0	0
				Female	3	0	1	2	0	0	0	0
3082	SSP II	6	6	Male	2	0	0	2	0	0	0	0
				Female	4	0	0	4	0	0	0	0
3084	SSP III	1	1	Male	0	0	0	0	0	0	0	0
				Female	1	0	0	1	0	0	0	0
420	Info Tech Consultant 12 Mo	2	2	Male	2	0	0	0	2	0	0	0
				Female	0	0	0	0	0	0	0	0
2358 - Health & Human Services- -Dean	Lecturer AY	5	5	Male	0	0	0	0	0	0	0	0
				Female	5	0	1	4	0	0	0	0
3312	Administrator II	2	1	Male	1	1	0	0	0	0	0	0
				Female	1	0	0	0	1	0	0	0
3306	Administrator III	2	1	Male	0	0	0	0	0	0	0	0
				Female	2	1	0	0	0	1	0	0
3300	Administrator IV	1	0	Male	1	1	0	0	0	0	0	0
				Female	0	0	0	0	0	0	0	0
Grand Total #		24	21	Male #	6	2	0	2	2	0	0	0
Grand Total %			87.5	Male %	25.0	8.3	0.0	8.3	8.3	0.0	0.00	0.00
				Female #	18	1	2	13	1	1	0	0
				Female%	75.0	4.2	8.3	54.2	4.2	4.2	0.00	0.0

California State University, Los Angeles

Snapshot Date: 11/01/2016

Workforce Analysis

Organizational Unit: Health Center

Job Code	JobTitle	Total		Total								
		EMP	MIN	EMP	W	AA	H	A	NA	PI	2+	
8148	Medical Assistant	4	4	Male	0	0	0	0	0	0	0	0
				Female	4	0	1	2	1	0	0	
1032	Admin Support Assistant 12 Mo	3	2	Male	1	0	1	0	0	0	0	0
				Female	2	1	0	1	0	0	0	
7994	Pharmacy Technician	1	1	Male	0	0	0	0	0	0	0	0
				Female	1	0	0	1	0	0	0	
7922	Phlebotomist/Clinical Lab Asst	2	2	Male	1	0	0	1	0	0	0	0
				Female	1	0	0	0	1	0	0	
1142	Medical Secretary	1	1	Male	0	0	0	0	0	0	0	0
				Female	1	0	0	0	1	0	0	
1035	Admin Support Coord 12 Mo	1	1	Male	0	0	0	0	0	0	0	0
				Female	1	0	0	0	1	0	0	
8134	Licensed Vocational Nurse I	1	1	Male	0	0	0	0	0	0	0	0
				Female	1	0	0	1	0	0	0	
8147	Health Educator	1	1	Male	0	0	0	0	0	0	0	0
				Female	1	0	0	1	0	0	0	
1038	Admin Analyst/Spclst 12 Mo	2	2	Male	0	0	0	0	0	0	0	0
				Female	2	0	0	1	1	0	0	
7996	Radiologic Technologist II	1	1	Male	1	0	0	0	1	0	0	0
				Female	0	0	0	0	0	0	0	
8154	Registered Nurse II	3	3	Male	0	0	0	0	0	0	0	0
				Female	3	0	1	1	1	0	0	
3084	SSP III	1	1	Male	0	0	0	0	0	0	0	0
				Female	1	0	1	0	0	0	0	
420	Info Tech Consultant 12 Mo	1	1	Male	1	0	1	0	0	0	0	0
				Female	0	0	0	0	0	0	0	

California State University, Los Angeles

Snapshot Date: 11/01/2016

Workforce Analysis

Organizational Unit: Health Center

Job Code	JobTitle	Total		Total								
		EMP	MIN	EMP	W	AA	H	A	NA	PI	2+	
8157	Registered Nurse III	1	1	Male	0	0	0	0	0	0	0	0
				Female	1	0	0	0	1	0	0	0
3070	SSP Academic Related I 12 Mo	3	1	Male	0	0	0	0	0	0	0	0
				Female	3	2	0	1	0	0	0	0
8161	Physician Assistant	1	0	Male	0	0	0	0	0	0	0	0
				Female	1	1	0	0	0	0	0	0
3312	Administrator II	2	0	Male	1	1	0	0	0	0	0	0
				Female	1	1	0	0	0	0	0	0
8166	Nurse Practitioner	1	1	Male	0	0	0	0	0	0	0	0
				Female	1	0	0	0	1	0	0	0
7992	Pharmacist I	1	1	Male	0	0	0	0	0	0	0	0
				Female	1	0	0	0	1	0	0	0
7993	Pharmacist II	1	1	Male	1	0	0	0	1	0	0	0
				Female	0	0	0	0	0	0	0	0
7737	Physician	4	3	Male	4	1	1	0	2	0	0	0
				Female	0	0	0	0	0	0	0	0
3300	Administrator IV	1	0	Male	0	0	0	0	0	0	0	0
				Female	1	1	0	0	0	0	0	0
Grand Total #		37	29	Male #	10	2	3	1	4	0	0	0
Grand Total %			78.4	Male %	27.0	5.4	8.1	2.7	10.8	0.0	0.00	0.00
				Female #	27	6	3	9	9	0	0	0
				Female%	73.0	16.2	8.1	24.3	24.3	0.0	0.00	0.0

California State University, Los Angeles

Snapshot Date: 11/01/2016

Workforce Analysis

Organizational Unit: HHS Advisement & Outreach Ctr

Job Code	JobTitle	Total		Total								
		EMP	MIN	EMP	W	AA	H	A	NA	PI	2+	
2355	Graduate Assistant	1	1	Male	0	0	0	0	0	0	0	0
				Female	1	0	0	1	0	0	0	0
2358 - HHS Advisement & Outreach Ctr	Lecturer AY	5	3	Male	3	2	1	0	0	0	0	0
				Female	2	0	2	0	0	0	0	0
Grand Total #		6	4	Male #	3	2	1	0	0	0	0	0
Grand Total %			66.7	Male %	50.0	33.3	16.7	0.0	0.0	0.0	0.00	0.00
				Female #	3	0	2	1	0	0	0	0
				Female%	50.0	0.0	33.3	16.7	0.0	0.0	0.00	0.0

California State University, Los Angeles

Snapshot Date: 11/01/2016

Workforce Analysis

Organizational Unit: History

Job Code	JobTitle	Total		Total								
		EMP	MIN	EMP	W	AA	H	A	NA	PI	2+	
2355	Graduate Assistant	3	3	Male	3	0	0	3	0	0	0	0
				Female	0	0	0	0	0	0	0	
1032	Admin Support Assistant 12 Mo	1	1	Male	1	0	0	1	0	0	0	0
				Female	0	0	0	0	0	0	0	
1035	Admin Support Coord 12 Mo	1	1	Male	0	0	0	0	0	0	0	0
				Female	1	0	1	0	0	0	0	
2358 - History	Lecturer AY	16	6	Male	9	5	0	4	0	0	0	0
				Female	7	5	0	2	0	0	0	
2360 - History	Instr Fac AY	13	5	Male	6	4	1	1	0	0	0	0
				Female	7	4	0	1	2	0	0	
2481 - History	Dept Chair 12 Mo	1	0	Male	1	1	0	0	0	0	0	0
				Female	0	0	0	0	0	0	0	
Grand Total #		35	16	Male #	20	10	1	9	0	0	0	0
Grand Total %			45.7	Male %	57.1	28.6	2.9	25.7	0.0	0.0	0.00	0.00
				Female #	15	9	1	3	2	0	0	0
				Female%	42.9	25.7	2.9	8.6	5.7	0.0	0.00	0.0

California State University, Los Angeles

Snapshot Date: 11/01/2016

Workforce Analysis

Organizational Unit: Honors College

Job Code	JobTitle	Total		Total								
		EMP	MIN	EMP	W	AA	H	A	NA	PI	2+	
1038	Admin Analyst/Spclst 12 Mo	1	1	Male	0	0	0	0	0	0	0	0
				Female	1	0	0	1	0	0	0	0
3082	SSP II	1	1	Male	0	0	0	0	0	0	0	0
				Female	1	0	0	1	0	0	0	0
2358 - Honors College	Lecturer AY	3	0	Male	1	1	0	0	0	0	0	0
				Female	2	2	0	0	0	0	0	0
3084	SSP III	1	0	Male	0	0	0	0	0	0	0	0
				Female	1	1	0	0	0	0	0	0
2360 - Honors College	Instr Fac AY	1	1	Male	1	0	0	1	0	0	0	0
				Female	0	0	0	0	0	0	0	0
3312	Administrator II	1	0	Male	1	1	0	0	0	0	0	0
				Female	0	0	0	0	0	0	0	0
3306	Administrator III	1	1	Male	0	0	0	0	0	0	0	0
				Female	1	0	0	0	1	0	0	0
Grand Total #		9	4	Male #	3	2	0	1	0	0	0	0
Grand Total %			44.4	Male %	33.3	22.2	0.0	11.1	0.0	0.0	0.00	0.00
				Female #	6	3	0	2	1	0	0	0
				Female%	66.7	33.3	0.0	22.2	11.1	0.0	0.00	0.0

California State University, Los Angeles

Snapshot Date: 11/01/2016

Workforce Analysis

Organizational Unit: Housing Services

Job Code	JobTitle	Total		Total								
		EMP	MIN	EMP	W	AA	H	A	NA	PI	2+	
1032	Admin Support Assistant 12 Mo	3	3	Male	0	0	0	0	0	0	0	0
				Female	3	0	2	1	0	0	0	0
9687	Head Resident II	3	1	Male	1	1	0	0	0	0	0	0
				Female	2	1	1	0	0	0	0	0
3079	SSP I	1	1	Male	0	0	0	0	0	0	0	0
				Female	1	0	0	1	0	0	0	0
1035	Admin Support Coord 12 Mo	1	1	Male	0	0	0	0	0	0	0	0
				Female	1	0	0	1	0	0	0	0
1740	Accounting Technician III	1	1	Male	0	0	0	0	0	0	0	0
				Female	1	0	0	1	0	0	0	0
6250	Facilities Worker I	1	1	Male	1	0	0	1	0	0	0	0
				Female	0	0	0	0	0	0	0	0
800	Pub Affairs/Comm Spec 12 Mo	1	1	Male	0	0	0	0	0	0	0	0
				Female	1	0	0	0	1	0	0	0
6940	Facilities Maintenance Mech	4	4	Male	4	0	0	4	0	0	0	0
				Female	0	0	0	0	0	0	0	0
3318	Administrator I	2	2	Male	2	0	1	1	0	0	0	0
				Female	0	0	0	0	0	0	0	0
3312	Administrator II	1	0	Male	0	0	0	0	0	0	0	0
				Female	1	1	0	0	0	0	0	0
Grand Total #		18	15	Male #	8	1	1	6	0	0	0	0
Grand Total %			83.3	Male %	44.4	5.6	5.6	33.3	0.0	0.0	0.00	0.00
				Female #	10	2	3	4	1	0	0	0
				Female%	55.6	11.1	16.7	22.2	5.6	0.0	0.00	0.0

California State University, Los Angeles

Snapshot Date: 11/01/2016

Workforce Analysis

Organizational Unit: Human Resource Management

Job Code	JobTitle	Total		Total								
		EMP	MIN	EMP	W	AA	H	A	NA	PI	2+	
1032	Admin Support Assistant 12 Mo	2	2	Male	0	0	0	0	0	0	0	0
				Female	2	0	0	2	0	0	0	0
1035	Admin Support Coord 12 Mo	1	1	Male	0	0	0	0	0	0	0	0
				Female	1	0	0	1	0	0	0	0
1038	Admin Analyst/Splst 12 Mo	5	5	Male	0	0	0	0	0	0	0	0
				Female	5	0	1	3	1	0	0	0
1176	Cnfdntl Admin Support 12 Mo	3	3	Male	1	0	0	1	0	0	0	0
				Female	2	0	0	2	0	0	0	0
3312	Administrator II	2	2	Male	0	0	0	0	0	0	0	0
				Female	2	0	1	1	0	0	0	0
3306	Administrator III	1	1	Male	0	0	0	0	0	0	0	0
				Female	1	0	0	1	0	0	0	0
Grand Total #		14	14	Male #	1	0	0	1	0	0	0	0
Grand Total %			100.0	Male %	7.1	0.0	0.0	7.1	0.0	0.0	0.00	0.00
				Female #	13	0	2	10	1	0	0	0
				Female%	92.9	0.0	14.3	71.4	7.1	0.0	0.00	0.0

California State University, Los Angeles

Snapshot Date: 11/01/2016

Workforce Analysis

Organizational Unit: Hydrogen Fueling Operation

Job Code	JobTitle	Total		Total								
		EMP	MIN	EMP	W	AA	H	A	NA	PI	2+	
7012	Equip Tech II, Electro-Mechnl	1	0	Male	1	1	0	0	0	0	0	0
				Female	0	0	0	0	0	0	0	0
Grand Total #		1	0	Male #	1	1	0	0	0	0	0	0
Grand Total %			0.0	Male %	100.0	100.0	0.0	0.0	0.0	0.0	0.00	0.00
				Female #	0	0	0	0	0	0	0	0
				Female%	0.0	0.0	0.0	0.0	0.0	0.0	0.00	0.00

California State University, Los Angeles

Snapshot Date: 11/01/2016

Workforce Analysis

Organizational Unit: Information Systems

Job Code	JobTitle	Total		Total								
		EMP	MIN	EMP	W	AA	H	A	NA	PI	2+	
2358 - Information Systems	Lecturer AY	10	6	Male	7	2	1	0	3	0	0	1
				Female	3	2	0	0	1	0	0	
2360 - Information Systems	Instr Fac AY	12	9	Male	9	3	0	1	5	0	0	0
				Female	3	0	0	0	3	0	0	
2481 - Information Systems	Dept Chair 12 Mo	1	0	Male	1	1	0	0	0	0	0	0
				Female	0	0	0	0	0	0	0	
Grand Total #		23	15	Male #	17	6	1	1	8	0	0	1
Grand Total %			65.2	Male %	73.9	26.1	4.3	4.3	34.8	0.0	0.00	4.35
				Female #	6	2	0	0	4	0	0	0
				Female%	26.1	8.7	0.0	0.0	17.4	0.0	0.00	0.0

California State University, Los Angeles

Snapshot Date: 11/01/2016

Workforce Analysis

Organizational Unit: Information Technology Svcs

Job Code	JobTitle	Total		Total								
		EMP	MIN	EMP	W	AA	H	A	NA	PI	2+	
1032	Admin Support Assistant 12 Mo	1	1	Male	0	0	0	0	0	0	0	0
				Female	1	0	0	1	0	0	0	0
410	Operating Sys Analyst 12 Mo	1	1	Male	1	0	0	0	1	0	0	0
				Female	0	0	0	0	0	0	0	0
3306	Administrator III	1	1	Male	0	0	0	0	0	0	0	0
				Female	1	0	0	0	1	0	0	0
Grand Total #		3	3	Male #	1	0	0	0	1	0	0	0
Grand Total %			100.0	Male %	33.3	0.0	0.0	0.0	33.3	0.0	0.00	0.00
				Female #	2	0	0	1	1	0	0	0
				Female%	66.7	0.0	0.0	33.3	33.3	0.0	0.00	0.0

California State University, Los Angeles

Snapshot Date: 11/01/2016

Workforce Analysis

Organizational Unit: Institutional Research

Job Code	JobTitle	Total		Total								
		EMP	MIN	EMP	W	AA	H	A	NA	PI	2+	
5681	Research Technician II	2	2	Male	1	0	0	0	1	0	0	0
				Female	1	0	0	0	1	0	0	0
3312	Administrator II	1	0	Male	0	0	0	0	0	0	0	0
				Female	1	1	0	0	0	0	0	0
5787	Assoc, Acad & Instit Studies 3	1	1	Male	1	0	0	0	1	0	0	0
				Female	0	0	0	0	0	0	0	0
3306	Administrator III	1	0	Male	1	1	0	0	0	0	0	0
				Female	0	0	0	0	0	0	0	0
Grand Total #		5	3	Male #	3	1	0	0	2	0	0	0
Grand Total %			60.0	Male %	60.0	20.0	0.0	0.0	40.0	0.0	0.00	0.00
				Female #	2	1	0	0	1	0	0	0
				Female%	40.0	20.0	0.0	0.0	20.0	0.0	0.00	0.0

California State University, Los Angeles

Snapshot Date: 11/01/2016

Workforce Analysis

Organizational Unit: IT Infrastructure Services

Job Code	JobTitle	Total		Total								
		EMP	MIN	EMP	W	AA	H	A	NA	PI	2+	
420	Info Tech Consultant 12 Mo	3	3	Male	2	0	0	0	2	0	0	0
				Female	1	0	0	0	1	0	0	0
400	Analyst/Programmer 12 Mo	3	3	Male	1	0	0	0	1	0	0	0
				Female	2	0	0	0	2	0	0	0
440	Equip Systems Specialist 12 Mo	3	2	Male	2	1	0	0	1	0	0	0
				Female	1	0	1	0	0	0	0	0
410	Operating Sys Analyst 12 Mo	9	8	Male	8	1	0	0	7	0	0	0
				Female	1	0	0	0	1	0	0	0
430	Network Analyst 12 Mo	4	3	Male	3	1	0	1	1	0	0	0
				Female	1	0	0	0	1	0	0	0
3312	Administrator II	2	1	Male	2	1	0	0	1	0	0	0
				Female	0	0	0	0	0	0	0	0
3306	Administrator III	2	1	Male	2	1	0	1	0	0	0	0
				Female	0	0	0	0	0	0	0	0
Grand Total #		26	21	Male #	20	5	0	2	13	0	0	0
Grand Total %			80.8	Male %	76.9	19.2	0.0	7.7	50.0	0.0	0.00	0.00
				Female #	6	0	1	0	5	0	0	0
				Female%	23.1	0.0	3.8	0.0	19.2	0.0	0.00	0.0

California State University, Los Angeles

Snapshot Date: 11/01/2016

Workforce Analysis

Organizational Unit: ITS Financial & Support Svcs

Job Code	JobTitle	Total		Total								
		EMP	MIN	EMP	W	AA	H	A	NA	PI	2+	
400	Analyst/Programmer 12 Mo	3	3	Male	1	0	0	1	0	0	0	0
				Female	2	0	0	1	1	0	0	0
420	Info Tech Consultant 12 Mo	8	8	Male	5	0	0	2	2	0	0	1
				Female	3	0	0	0	3	0	0	0
810	Media Prod Spec 12 Mo	1	1	Male	0	0	0	0	0	0	0	0
				Female	1	0	0	1	0	0	0	0
450	Operations Specialist 12 Mo	3	1	Male	2	2	0	0	0	0	0	0
				Female	1	0	1	0	0	0	0	0
820	Graphic Designer 12 Mo	1	1	Male	1	0	0	0	1	0	0	0
				Female	0	0	0	0	0	0	0	0
3312	Administrator II	1	1	Male	0	0	0	0	0	0	0	0
				Female	1	0	0	0	1	0	0	0
3306	Administrator III	1	0	Male	1	1	0	0	0	0	0	0
				Female	0	0	0	0	0	0	0	0
Grand Total #		18	15	Male #	10	3	0	3	3	0	0	1
Grand Total %			83.3	Male %	55.6	16.7	0.0	16.7	16.7	0.0	0.00	5.56
				Female #	8	0	1	2	5	0	0	0
				Female%	44.4	0.0	5.6	11.1	27.8	0.0	0.00	0.0

California State University, Los Angeles

Snapshot Date: 11/01/2016

Workforce Analysis

Organizational Unit: Kinesiology & Nutritnl Science

Job Code	JobTitle	Total		Total								
		EMP	MIN	EMP	W	AA	H	A	NA	PI	2+	
2355	Graduate Assistant	8	3	Male	2	1	0	1	0	0	0	0
				Female	6	4	0	0	2	0	0	
2354 - Kinesiology & Nutritnl Science	Teaching Associate AY	8	5	Male	3	1	0	2	0	0	0	0
				Female	5	2	0	2	1	0	0	
1514	Athletic Equipment Attendant I	1	1	Male	1	0	0	1	0	0	0	0
				Female	0	0	0	0	0	0	0	
1032	Admin Support Assistant 12 Mo	1	1	Male	0	0	0	0	0	0	0	0
				Female	1	0	0	1	0	0	0	
1035	Admin Support Coord 12 Mo	2	2	Male	0	0	0	0	0	0	0	0
				Female	2	0	0	1	0	0	0	1
1513	Athletic Equipment Attendant 2	1	0	Male	0	0	0	0	0	0	0	0
				Female	1	1	0	0	0	0	0	
2358 - Kinesiology & Nutritnl Science	Lecturer AY	58	31	Male	25	9	1	8	6	1	0	0
				Female	33	18	0	9	5	1	0	
2360 - Kinesiology & Nutritnl Science	Instr Fac AY	17	7	Male	9	5	0	1	3	0	0	0
				Female	8	5	1	0	2	0	0	
2481 - Kinesiology & Nutritnl Science	Dept Chair 12 Mo	1	0	Male	0	0	0	0	0	0	0	0
				Female	1	1	0	0	0	0	0	
Grand Total #		97	50	Male #	40	16	1	13	9	1	0	0
Grand Total %			51.5	Male %	41.2	16.5	1.0	13.4	9.3	1.0	0.00	0.00
				Female #	57	31	1	13	10	1	0	1
				Female%	58.8	32.0	1.0	13.4	10.3	1.0	0.00	1.0

California State University, Los Angeles

Snapshot Date: 11/01/2016

Workforce Analysis

Organizational Unit: Latin American Studies

Job Code	JobTitle	Total		Total								
		EMP	MIN	EMP	W	AA	H	A	NA	PI	2+	
2358 - Latin American Studies	Lecturer AY	3	2	Male	2	1	0	1	0	0	0	0
				Female	1	0	0	1	0	0	0	0
2360 - Latin American Studies	Instr Fac AY	1	1	Male	1	0	0	1	0	0	0	0
				Female	0	0	0	0	0	0	0	0
2481 - Latin American Studies	Dept Chair 12 Mo	1	0	Male	0	0	0	0	0	0	0	0
				Female	1	1	0	0	0	0	0	0
Grand Total #		5	3	Male #	3	1	0	2	0	0	0	0
Grand Total %			60.0	Male %	60.0	20.0	0.0	40.0	0.0	0.0	0.00	0.00
				Female #	2	1	0	1	0	0	0	0
				Female%	40.0	20.0	0.0	20.0	0.0	0.0	0.00	0.0

California State University, Los Angeles

Snapshot Date: 11/01/2016

Workforce Analysis

Organizational Unit: Liberal Studies

Job Code	JobTitle	Total		Total								
		EMP	MIN	EMP	W	AA	H	A	NA	PI	2+	
1035	Admin Support Coord 12 Mo	1	1	Male	0	0	0	0	0	0	0	0
				Female	1	0	0	1	0	0	0	0
2358 - Liberal Studies	Lecturer AY	7	6	Male	0	0	0	0	0	0	0	0
				Female	7	1	0	2	3	0	0	1
2360 - Liberal Studies	Instr Fac AY	5	2	Male	4	3	0	1	0	0	0	0
				Female	1	0	0	1	0	0	0	0
2481 - Liberal Studies	Dept Chair 12 Mo	1	0	Male	1	1	0	0	0	0	0	0
				Female	0	0	0	0	0	0	0	0
Grand Total #		14	9	Male #	5	4	0	1	0	0	0	0
Grand Total %			64.3	Male %	35.7	28.6	0.0	7.1	0.0	0.0	0.00	0.00
				Female #	9	1	0	4	3	0	0	1
				Female%	64.3	7.1	0.0	28.6	21.4	0.0	0.00	7.1

California State University, Los Angeles

Snapshot Date: 11/01/2016

Workforce Analysis

Organizational Unit: Luckman

Job Code	JobTitle	Total		Total								
		EMP	MIN	EMP	W	AA	H	A	NA	PI	2+	
1800	Casual Worker	41	23	Male	33	15	1	13	3	0	0	1
				Female	8	3	0	4	0	0	1	0
1035	Admin Support Coord 12 Mo	1	1	Male	0	0	0	0	0	0	0	0
				Female	1	0	1	0	0	0	0	0
3318	Administrator I	2	1	Male	2	1	0	1	0	0	0	0
				Female	0	0	0	0	0	0	0	0
3300	Administrator IV	1	0	Male	0	0	0	0	0	0	0	0
				Female	1	1	0	0	0	0	0	0
Grand Total #		45	25	Male #	35	16	1	14	3	0	0	1
Grand Total %			55.6	Male %	77.8	35.6	2.2	31.1	6.7	0.0	0.00	2.22
				Female #	10	4	1	4	0	0	1	0
				Female%	22.2	8.9	2.2	8.9	0.0	0.0	2.22	0.0

California State University, Los Angeles

Snapshot Date: 11/01/2016

Workforce Analysis

Organizational Unit: Management

Job Code	JobTitle	Total		Total								
		EMP	MIN	EMP	W	AA	H	A	NA	PI	2+	
2358 - Management	Lecturer AY	26	15	Male	20	8	6	3	3	0	0	0
				Female	6	3	1	2	0	0	0	0
2360 - Management	Instr Fac AY	13	6	Male	8	4	0	0	4	0	0	0
				Female	5	3	0	0	2	0	0	0
2481 - Management	Dept Chair 12 Mo	1	1	Male	1	0	0	0	1	0	0	0
				Female	0	0	0	0	0	0	0	0
Grand Total #		40	22	Male #	29	12	6	3	8	0	0	0
Grand Total %			55.0	Male %	72.5	30.0	15.0	7.5	20.0	0.0	0.00	0.00
				Female #	11	6	1	2	2	0	0	0
				Female%	27.5	15.0	2.5	5.0	5.0	0.0	0.00	0.0

California State University, Los Angeles

Snapshot Date: 11/01/2016

Workforce Analysis

Organizational Unit: Marketing

Job Code	JobTitle	Total		Total								
		EMP	MIN	EMP	W	AA	H	A	NA	PI	2+	
2358 - Marketing	Lecturer AY	2	2	Male	1	0	0	0	1	0	0	0
				Female	1	0	0	0	1	0	0	0
2360 - Marketing	Instr Fac AY	11	8	Male	3	0	1	0	2	0	0	0
				Female	8	3	1	1	2	0	0	1
Grand Total #		13	10	Male #	4	0	1	0	3	0	0	0
Grand Total %			76.9	Male %	30.8	0.0	7.7	0.0	23.1	0.0	0.00	0.00
				Female #	9	3	1	1	3	0	0	1
				Female%	69.2	23.1	7.7	7.7	23.1	0.0	0.00	7.7

California State University, Los Angeles

Snapshot Date: 11/01/2016

Workforce Analysis

Organizational Unit: Mathematics

Job Code	JobTitle	Total		Total								
		EMP	MIN	EMP	W	AA	H	A	NA	PI	2+	
1032	Admin Support Assistant 12 Mo	2	2	Male	1	0	0	0	1	0	0	0
				Female	1	0	0	1	0	0	0	0
1035	Admin Support Coord 12 Mo	1	1	Male	0	0	0	0	0	0	0	0
				Female	1	0	0	0	1	0	0	0
2358 - Mathematics	Lecturer AY	66	45	Male	35	6	2	10	17	0	0	0
				Female	31	15	0	1	15	0	0	0
2360 - Mathematics	Instr Fac AY	10	4	Male	5	3	1	0	1	0	0	0
				Female	5	3	0	0	2	0	0	0
2482 - Mathematics	Dept Chair AY	1	0	Male	1	1	0	0	0	0	0	0
				Female	0	0	0	0	0	0	0	0
2481 - Mathematics	Dept Chair 12 Mo	1	0	Male	1	1	0	0	0	0	0	0
				Female	0	0	0	0	0	0	0	0
Grand Total #		81	52	Male #	43	11	3	10	19	0	0	0
Grand Total %			64.2	Male %	53.1	13.6	3.7	12.3	23.5	0.0	0.00	0.00
				Female #	38	18	0	2	18	0	0	0
				Female%	46.9	22.2	0.0	2.5	22.2	0.0	0.00	0.0

California State University, Los Angeles

Snapshot Date: 11/01/2016

Workforce Analysis

Organizational Unit: Mechanical Engineer

Job Code	JobTitle	Total		Total								
		EMP	MIN	EMP	W	AA	H	A	NA	PI	2+	
2355	Graduate Assistant	2	1	Male	1	0	0	1	0	0	0	0
				Female	1	1	0	0	0	0	0	
1035	Admin Support Coord 12 Mo	1	0	Male	0	0	0	0	0	0	0	0
				Female	1	1	0	0	0	0	0	0
2358 - Mechanical Engineer	Lecturer AY	15	7	Male	14	8	0	1	5	0	0	0
				Female	1	0	0	1	0	0	0	0
2360 - Mechanical Engineer	Instr Fac AY	10	6	Male	9	4	0	1	4	0	0	0
				Female	1	0	0	0	1	0	0	0
2481 - Mechanical Engineer	Dept Chair 12 Mo	1	0	Male	1	1	0	0	0	0	0	0
				Female	0	0	0	0	0	0	0	0
Grand Total #		29	14	Male #	25	13	0	3	9	0	0	0
Grand Total %			48.3	Male %	86.2	44.8	0.0	10.3	31.0	0.0	0.00	0.00
				Female #	4	2	0	1	1	0	0	0
				Female%	13.8	6.9	0.0	3.4	3.4	0.0	0.00	0.0

California State University, Los Angeles

Snapshot Date: 11/01/2016

Workforce Analysis

Organizational Unit: Modern Languages & Literatre

Job Code	JobTitle	Total		Total								
		EMP	MIN	EMP	W	AA	H	A	NA	PI	2+	
2354 - Modern Languages & Literatre	Teaching Associate AY	2	2	Male	0	0	0	0	0	0	0	0
				Female	2	0	0	2	0	0	0	0
2358 - Modern Languages & Literatre	Lecturer AY	8	6	Male	2	1	0	1	0	0	0	0
				Female	6	1	0	0	5	0	0	0
1035	Admin Support Coord 12 Mo	1	1	Male	0	0	0	0	0	0	0	0
				Female	1	0	0	0	1	0	0	0
2360 - Modern Languages & Literatre	Instr Fac AY	12	10	Male	5	0	0	3	2	0	0	0
				Female	7	2	0	2	3	0	0	0
2481 - Modern Languages & Literatre	Dept Chair 12 Mo	1	1	Male	0	0	0	0	0	0	0	0
				Female	1	0	0	0	1	0	0	0
Grand Total #		24	20	Male #	7	1	0	4	2	0	0	0
Grand Total %			83.3	Male %	29.2	4.2	0.0	16.7	8.3	0.0	0.00	0.00
				Female #	17	3	0	4	10	0	0	0
				Female%	70.8	12.5	0.0	16.7	41.7	0.0	0.00	0.0

California State University, Los Angeles

Snapshot Date: 11/01/2016

Workforce Analysis

Organizational Unit: Music

Job Code	JobTitle	Total		Total								
		EMP	MIN	EMP	W	AA	H	A	NA	PI	2+	
2355	Graduate Assistant	3	2	Male	2	1	0	1	0	0	0	0
				Female	1	0	0	0	1	0	0	
2354 - Music	Teaching Associate AY	3	0	Male	2	2	0	0	0	0	0	
				Female	1	1	0	0	0	0	0	
1032	Admin Support Assistant 12 Mo	1	1	Male	0	0	0	0	0	0	0	
				Female	1	0	0	0	1	0	0	
1035	Admin Support Coord 12 Mo	1	1	Male	0	0	0	0	0	0	0	
				Female	1	0	0	1	0	0	0	
2866	Accompanist II	4	3	Male	1	1	0	0	0	0	0	
				Female	3	0	0	1	2	0	0	
2358 - Music	Lecturer AY	38	12	Male	24	15	1	6	1	1	0	
				Female	14	11	0	2	1	0	0	
2360 - Music	Instr Fac AY	19	5	Male	10	7	1	2	0	0	0	
				Female	9	7	0	0	2	0	0	
Grand Total #		69	24	Male #	39	26	2	9	1	1	0	
Grand Total %			34.8	Male %	56.5	37.7	2.9	13.0	1.4	1.4	0.00	
				Female #	30	19	0	4	7	0	0	
				Female%	43.5	27.5	0.0	5.8	10.1	0.0	0.0	

California State University, Los Angeles

Snapshot Date: 11/01/2016

Workforce Analysis

Organizational Unit: Natural & Social Sciences-Dean

Job Code	JobTitle	Total		Total								
		EMP	MIN	EMP	W	AA	H	A	NA	PI	2+	
2354 - Natural & Social Sciences-Dean	Teaching Associate AY	30	21	Male	12	3	0	5	4	0	0	0
				Female	18	6	0	6	6	0	0	0
1035	Admin Support Coord 12 Mo	2	1	Male	0	0	0	0	0	0	0	0
				Female	2	1	0	0	1	0	0	0
1038	Admin Analyst/Spclst 12 Mo	4	3	Male	0	0	0	0	0	0	0	0
				Female	4	1	0	1	2	0	0	0
2358 - Natural & Social Sciences-Dean	Lecturer AY	9	5	Male	4	3	1	0	0	0	0	0
				Female	5	1	1	2	1	0	0	0
3082	SSP II	7	7	Male	3	0	0	1	1	0	0	1
				Female	4	0	0	4	0	0	0	0
1032	Admin Support Assistant 12 Mo	1	1	Male	0	0	0	0	0	0	0	0
				Female	1	0	0	0	1	0	0	0
420	Info Tech Consultant 12 Mo	3	2	Male	2	0	0	2	0	0	0	0
				Female	1	1	0	0	0	0	0	0
3312	Administrator II	2	2	Male	2	0	0	0	2	0	0	0
				Female	0	0	0	0	0	0	0	0
2360 - Natural & Social Sciences-Dean	Instr Fac AY	10	4	Male	5	3	1	1	0	0	0	0
				Female	5	3	0	1	0	0	0	1
3306	Administrator III	2	1	Male	1	0	0	1	0	0	0	0
				Female	1	1	0	0	0	0	0	0
3300	Administrator IV	1	1	Male	0	0	0	0	0	0	0	0
				Female	1	0	1	0	0	0	0	0
Grand Total #		71	48	Male #	29	9	2	10	7	0	0	1
Grand Total %			67.6	Male %	40.8	12.7	2.8	14.1	9.9	0.0	0.00	1.41
				Female #	42	14	2	14	11	0	0	1
				Female%	59.2	19.7	2.8	19.7	15.5	0.0	0.00	1.4

California State University, Los Angeles

Snapshot Date: 11/01/2016

Workforce Analysis

Organizational Unit: Nursing

Job Code	JobTitle	Total		Total								
		EMP	MIN	EMP	W	AA	H	A	NA	PI	2+	
2355	Graduate Assistant	2	2	Male	0	0	0	0	0	0	0	0
				Female	2	0	0	1	1	0	0	
1032	Admin Support Assistant 12 Mo	2	0	Male	1	1	0	0	0	0	0	0
				Female	1	1	0	0	0	0	0	
8137	Clinical Assistant	1	1	Male	1	0	0	0	1	0	0	0
				Female	0	0	0	0	0	0	0	
3082	SSP II	2	2	Male	0	0	0	0	0	0	0	0
				Female	2	0	0	1	1	0	0	
2358 - Nursing	Lecturer AY	51	25	Male	8	4	0	1	3	0	0	0
				Female	43	22	4	9	8	0	0	
1035	Admin Support Coord 12 Mo	1	1	Male	0	0	0	0	0	0	0	0
				Female	1	0	0	0	1	0	0	
2360 - Nursing	Instr Fac AY	10	6	Male	1	1	0	0	0	0	0	0
				Female	9	3	1	1	2	1	0	1
2481 - Nursing	Dept Chair 12 Mo	1	1	Male	0	0	0	0	0	0	0	0
				Female	1	0	1	0	0	0	0	
Grand Total #		70	38	Male #	11	6	0	1	4	0	0	0
Grand Total %			54.3	Male %	15.7	8.6	0.0	1.4	5.7	0.0	0.00	0.00
				Female #	59	26	6	12	13	1	0	1
				Female%	84.3	37.1	8.6	17.1	18.6	1.4	0.00	1.4

California State University, Los Angeles

Snapshot Date: 11/01/2016

Workforce Analysis

Organizational Unit: Office of the President

Job Code	JobTitle	Total		Total								
		EMP	MIN	EMP	W	AA	H	A	NA	PI	2+	
1170	Cnfdntl Office Support 12 Mo	2	2	Male	0	0	0	0	0	0	0	0
				Female	2	0	0	2	0	0	0	0
1176	Cnfdntl Admin Support 12 Mo	1	1	Male	0	0	0	0	0	0	0	0
				Female	1	0	0	1	0	0	0	0
3312	Administrator II	3	3	Male	1	0	0	1	0	0	0	0
				Female	2	0	0	1	1	0	0	0
3306	Administrator III	1	1	Male	1	0	0	0	1	0	0	0
				Female	0	0	0	0	0	0	0	0
3300	Administrator IV	1	1	Male	1	0	0	1	0	0	0	0
				Female	0	0	0	0	0	0	0	0
2977	President	1	0	Male	1	1	0	0	0	0	0	0
				Female	0	0	0	0	0	0	0	0
Grand Total #		9	8	Male #	4	1	0	2	1	0	0	0
Grand Total %			88.9	Male %	44.4	11.1	0.0	22.2	11.1	0.0	0.00	0.00
				Female #	5	0	0	4	1	0	0	0
				Female%	55.6	0.0	0.0	44.4	11.1	0.0	0.00	0.0

California State University, Los Angeles

Snapshot Date: 11/01/2016

Workforce Analysis

Organizational Unit: Office. Resrch., Adv., & Dev.

Job Code	JobTitle	Total		Total								
		EMP	MIN	EMP	W	AA	H	A	NA	PI	2+	
1032	Admin Support Assistant 12 Mo	1	0	Male	0	0	0	0	0	0	0	0
				Female	1	1	0	0	0	0	0	0
1038	Admin Analyst/Splclst 12 Mo	1	1	Male	0	0	0	0	0	0	0	0
				Female	1	0	0	1	0	0	0	0
3306	Administrator III	1	1	Male	1	0	0	0	1	0	0	0
				Female	0	0	0	0	0	0	0	0
Grand Total #		3	2	Male #	1	0	0	0	1	0	0	0
Grand Total %			66.7	Male %	33.3	0.0	0.0	0.0	33.3	0.0	0.00	0.00
				Female #	2	1	0	1	0	0	0	0
				Female%	66.7	33.3	0.0	33.3	0.0	0.0	0.00	0.0

California State University, Los Angeles

Snapshot Date: 11/01/2016

Workforce Analysis

Organizational Unit: One Card

Job Code	JobTitle	Total		Total								
		EMP	MIN	EMP	W	AA	H	A	NA	PI	2+	
1762	Accountant I	1	1	Male	0	0	0	0	0	0	0	0
				Female	1	0	0	0	1	0	0	0
1038	Admin Analyst/Splclst 12 Mo	1	1	Male	0	0	0	0	0	0	0	0
				Female	1	0	0	0	1	0	0	0
Grand Total #		2	2	Male #	0	0	0	0	0	0	0	0
Grand Total %			100.0	Male %	0.0	0.0	0.0	0.0	0.0	0.0	0.00	0.00
				Female #	2	0	0	0	2	0	0	0
				Female%	100.0	0.0	0.0	0.0	100.0	0.0	0.00	0.0

California State University, Los Angeles

Snapshot Date: 11/01/2016

Workforce Analysis

Organizational Unit: Orientation

Job Code	JobTitle	Total		Total								
		EMP	MIN	EMP	W	AA	H	A	NA	PI	2+	
1032	Admin Support Assistant 12 Mo	1	1	Male	0	0	0	0	0	0	0	0
				Female	1	0	0	1	0	0	0	0
3312	Administrator II	1	1	Male	0	0	0	0	0	0	0	0
				Female	1	0	0	1	0	0	0	0
Grand Total #		2	2	Male #	0	0	0	0	0	0	0	0
Grand Total %			100.0	Male %	0.0	0.0	0.0	0.0	0.0	0.0	0.00	0.00
				Female #	2	0	0	2	0	0	0	0
				Female%	100.0	0.0	0.0	100.0	0.0	0.0	0.00	0.0

California State University, Los Angeles

Snapshot Date: 11/01/2016

Workforce Analysis

Organizational Unit: OSD - SSF-Svcs & Accommodation

Job Code	JobTitle	Total		Total								
		EMP	MIN	EMP	W	AA	H	A	NA	PI	2+	
1800	Casual Worker	7	7	Male	4	0	0	4	0	0	0	0
				Female	3	0	0	2	1	0	0	0
1035	Admin Support Coord 12 Mo	1	1	Male	0	0	0	0	0	0	0	0
				Female	1	0	0	1	0	0	0	0
420	Info Tech Consultant 12 Mo	1	1	Male	1	0	0	1	0	0	0	0
				Female	0	0	0	0	0	0	0	0
7193	Hrly Intrprt/Rltmecap/Catscrbr	11	9	Male	2	0	0	2	0	0	0	0
				Female	9	2	1	4	1	1	0	0
Grand Total #		20	18	Male #	7	0	0	7	0	0	0	0
Grand Total %			90.0	Male %	35.0	0.0	0.0	35.0	0.0	0.0	0.00	0.00
				Female #	13	2	1	7	2	1	0	0
				Female%	65.0	10.0	5.0	35.0	10.0	5.0	0.00	0.0

California State University, Los Angeles

Snapshot Date: 11/01/2016

Workforce Analysis

Organizational Unit: PaGE Enrollment Services

Job Code	JobTitle	Total		Total								
		EMP	MIN	EMP	W	AA	H	A	NA	PI	2+	
3082	SSP II	1	1	Male	1	0	0	0	1	0	0	0
				Female	0	0	0	0	0	0	0	0
		Grand Total #	1	Male #	1	0	0	0	1	0	0	0
		Grand Total %		Male %	100.0	0.0	0.0	0.0	100.0	0.0	0.00	0.00
				Female #	0	0	0	0	0	0	0	0
				Female%	0.0	0.0	0.0	0.0	0.0	0.0	0.00	0.0

California State University, Los Angeles

Snapshot Date: 11/01/2016

Workforce Analysis

Organizational Unit: PaGE Fiscal Operations

Job Code	JobTitle	Total		Total								
		EMP	MIN	EMP	W	AA	H	A	NA	PI	2+	
1038	Admin Analyst/Spclst 12 Mo	1	1	Male	1	0	0	1	0	0	0	0
				Female	0	0	0	0	0	0	0	0
Grand Total #		1	1	Male #	1	0	0	1	0	0	0	0
Grand Total %			100.0	Male %	100.0	0.0	0.0	100.0	0.0	0.0	0.00	0.00
				Female #	0	0	0	0	0	0	0	0
				Female%	0.0	0.0	0.0	0.0	0.0	0.0	0.00	0.00

California State University, Los Angeles

Snapshot Date: 11/01/2016

Workforce Analysis

Organizational Unit: PaGE International Office

Job Code	JobTitle	Total		Total								
		EMP	MIN	EMP	W	AA	H	A	NA	PI	2+	
1032	Admin Support Assistant 12 Mo	1	1	Male	0	0	0	0	0	0	0	0
				Female	1	0	1	0	0	0	0	
1035	Admin Support Coord 12 Mo	1	1	Male	0	0	0	0	0	0	0	0
				Female	1	0	0	1	0	0	0	
3079	SSP I	1	1	Male	0	0	0	0	0	0	0	0
				Female	1	0	0	1	0	0	0	
3082	SSP II	1	1	Male	0	0	0	0	0	0	0	0
				Female	1	0	0	0	1	0	0	
3084	SSP III	1	1	Male	0	0	0	0	0	0	0	0
				Female	1	0	0	0	1	0	0	
3312	Administrator II	1	1	Male	0	0	0	0	0	0	0	0
				Female	1	0	0	0	1	0	0	
Grand Total #		6	6	Male #	0	0	0	0	0	0	0	0
Grand Total %			100.0	Male %	0.0	0.0	0.0	0.0	0.0	0.0	0.00	0.00
				Female #	6	0	1	2	3	0	0	0
				Female%	100.0	0.0	16.7	33.3	50.0	0.0	0.00	0.0

California State University, Los Angeles

Snapshot Date: 11/01/2016

Workforce Analysis

Organizational Unit: PaGE Mkting and Communication

Job Code	JobTitle	Total		Total								
		EMP	MIN	EMP	W	AA	H	A	NA	PI	2+	
3312	Administrator II	1	1	Male	1	0	0	1	0	0	0	0
				Female	0	0	0	0	0	0	0	0
Grand Total #		1	1	Male #	1	0	0	1	0	0	0	0
Grand Total %			100.0	Male %	100.0	0.0	0.0	100.0	0.0	0.0	0.00	0.00
				Female #	0	0	0	0	0	0	0	0
				Female%	0.0	0.0	0.0	0.0	0.0	0.0	0.00	0.00

California State University, Los Angeles

Snapshot Date: 11/01/2016

Workforce Analysis

Organizational Unit: Paint Shop

Job Code	JobTitle	Total		Total								
		EMP	MIN	EMP	W	AA	H	A	NA	PI	2+	
6526	Painter	2	1	Male	2	1	0	1	0	0	0	0
				Female	0	0	0	0	0	0	0	
6525	Lead Painter	1	1	Male	1	0	1	0	0	0	0	
				Female	0	0	0	0	0	0	0	
6524	Sprvsng Painter	1	1	Male	1	0	1	0	0	0	0	
				Female	0	0	0	0	0	0	0	
Grand Total #		4	3	Male #	4	1	2	1	0	0	0	
Grand Total %			75.0	Male %	100.0	25.0	50.0	25.0	0.0	0.0	0.00	
				Female #	0	0	0	0	0	0	0	
				Female%	0.0	0.0	0.0	0.0	0.0	0.0	0.00	

California State University, Los Angeles

Snapshot Date: 11/01/2016

Workforce Analysis

Organizational Unit: Pan African Studies

Job Code	JobTitle	Total		Total								
		EMP	MIN	EMP	W	AA	H	A	NA	PI	2+	
1035	Admin Support Coord 12 Mo	1	1	Male	0	0	0	0	0	0	0	0
				Female	1	0	0	1	0	0	0	0
2358 - Pan African Studies	Lecturer AY	8	8	Male	5	0	5	0	0	0	0	0
				Female	3	0	3	0	0	0	0	0
2360 - Pan African Studies	Instr Fac AY	3	3	Male	2	0	2	0	0	0	0	0
				Female	1	0	1	0	0	0	0	0
2481 - Pan African Studies	Dept Chair 12 Mo	1	1	Male	0	0	0	0	0	0	0	0
				Female	1	0	1	0	0	0	0	0
Grand Total #		13	13	Male #	7	0	7	0	0	0	0	0
Grand Total %			100.0	Male %	53.8	0.0	53.8	0.0	0.0	0.0	0.00	0.00
				Female #	6	0	5	1	0	0	0	0
				Female%	46.2	0.0	38.5	7.7	0.0	0.0	0.00	0.0

California State University, Los Angeles

Snapshot Date: 11/01/2016

Workforce Analysis

Organizational Unit: Parking

Job Code	JobTitle	Total		Total								
		EMP	MIN	EMP	W	AA	H	A	NA	PI	2+	
8810	Parking Officer 12 Mo	7	7	Male	4	0	2	2	0	0	0	0
				Female	3	0	1	2	0	0	0	0
1032	Admin Support Assistant 12 Mo	2	2	Male	0	0	0	0	0	0	0	0
				Female	2	0	0	2	0	0	0	0
8820	Community Service Spec 12 Mo	1	1	Male	1	0	0	1	0	0	0	0
				Female	0	0	0	0	0	0	0	0
1730	Accounting Technician I	1	1	Male	0	0	0	0	0	0	0	0
				Female	1	0	0	1	0	0	0	0
1035	Admin Support Coord 12 Mo	3	3	Male	0	0	0	0	0	0	0	0
				Female	3	0	0	2	1	0	0	0
1038	Admin Analyst/Splst 12 Mo	2	2	Male	2	0	0	2	0	0	0	0
				Female	0	0	0	0	0	0	0	0
1741	Accounting Technician II	1	1	Male	0	0	0	0	0	0	0	0
				Female	1	0	0	1	0	0	0	0
6940	Facilities Maintenance Mech	2	2	Male	2	0	0	2	0	0	0	0
				Female	0	0	0	0	0	0	0	0
3312	Administrator II	1	1	Male	0	0	0	0	0	0	0	0
				Female	1	0	0	1	0	0	0	0
Grand Total #		20	20	Male #	9	0	2	7	0	0	0	0
Grand Total %			100.0	Male %	45.0	0.0	10.0	35.0	0.0	0.0	0.00	0.00
				Female #	11	0	1	9	1	0	0	0
				Female%	55.0	0.0	5.0	45.0	5.0	0.0	0.00	0.0

California State University, Los Angeles

Snapshot Date: 11/01/2016

Workforce Analysis

Organizational Unit: Pat Brown Institute

Job Code	JobTitle	Total		Total								
		EMP	MIN	EMP	W	AA	H	A	NA	PI	2+	
1038	Admin Analyst/Spclst 12 Mo	1	1	Male	0	0	0	0	0	0	0	0
				Female	1	0	0	0	1	0	0	0
3312	Administrator II	1	1	Male	0	0	0	0	0	0	0	0
				Female	1	0	0	1	0	0	0	0
3306	Administrator III	1	0	Male	1	1	0	0	0	0	0	0
				Female	0	0	0	0	0	0	0	0
Grand Total #		3	2	Male #	1	1	0	0	0	0	0	0
Grand Total %			66.7	Male %	33.3	33.3	0.0	0.0	0.0	0.0	0.00	0.00
				Female #	2	0	0	1	1	0	0	0
				Female%	66.7	0.0	0.0	33.3	33.3	0.0	0.00	0.0

California State University, Los Angeles

Snapshot Date: 11/01/2016

Workforce Analysis

Organizational Unit: Payroll

Job Code	JobTitle	Total		Total									
		EMP	MIN	EMP	W	AA	H	A	NA	PI	2+		
1032	Admin Support Assistant 12 Mo	2	2	Male	0	0	0	0	0	0	0	0	0
				Female	2	0	0	2	0	0	0	0	
1101	Payroll Technician II	3	2	Male	0	0	0	0	0	0	0	0	
				Female	3	1	0	0	2	0	0		
1038	Admin Analyst/Splst 12 Mo	1	1	Male	0	0	0	0	0	0	0	0	
				Female	1	0	0	1	0	0	0		
Grand Total #		6	5	Male #	0	0	0	0	0	0	0	0	
Grand Total %			83.3	Male %	0.0	0.0	0.0	0.0	0.0	0.0	0.00	0.00	
				Female #	6	1	0	3	2	0	0	0	
				Female%	100.0	16.7	0.0	50.0	33.3	0.0	0.00	0.0	

California State University, Los Angeles

Snapshot Date: 11/01/2016

Workforce Analysis

Organizational Unit: Philosophy

Job Code	JobTitle	Total		Total								
		EMP	MIN	EMP	W	AA	H	A	NA	PI	2+	
2355	Graduate Assistant	6	5	Male	5	1	1	1	2	0	0	0
				Female	1	0	0	1	0	0	0	0
1035	Admin Support Coord 12 Mo	1	1	Male	0	0	0	0	0	0	0	0
				Female	1	0	0	0	1	0	0	0
2358 - Philosophy	Lecturer AY	10	2	Male	9	7	0	1	0	0	0	1
				Female	1	1	0	0	0	0	0	0
2360 - Philosophy	Instr Fac AY	7	4	Male	6	2	0	1	3	0	0	0
				Female	1	1	0	0	0	0	0	0
2481 - Philosophy	Dept Chair 12 Mo	1	0	Male	0	0	0	0	0	0	0	0
				Female	1	1	0	0	0	0	0	0
Grand Total #		25	12	Male #	20	10	1	3	5	0	0	1
Grand Total %			48.0	Male %	80.0	40.0	4.0	12.0	20.0	0.0	0.00	4.00
				Female #	5	3	0	1	1	0	0	0
				Female%	20.0	12.0	0.0	4.0	4.0	0.0	0.00	0.0

California State University, Los Angeles

Snapshot Date: 11/01/2016

Workforce Analysis

Organizational Unit: Physics and Astronomy

Job Code	JobTitle	Total		Total								
		EMP	MIN	EMP	W	AA	H	A	NA	PI	2+	
2355	Graduate Assistant	13	8	Male	10	2	4	4	0	0	0	0
				Female	3	3	0	0	0	0	0	0
2354 - Physics and Astronomy	Teaching Associate AY	2	0	Male	2	2	0	0	0	0	0	0
				Female	0	0	0	0	0	0	0	0
1035	Admin Support Coord 12 Mo	1	1	Male	0	0	0	0	0	0	0	0
				Female	1	0	0	1	0	0	0	0
2358 - Physics and Astronomy	Lecturer AY	18	9	Male	15	7	0	1	6	0	0	1
				Female	3	2	0	0	1	0	0	0
7024	Equip Tech III, Splized Equip	1	1	Male	0	0	0	0	0	0	0	0
				Female	1	0	0	1	0	0	0	0
2360 - Physics and Astronomy	Instr Fac AY	7	3	Male	6	3	0	2	1	0	0	0
				Female	1	1	0	0	0	0	0	0
2481 - Physics and Astronomy	Dept Chair 12 Mo	1	0	Male	1	1	0	0	0	0	0	0
				Female	0	0	0	0	0	0	0	0
Grand Total #		43	22	Male #	34	15	4	7	7	0	0	1
Grand Total %			51.2	Male %	79.1	34.9	9.3	16.3	16.3	0.0	0.00	2.33
				Female #	9	6	0	2	1	0	0	0
				Female%	20.9	14.0	0.0	4.7	2.3	0.0	0.00	0.0

California State University, Los Angeles

Snapshot Date: 11/01/2016

Workforce Analysis

Organizational Unit: Planning & Construction

Job Code	JobTitle	Total		Total								
		EMP	MIN	EMP	W	AA	H	A	NA	PI	2+	
1035	Admin Support Coord 12 Mo	1	1	Male	0	0	0	0	0	0	0	0
				Female	1	0	0	1	0	0	0	0
3312	Administrator II	1	1	Male	1	0	0	0	1	0	0	0
				Female	0	0	0	0	0	0	0	0
3306	Administrator III	1	0	Male	0	0	0	0	0	0	0	0
				Female	1	1	0	0	0	0	0	0
Grand Total #		3	2	Male #	1	0	0	0	1	0	0	0
Grand Total %			66.7	Male %	33.3	0.0	0.0	0.0	33.3	0.0	0.00	0.00
				Female #	2	1	0	1	0	0	0	0
				Female%	66.7	33.3	0.0	33.3	0.0	0.0	0.00	0.0

California State University, Los Angeles

Snapshot Date: 11/01/2016

Workforce Analysis

Organizational Unit: Plumbing Shop

Job Code	JobTitle	Total		Total								
		EMP	MIN	EMP	W	AA	H	A	NA	PI	2+	
6251	Facilities Worker II	1	1	Male	1	0	0	1	0	0	0	0
				Female	0	0	0	0	0	0	0	
6548	Lead Plumber	1	1	Male	1	0	1	0	0	0	0	0
				Female	0	0	0	0	0	0	0	
6549	Plumber	2	2	Male	2	0	0	2	0	0	0	0
				Female	0	0	0	0	0	0	0	
6547	Sprvsng Plumber	1	1	Male	1	0	0	1	0	0	0	0
				Female	0	0	0	0	0	0	0	
Grand Total #		5	5	Male #	5	0	1	4	0	0	0	0
Grand Total %			100.0	Male %	100.0	0.0	20.0	80.0	0.0	0.0	0.00	0.00
				Female #	0	0	0	0	0	0	0	0
				Female%	0.0	0.0	0.0	0.0	0.0	0.0	0.00	0.0

California State University, Los Angeles

Snapshot Date: 11/01/2016

Workforce Analysis

Organizational Unit: Police

Job Code	JobTitle	Total		Total								
		EMP	MIN	EMP	W	AA	H	A	NA	PI	2+	
8820	Community Service Spec 12 Mo	2	2	Male	2	0	1	1	0	0	0	0
				Female	0	0	0	0	0	0	0	
8800	Police Dispatcher 12 Mo	4	4	Male	2	0	1	1	0	0	0	0
				Female	2	0	0	2	0	0	0	0
8346	Police Officer Cadet-NonRep	2	2	Male	1	0	1	0	0	0	0	0
				Female	1	0	0	1	0	0	0	0
1038	Admin Analyst/Spclst 12 Mo	3	3	Male	1	0	0	1	0	0	0	0
				Female	2	0	0	2	0	0	0	0
7000	Equip Maintenance Assistant	1	1	Male	1	0	0	1	0	0	0	0
				Female	0	0	0	0	0	0	0	0
1035	Admin Support Coord 12 Mo	1	1	Male	0	0	0	0	0	0	0	0
				Female	1	0	0	1	0	0	0	0
7002	Equip Tech I, Electro-Mechnl	1	1	Male	1	0	0	1	0	0	0	0
				Female	0	0	0	0	0	0	0	0
6642	Locksmith	1	0	Male	1	1	0	0	0	0	0	0
				Female	0	0	0	0	0	0	0	0
6643	Lead Locksmith	1	0	Male	1	1	0	0	0	0	0	0
				Female	0	0	0	0	0	0	0	0
8350	Police Officer	6	5	Male	5	1	1	3	0	0	0	0
				Female	1	0	0	1	0	0	0	0
8365	Corporal	3	3	Male	3	0	0	2	1	0	0	0
				Female	0	0	0	0	0	0	0	0
5284	Sr Budget Analyst	1	1	Male	0	0	0	0	0	0	0	0
				Female	1	0	0	1	0	0	0	0
8354	Sergeant	5	5	Male	4	0	1	2	1	0	0	0
				Female	1	0	0	1	0	0	0	0

California State University, Los Angeles

Snapshot Date: 11/01/2016

Workforce Analysis

Organizational Unit: Police

Job Code	JobTitle	Total		Total								
		EMP	MIN	EMP	W	AA	H	A	NA	PI	2+	
3312	Administrator II	2	2	Male	2	0	1	1	0	0	0	0
				Female	0	0	0	0	0	0	0	0
Grand Total #		33	30	Male #	24	3	6	13	2	0	0	0
Grand Total %			90.9	Male %	72.7	9.1	18.2	39.4	6.1	0.0	0.00	0.00
				Female #	9	0	0	9	0	0	0	0
				Female%	27.3	0.0	0.0	27.3	0.0	0.0	0.00	0.00

California State University, Los Angeles

Snapshot Date: 11/01/2016

Workforce Analysis

Organizational Unit: Political Science

Job Code	JobTitle	Total		Total								
		EMP	MIN	EMP	W	AA	H	A	NA	PI	2+	
2355	Graduate Assistant	5	4	Male	3	1	0	2	0	0	0	0
				Female	2	0	0	2	0	0	0	0
1032	Admin Support Assistant 12 Mo	1	1	Male	0	0	0	0	0	0	0	0
				Female	1	0	0	0	1	0	0	0
2358 - Political Science	Lecturer AY	8	4	Male	4	2	0	2	0	0	0	0
				Female	4	2	0	0	2	0	0	0
1035	Admin Support Coord 12 Mo	1	1	Male	0	0	0	0	0	0	0	0
				Female	1	0	0	1	0	0	0	0
2360 - Political Science	Instr Fac AY	8	5	Male	4	2	0	0	2	0	0	0
				Female	4	1	1	1	1	0	0	0
2481 - Political Science	Dept Chair 12 Mo	1	0	Male	1	1	0	0	0	0	0	0
				Female	0	0	0	0	0	0	0	0
Grand Total #		24	15	Male #	12	6	0	4	2	0	0	0
Grand Total %			62.5	Male %	50.0	25.0	0.0	16.7	8.3	0.0	0.00	0.00
				Female #	12	3	1	4	4	0	0	0
				Female%	50.0	12.5	4.2	16.7	16.7	0.0	0.00	0.0

California State University, Los Angeles

Snapshot Date: 11/01/2016

Workforce Analysis

Organizational Unit: Printing Center

Job Code	JobTitle	Total		Total								
		EMP	MIN	EMP	W	AA	H	A	NA	PI	2+	
1481	Reprographics Specialist II	3	2	Male	3	1	0	2	0	0	0	0
				Female	0	0	0	0	0	0	0	
1035	Admin Support Coord 12 Mo	1	1	Male	1	0	0	0	1	0	0	0
				Female	0	0	0	0	0	0	0	
1482	Reprographics Specialist III	1	1	Male	1	0	0	1	0	0	0	0
				Female	0	0	0	0	0	0	0	
1483	Reprographics Specialist IV	2	2	Male	2	0	0	1	1	0	0	0
				Female	0	0	0	0	0	0	0	
Grand Total #		7	6	Male #	7	1	0	4	2	0	0	0
Grand Total %			85.7	Male %	100.0	14.3	0.0	57.1	28.6	0.0	0.00	0.00
				Female #	0	0	0	0	0	0	0	0
				Female%	0.0	0.0	0.0	0.0	0.0	0.0	0.00	0.0

California State University, Los Angeles

Snapshot Date: 11/01/2016

Workforce Analysis

Organizational Unit: Property Management

Job Code	JobTitle	Total		Total								
		EMP	MIN	EMP	W	AA	H	A	NA	PI	2+	
1508	Warehouse Worker	2	2	Male	2	0	0	2	0	0	0	0
				Female	0	0	0	0	0	0	0	
1549	Property Clerk II	1	1	Male	0	0	0	0	0	0	0	0
				Female	1	0	0	0	1	0	0	0
420	Info Tech Consultant 12 Mo	1	0	Male	0	0	0	0	0	0	0	0
				Female	1	1	0	0	0	0	0	0
Grand Total #		4	3	Male #	2	0	0	2	0	0	0	0
Grand Total %			75.0	Male %	50.0	0.0	0.0	50.0	0.0	0.0	0.00	0.00
				Female #	2	1	0	0	1	0	0	0
				Female%	50.0	25.0	0.0	0.0	25.0	0.0	0.00	0.0

California State University, Los Angeles

Snapshot Date: 11/01/2016

Workforce Analysis

Organizational Unit: Psychology

Job Code	JobTitle	Total		Total								
		EMP	MIN	EMP	W	AA	H	A	NA	PI	2+	
2355	Graduate Assistant	8	4	Male	1	0	0	0	1	0	0	0
				Female	7	4	0	2	1	0	0	
1032	Admin Support Assistant 12 Mo	2	1	Male	2	1	0	1	0	0	0	
				Female	0	0	0	0	0	0		
2358 - Psychology	Lecturer AY	22	7	Male	5	3	0	1	1	0	0	
				Female	17	12	1	3	1	0	0	
2360 - Psychology	Instr Fac AY	16	6	Male	7	6	0	0	1	0	0	
				Female	9	4	0	1	4	0	0	
2481 - Psychology	Dept Chair 12 Mo	1	1	Male	1	0	0	0	1	0	0	
				Female	0	0	0	0	0	0		
Grand Total #		49	19	Male #	16	10	0	2	4	0	0	
Grand Total %			38.8	Male %	32.7	20.4	0.0	4.1	8.2	0.0	0.00	
				Female #	33	20	1	6	6	0	0	
				Female%	67.3	40.8	2.0	12.2	12.2	0.0	0.00	

California State University, Los Angeles

Snapshot Date: 11/01/2016

Workforce Analysis

Organizational Unit: Public Affairs

Job Code	JobTitle	Total		Total								
		EMP	MIN	EMP	W	AA	H	A	NA	PI	2+	
1035	Admin Support Coord 12 Mo	1	1	Male	1	0	0	0	1	0	0	0
				Female	0	0	0	0	0	0	0	
820	Graphic Designer 12 Mo	2	2	Male	1	0	0	1	0	0	0	0
				Female	1	0	0	0	1	0	0	0
800	Pub Affairs/Comm Spec 12 Mo	2	1	Male	0	0	0	0	0	0	0	0
				Female	2	1	0	0	1	0	0	0
1038	Admin Analyst/Spclst 12 Mo	1	1	Male	0	0	0	0	0	0	0	0
				Female	1	0	0	0	1	0	0	0
3318	Administrator I	1	1	Male	1	0	0	1	0	0	0	0
				Female	0	0	0	0	0	0	0	0
3312	Administrator II	1	1	Male	0	0	0	0	0	0	0	0
				Female	1	0	1	0	0	0	0	0
3306	Administrator III	2	2	Male	2	0	0	1	0	0	0	1
				Female	0	0	0	0	0	0	0	0
Grand Total #		10	9	Male #	5	0	0	3	1	0	0	1
Grand Total %			90.0	Male %	50.0	0.0	0.0	30.0	10.0	0.0	0.00	10.00
				Female #	5	1	1	0	3	0	0	0
				Female%	50.0	10.0	10.0	0.0	30.0	0.0	0.00	0.0

California State University, Los Angeles

Snapshot Date: 11/01/2016

Workforce Analysis

Organizational Unit: Public Health

Job Code	JobTitle	Total		Total								
		EMP	MIN	EMP	W	AA	H	A	NA	PI	2+	
2355	Graduate Assistant	1	1	Male	1	0	0	0	1	0	0	0
				Female	0	0	0	0	0	0	0	
1035	Admin Support Coord 12 Mo	1	1	Male	0	0	0	0	0	0	0	0
				Female	1	0	0	1	0	0	0	0
2358 - Public Health	Lecturer AY	15	11	Male	3	1	2	0	0	0	0	0
				Female	12	3	3	3	3	0	0	0
2360 - Public Health	Instr Fac AY	6	3	Male	0	0	0	0	0	0	0	0
				Female	6	3	1	1	1	0	0	0
2481 - Public Health	Dept Chair 12 Mo	1	0	Male	1	1	0	0	0	0	0	0
				Female	0	0	0	0	0	0	0	0
Grand Total #		24	16	Male #	5	2	2	0	1	0	0	0
Grand Total %			66.7	Male %	20.8	8.3	8.3	0.0	4.2	0.0	0.00	0.00
				Female #	19	6	4	5	4	0	0	0
				Female%	79.2	25.0	16.7	20.8	16.7	0.0	0.00	0.0

California State University, Los Angeles

Snapshot Date: 11/01/2016

Workforce Analysis

Organizational Unit: Purchasing

Job Code	JobTitle	Total		Total								
		EMP	MIN	EMP	W	AA	H	A	NA	PI	2+	
4790	Buyer Trainee	1	1	Male	0	0	0	0	0	0	0	0
				Female	1	0	0	1	0	0	0	0
4794	Buyer III	3	1	Male	1	1	0	0	0	0	0	0
				Female	2	1	1	0	0	0	0	0
4795	Buyer III Lead	1	1	Male	1	0	0	1	0	0	0	0
				Female	0	0	0	0	0	0	0	0
3318	Administrator I	1	1	Male	1	0	0	1	0	0	0	0
				Female	0	0	0	0	0	0	0	0
3312	Administrator II	1	0	Male	1	1	0	0	0	0	0	0
				Female	0	0	0	0	0	0	0	0
Grand Total #		7	4	Male #	4	2	0	2	0	0	0	0
Grand Total %			57.1	Male %	57.1	28.6	0.0	28.6	0.0	0.0	0.00	0.00
				Female #	3	1	1	1	0	0	0	0
				Female%	42.9	14.3	14.3	14.3	0.0	0.0	0.00	0.0

California State University, Los Angeles

Snapshot Date: 11/01/2016

Workforce Analysis

Organizational Unit: Registrars Office

Job Code	JobTitle	Total		Total								
		EMP	MIN	EMP	W	AA	H	A	NA	PI	2+	
1032	Admin Support Assistant 12 Mo	4	3	Male	1	0	1	0	0	0	0	0
				Female	3	1	1	1	0	0	0	
1035	Admin Support Coord 12 Mo	3	2	Male	0	0	0	0	0	0	0	
				Female	3	1	0	2	0	0	0	
2634	Evaluator Trainee	5	5	Male	0	0	0	0	0	0	0	
				Female	5	0	1	2	2	0	0	
2632	Evaluator I	2	2	Male	1	0	0	1	0	0	0	
				Female	1	0	0	0	1	0	0	
1038	Admin Analyst/Splst 12 Mo	5	4	Male	2	1	0	0	1	0	0	
				Female	3	0	0	2	1	0	0	
1428	Sprvsng Micrographics Tech I	1	0	Male	1	1	0	0	0	0	0	
				Female	0	0	0	0	0	0	0	
3318	Administrator I	6	2	Male	1	1	0	0	0	0	0	
				Female	5	3	0	0	2	0	0	
3306	Administrator III	1	0	Male	1	1	0	0	0	0	0	
				Female	0	0	0	0	0	0	0	
Grand Total #		27	18	Male #	7	4	1	1	1	0	0	
Grand Total %			66.7	Male %	25.9	14.8	3.7	3.7	3.7	0.0	0.00	
				Female #	20	5	2	7	6	0	0	
				Female%	74.1	18.5	7.4	25.9	22.2	0.0	0.00	

California State University, Los Angeles

Snapshot Date: 11/01/2016

Workforce Analysis

Organizational Unit: Resource Planning and Mgmt

Job Code	JobTitle	Total		Total								
		EMP	MIN	EMP	W	AA	H	A	NA	PI	2+	
1038	Admin Analyst/Spclst 12 Mo	2	1	Male	0	0	0	0	0	0	0	0
				Female	2	1	0	1	0	0	0	0
420	Info Tech Consultant 12 Mo	2	1	Male	1	0	0	0	1	0	0	0
				Female	1	1	0	0	0	0	0	0
3306	Administrator III	2	0	Male	1	1	0	0	0	0	0	0
				Female	1	1	0	0	0	0	0	0
3312	Administrator II	1	1	Male	1	0	0	1	0	0	0	0
				Female	0	0	0	0	0	0	0	0
Grand Total #		7	3	Male #	3	1	0	1	1	0	0	0
Grand Total %			42.9	Male %	42.9	14.3	0.0	14.3	14.3	0.0	0.00	0.00
				Female #	4	3	0	1	0	0	0	0
				Female%	57.1	42.9	0.0	14.3	0.0	0.0	0.00	0.0

California State University, Los Angeles

Snapshot Date: 11/01/2016

Workforce Analysis

Organizational Unit: SA - SSF-Student Development

Job Code	JobTitle	Total		Total								
		EMP	MIN	EMP	W	AA	H	A	NA	PI	2+	
3318	Administrator I	1	1	Male	1	0	1	0	0	0	0	0
				Female	0	0	0	0	0	0	0	0
Grand Total #		1	1	Male #	1	0	1	0	0	0	0	0
Grand Total %			100.0	Male %	100.0	0.0	100.0	0.0	0.0	0.0	0.00	0.00
				Female #	0	0	0	0	0	0	0	0
				Female%	0.0	0.0	0.0	0.0	0.0	0.0	0.00	0.00

California State University, Los Angeles

Snapshot Date: 11/01/2016

Workforce Analysis

Organizational Unit: School Development Office

Job Code	JobTitle	Total		Total								
		EMP	MIN	EMP	W	AA	H	A	NA	PI	2+	
3318	Administrator I	1	0	Male	0	0	0	0	0	0	0	0
				Female	1	1	0	0	0	0	0	0
3312	Administrator II	9	7	Male	3	1	0	1	1	0	0	0
				Female	6	1	2	3	0	0	0	0
Grand Total #		10	7	Male #	3	1	0	1	1	0	0	0
Grand Total %			70.0	Male %	30.0	10.0	0.0	10.0	10.0	0.0	0.00	0.00
				Female #	7	2	2	3	0	0	0	0
				Female%	70.0	20.0	20.0	30.0	0.0	0.0	0.00	0.0

California State University, Los Angeles

Snapshot Date: 11/01/2016

Workforce Analysis

Organizational Unit: Social Work

Job Code	JobTitle	Total		Total								
		EMP	MIN	EMP	W	AA	H	A	NA	PI	2+	
1032	Admin Support Assistant 12 Mo	2	2	Male	0	0	0	0	0	0	0	0
				Female	2	0	0	2	0	0	0	0
1035	Admin Support Coord 12 Mo	1	1	Male	1	0	0	1	0	0	0	0
				Female	0	0	0	0	0	0	0	0
3082	SSP II	1	1	Male	0	0	0	0	0	0	0	0
				Female	1	0	0	1	0	0	0	0
2358 - Social Work	Lecturer AY	38	25	Male	11	5	2	3	1	0	0	0
				Female	27	8	6	8	5	0	0	0
2360 - Social Work	Instr Fac AY	9	7	Male	1	0	0	1	0	0	0	0
				Female	8	2	3	1	2	0	0	0
2481 - Social Work	Dept Chair 12 Mo	1	1	Male	0	0	0	0	0	0	0	0
				Female	1	0	0	0	1	0	0	0
Grand Total #		52	37	Male #	13	5	2	5	1	0	0	0
Grand Total %			71.2	Male %	25.0	9.6	3.8	9.6	1.9	0.0	0.00	0.00
				Female #	39	10	9	12	8	0	0	0
				Female%	75.0	19.2	17.3	23.1	15.4	0.0	0.00	0.0

California State University, Los Angeles

Snapshot Date: 11/01/2016

Workforce Analysis

Organizational Unit: Sociology

Job Code	JobTitle	Total		Total								
		EMP	MIN	EMP	W	AA	H	A	NA	PI	2+	
2355	Graduate Assistant	3	2	Male	1	0	0	1	0	0	0	0
				Female	2	1	0	0	1	0	0	
1032	Admin Support Assistant 12 Mo	1	0	Male	0	0	0	0	0	0	0	0
				Female	1	1	0	0	0	0	0	
1035	Admin Support Coord 12 Mo	1	1	Male	0	0	0	0	0	0	0	0
				Female	1	0	0	1	0	0	0	
2358 - Sociology	Lecturer AY	24	8	Male	15	8	3	4	0	0	0	0
				Female	9	8	0	0	1	0	0	
2360 - Sociology	Instr Fac AY	14	7	Male	7	3	0	2	2	0	0	0
				Female	7	4	0	2	1	0	0	
2481 - Sociology	Dept Chair 12 Mo	1	0	Male	0	0	0	0	0	0	0	0
				Female	1	1	0	0	0	0	0	
Grand Total #		44	18	Male #	23	11	3	7	2	0	0	0
Grand Total %			40.9	Male %	52.3	25.0	6.8	15.9	4.5	0.0	0.00	0.00
				Female #	21	15	0	3	3	0	0	0
				Female%	47.7	34.1	0.0	6.8	6.8	0.0	0.00	0.0

California State University, Los Angeles

Snapshot Date: 11/01/2016

Workforce Analysis

Organizational Unit: Special Education & Counseling

Job Code	JobTitle	Total		Total								
		EMP	MIN	EMP	W	AA	H	A	NA	PI	2+	
2355	Graduate Assistant	5	5	Male	1	0	0	1	0	0	0	0
				Female	4	0	0	3	1	0	0	
1032	Admin Support Assistant 12 Mo	2	2	Male	0	0	0	0	0	0	0	0
				Female	2	0	0	1	0	0	1	0
1035	Admin Support Coord 12 Mo	1	1	Male	0	0	0	0	0	0	0	0
				Female	1	0	0	0	1	0	0	0
2358 - Special Education & Counseling	Lecturer AY	51	24	Male	15	7	1	6	1	0	0	0
				Female	36	20	0	8	8	0	0	0
2360 - Special Education & Counseling	Instr Fac AY	25	9	Male	5	4	0	1	0	0	0	0
				Female	20	12	0	2	6	0	0	0
2481 - Special Education & Counseling	Dept Chair 12 Mo	1	0	Male	0	0	0	0	0	0	0	0
				Female	1	1	0	0	0	0	0	0
Grand Total #		85	41	Male #	21	11	1	8	1	0	0	0
Grand Total %			48.2	Male %	24.7	12.9	1.2	9.4	1.2	0.0	0.00	0.00
				Female #	64	33	0	14	16	0	1	0
				Female%	75.3	38.8	0.0	16.5	18.8	0.0	1.18	0.0

California State University, Los Angeles

Snapshot Date: 11/01/2016

Workforce Analysis

Organizational Unit: Special Project

Job Code	JobTitle	Total		Total									
		EMP	MIN	EMP	W	AA	H	A	NA	PI	2+		
3312	Administrator II	2	1	Male	2	1	0	0	0	0	0	0	1
				Female	0	0	0	0	0	0	0	0	0
4555	Accountant II	1	1	Male	0	0	0	0	0	0	0	0	0
				Female	1	0	0	0	1	0	0	0	0
Grand Total #		3	2	Male #	2	1	0	0	0	0	0	0	1
Grand Total %			66.7	Male %	66.7	33.3	0.0	0.0	0.0	0.0	0.00	0.00	33.33
				Female #	1	0	0	0	1	0	0	0	0
				Female%	33.3	0.0	0.0	0.0	33.3	0.0	0.00	0.00	0.0

California State University, Los Angeles

Snapshot Date: 11/01/2016

Workforce Analysis

Organizational Unit: Special Projects

Job Code	JobTitle	Total		Total								
		EMP	MIN	EMP	W	AA	H	A	NA	PI	2+	
6251	Facilities Worker II	2	2	Male	2	0	0	2	0	0	0	0
				Female	0	0	0	0	0	0	0	
Grand Total #		2	2	Male #	2	0	0	2	0	0	0	0
Grand Total %			100.0	Male %	100.0	0.0	0.0	100.0	0.0	0.0	0.00	0.00
				Female #	0	0	0	0	0	0	0	0
				Female%	0.0	0.0	0.0	0.0	0.0	0.0	0.00	0.0

California State University, Los Angeles

Snapshot Date: 11/01/2016

Workforce Analysis

Organizational Unit: Stds Lrning in Communities

Job Code	JobTitle	Total		Total								
		EMP	MIN	EMP	W	AA	H	A	NA	PI	2+	
1035	Admin Support Coord 12 Mo	1	1	Male	0	0	0	0	0	0	0	0
				Female	1	0	0	1	0	0	0	0
Grand Total #		1	1	Male #	0	0	0	0	0	0	0	0
Grand Total %			100.0	Male %	0.0	0.0	0.0	0.0	0.0	0.0	0.00	0.00
				Female #	1	0	0	1	0	0	0	0
				Female%	100.0	0.0	0.0	100.0	0.0	0.0	0.00	0.00

California State University, Los Angeles

Snapshot Date: 11/01/2016

Workforce Analysis

Organizational Unit: Student Financial Aid

Job Code	JobTitle	Total		Total								
		EMP	MIN	EMP	W	AA	H	A	NA	PI	2+	
1032	Admin Support Assistant 12 Mo	2	2	Male	1	0	0	1	0	0	0	0
				Female	1	0	0	1	0	0	0	0
1035	Admin Support Coord 12 Mo	3	3	Male	1	0	0	1	0	0	0	0
				Female	2	0	0	1	1	0	0	0
1038	Admin Analyst/Splst 12 Mo	4	4	Male	0	0	0	0	0	0	0	0
				Female	4	0	0	3	1	0	0	0
3082	SSP II	3	3	Male	0	0	0	0	0	0	0	0
				Female	3	0	0	1	2	0	0	0
420	Info Tech Consultant 12 Mo	1	1	Male	1	0	0	0	1	0	0	0
				Female	0	0	0	0	0	0	0	0
3312	Administrator II	2	2	Male	1	0	0	0	1	0	0	0
				Female	1	0	0	0	1	0	0	0
Grand Total #		15	15	Male #	4	0	0	2	2	0	0	0
Grand Total %			100.0	Male %	26.7	0.0	0.0	13.3	13.3	0.0	0.00	0.00
				Female #	11	0	0	6	5	0	0	0
				Female%	73.3	0.0	0.0	40.0	33.3	0.0	0.00	0.0

California State University, Los Angeles

Snapshot Date: 11/01/2016

Workforce Analysis

Organizational Unit: Student Financial Services

Job Code	JobTitle	Total		Total								
		EMP	MIN	EMP	W	AA	H	A	NA	PI	2+	
1730	Accounting Technician I	2	1	Male	0	0	0	0	0	0	0	0
				Female	2	1	0	1	0	0	0	
1741	Accounting Technician II	3	3	Male	1	0	1	0	0	0	0	
				Female	2	0	0	1	1	0	0	
1759	Collections Rep II	3	2	Male	0	0	0	0	0	0	0	
				Female	3	1	0	2	0	0	0	
1038	Admin Analyst/Spclst 12 Mo	2	2	Male	0	0	0	0	0	0	0	
				Female	2	0	0	2	0	0	0	
3318	Administrator I	1	1	Male	0	0	0	0	0	0	0	
				Female	1	0	0	0	1	0	0	
3312	Administrator II	1	1	Male	1	0	1	0	0	0	0	
				Female	0	0	0	0	0	0	0	
Grand Total #		12	10	Male #	2	0	2	0	0	0	0	
Grand Total %			83.3	Male %	16.7	0.0	16.7	0.0	0.0	0.0	0.00	
				Female #	10	2	0	6	2	0	0	
				Female%	83.3	16.7	0.0	50.0	16.7	0.0	0.00	

California State University, Los Angeles

Snapshot Date: 11/01/2016

Workforce Analysis

Organizational Unit: Students with Disabilities

Job Code	JobTitle	Total		Total								
		EMP	MIN	EMP	W	AA	H	A	NA	PI	2+	
1800	Casual Worker	1	1	Male	0	0	0	0	0	0	0	0
				Female	1	0	0	1	0	0	0	0
1032	Admin Support Assistant 12 Mo	3	3	Male	2	0	0	2	0	0	0	0
				Female	1	0	0	1	0	0	0	0
3079	SSP I	1	1	Male	0	0	0	0	0	0	0	0
				Female	1	0	0	1	0	0	0	0
1035	Admin Support Coord 12 Mo	1	1	Male	0	0	0	0	0	0	0	0
				Female	1	0	0	1	0	0	0	0
3084	SSP III	2	1	Male	1	1	0	0	0	0	0	0
				Female	1	0	0	1	0	0	0	0
3318	Administrator I	1	1	Male	0	0	0	0	0	0	0	0
				Female	1	0	1	0	0	0	0	0
7193	Hrly Intrprt/Rltmecap/Catscrbr	1	1	Male	0	0	0	0	0	0	0	0
				Female	1	0	0	1	0	0	0	0
3312	Administrator II	1	1	Male	1	0	0	1	0	0	0	0
				Female	0	0	0	0	0	0	0	0
Grand Total #		11	10	Male #	4	1	0	3	0	0	0	0
Grand Total %			90.9	Male %	36.4	9.1	0.0	27.3	0.0	0.0	0.00	0.00
				Female #	7	0	1	6	0	0	0	0
				Female%	63.6	0.0	9.1	54.5	0.0	0.0	0.00	0.0

California State University, Los Angeles

Snapshot Date: 11/01/2016

Workforce Analysis

Organizational Unit: Technology

Job Code	JobTitle	Total		Total								
		EMP	MIN	EMP	W	AA	H	A	NA	PI	2+	
2355	Graduate Assistant	7	7	Male	4	0	0	3	1	0	0	0
				Female	3	0	0	2	1	0	0	0
1035	Admin Support Coord 12 Mo	1	1	Male	0	0	0	0	0	0	0	0
				Female	1	0	0	1	0	0	0	0
2358 - Technology	Lecturer AY	12	6	Male	11	6	0	5	0	0	0	0
				Female	1	0	0	0	1	0	0	0
2360 - Technology	Instr Fac AY	7	5	Male	5	1	0	1	3	0	0	0
				Female	2	1	0	0	1	0	0	0
2481 - Technology	Dept Chair 12 Mo	1	0	Male	1	1	0	0	0	0	0	0
				Female	0	0	0	0	0	0	0	0
Grand Total #		28	19	Male #	21	8	0	9	4	0	0	0
Grand Total %			67.9	Male %	75.0	28.6	0.0	32.1	14.3	0.0	0.00	0.00
				Female #	7	1	0	3	3	0	0	0
				Female%	25.0	3.6	0.0	10.7	10.7	0.0	0.00	0.0

California State University, Los Angeles

Snapshot Date: 11/01/2016

Workforce Analysis

Organizational Unit: Testing Office

Job Code	JobTitle	Total		Total								
		EMP	MIN	EMP	W	AA	H	A	NA	PI	2+	
1032	Admin Support Assistant 12 Mo	1	1	Male	1	0	0	1	0	0	0	0
				Female	0	0	0	0	0	0	0	
1035	Admin Support Coord 12 Mo	1	1	Male	0	0	0	0	0	0	0	0
				Female	1	0	0	1	0	0	0	0
1800	Casual Worker	43	37	Male	12	2	1	7	2	0	0	0
				Female	31	4	4	21	2	0	0	0
3082	SSP II	1	1	Male	0	0	0	0	0	0	0	0
				Female	1	0	0	1	0	0	0	0
Grand Total #		46	40	Male #	13	2	1	8	2	0	0	0
Grand Total %			87.0	Male %	28.3	4.3	2.2	17.4	4.3	0.0	0.00	0.00
				Female #	33	4	4	23	2	0	0	0
				Female%	71.7	8.7	8.7	50.0	4.3	0.0	0.00	0.0

California State University, Los Angeles

Snapshot Date: 11/01/2016

Workforce Analysis

Organizational Unit: Transportation

Job Code	JobTitle	Total		Total								
		EMP	MIN	EMP	W	AA	H	A	NA	PI	2+	
1032	Admin Support Assistant 12 Mo	1	1	Male	0	0	0	0	0	0	0	0
				Female	1	0	1	0	0	0	0	0
1730	Accounting Technician I	1	1	Male	0	0	0	0	0	0	0	0
				Female	1	0	0	1	0	0	0	0
Grand Total #		2	2	Male #	0	0	0	0	0	0	0	0
Grand Total %			100.0	Male %	0.0	0.0	0.0	0.0	0.0	0.0	0.00	0.00
				Female #	2	0	1	1	0	0	0	0
				Female%	100.0	0.0	50.0	50.0	0.0	0.0	0.00	0.0

California State University, Los Angeles

Snapshot Date: 11/01/2016

Workforce Analysis

Organizational Unit: TVFM

Job Code	JobTitle	Total		Total								
		EMP	MIN	EMP	W	AA	H	A	NA	PI	2+	
2355	Graduate Assistant	7	4	Male	2	1	0	1	0	0	0	0
				Female	5	2	1	2	0	0	0	0
2354 - TVFM	Teaching Associate AY	3	2	Male	2	0	0	1	1	0	0	0
				Female	1	1	0	0	0	0	0	0
1032	Admin Support Assistant 12 Mo	1	1	Male	0	0	0	0	0	0	0	0
				Female	1	0	0	1	0	0	0	0
1035	Admin Support Coord 12 Mo	1	1	Male	0	0	0	0	0	0	0	0
				Female	1	0	1	0	0	0	0	0
2358 - TVFM	Lecturer AY	22	9	Male	17	9	0	5	1	1	0	1
				Female	5	4	1	0	0	0	0	0
1617	Instructional Support Tech II	1	1	Male	0	0	0	0	0	0	0	0
				Female	1	0	0	0	0	1	0	0
2360 - TVFM	Instr Fac AY	13	6	Male	8	4	2	2	0	0	0	0
				Female	5	3	1	1	0	0	0	0
850	Broadcast Engineer 12 Mo	1	1	Male	1	0	0	0	0	1	0	0
				Female	0	0	0	0	0	0	0	0
2481 - TVFM	Dept Chair 12 Mo	2	1	Male	1	0	0	1	0	0	0	0
				Female	1	1	0	0	0	0	0	0
Grand Total #		51	26	Male #	31	14	2	10	2	2	0	1
Grand Total %			51.0	Male %	60.8	27.5	3.9	19.6	3.9	3.9	0.00	1.96
				Female #	20	11	4	4	0	1	0	0
				Female%	39.2	21.6	7.8	7.8	0.0	2.0	0.00	0.0

California State University, Los Angeles

Snapshot Date: 11/01/2016

Workforce Analysis

Organizational Unit: Undergraduate Studies

Job Code	JobTitle	Total		Total								
		EMP	MIN	EMP	W	AA	H	A	NA	PI	2+	
1038	Admin Analyst/Spclst 12 Mo	4	3	Male	2	1	0	1	0	0	0	0
				Female	2	0	1	0	1	0	0	
3312	Administrator II	1	0	Male	0	0	0	0	0	0	0	0
				Female	1	1	0	0	0	0	0	0
3306	Administrator III	1	1	Male	0	0	0	0	0	0	0	0
				Female	1	0	0	1	0	0	0	0
3300	Administrator IV	1	0	Male	0	0	0	0	0	0	0	0
				Female	1	1	0	0	0	0	0	0
Grand Total #		7	4	Male #	2	1	0	1	0	0	0	0
Grand Total %			57.1	Male %	28.6	14.3	0.0	14.3	0.0	0.0	0.00	0.00
				Female #	5	2	1	1	1	0	0	0
				Female%	71.4	28.6	14.3	14.3	14.3	0.0	0.00	0.0

California State University, Los Angeles

Snapshot Date: 11/01/2016

Workforce Analysis

Organizational Unit: University Library

Job Code	JobTitle	Total		Total								
		EMP	MIN	EMP	W	AA	H	A	NA	PI	2+	
1733	Accounting Clerk	1	1	Male	0	0	0	0	0	0	0	0
				Female	1	0	0	0	1	0	0	0
8820	Community Service Spec 12 Mo	2	2	Male	2	0	0	1	1	0	0	0
				Female	0	0	0	0	0	0	0	0
2887	Library Services Spec II	4	3	Male	3	1	0	1	1	0	0	0
				Female	1	0	0	0	1	0	0	0
1741	Accounting Technician II	1	1	Male	0	0	0	0	0	0	0	0
				Female	1	0	0	1	0	0	0	0
2888	Library Services Spec III	4	3	Male	1	1	0	0	0	0	0	0
				Female	3	0	0	3	0	0	0	0
2886	Library Services Spec I	1	1	Male	0	0	0	0	0	0	0	0
				Female	1	0	0	1	0	0	0	0
1740	Accounting Technician III	1	1	Male	0	0	0	0	0	0	0	0
				Female	1	0	0	0	1	0	0	0
2889	Library Services Spec IV	2	1	Male	1	1	0	0	0	0	0	0
				Female	1	0	0	1	0	0	0	0
1038	Admin Analyst/Splclst 12 Mo	1	1	Male	0	0	0	0	0	0	0	0
				Female	1	0	0	0	1	0	0	0
420	Info Tech Consultant 12 Mo	2	1	Male	2	1	0	1	0	0	0	0
				Female	0	0	0	0	0	0	0	0
2919 - University Library	Librarian 10 Mo	3	1	Male	1	1	0	0	0	0	0	0
				Female	2	1	0	0	1	0	0	0
2920 - University Library	Librarian 12 Mo	8	4	Male	4	3	0	0	1	0	0	0
				Female	4	1	0	1	2	0	0	0
3306	Administrator III	1	1	Male	0	0	0	0	0	0	0	0
				Female	1	0	1	0	0	0	0	0

California State University, Los Angeles

Snapshot Date: 11/01/2016

Workforce Analysis

Organizational Unit: University Library

Job Code	JobTitle	Total		Total								
		EMP	MIN	EMP	W	AA	H	A	NA	PI	2+	
3300	Administrator IV	2	2	Male	1	0	0	1	0	0	0	0
				Female	1	0	0	0	1	0	0	0
Grand Total #		33	23	Male #	15	8	0	4	3	0	0	0
Grand Total %			69.7	Male %	45.5	24.2	0.0	12.1	9.1	0.0	0.00	0.00
				Female #	18	2	1	7	8	0	0	0
				Female%	54.5	6.1	3.0	21.2	24.2	0.0	0.00	0.0

California State University, Los Angeles

Snapshot Date: 11/01/2016

Workforce Analysis

Organizational Unit: University Outreach

Job Code	JobTitle	Total		Total								
		EMP	MIN	EMP	W	AA	H	A	NA	PI	2+	
1035	Admin Support Coord 12 Mo	1	1	Male	0	0	0	0	0	0	0	0
				Female	1	0	0	1	0	0	0	0
3082	SSP II	5	5	Male	4	0	1	3	0	0	0	0
				Female	1	0	0	1	0	0	0	0
3318	Administrator I	1	1	Male	0	0	0	0	0	0	0	0
				Female	1	0	1	0	0	0	0	0
3312	Administrator II	1	1	Male	0	0	0	0	0	0	0	0
				Female	1	0	0	0	1	0	0	0
Grand Total #		8	8	Male #	4	0	1	3	0	0	0	0
Grand Total %			100.0	Male %	50.0	0.0	12.5	37.5	0.0	0.0	0.00	0.00
				Female #	4	0	1	2	1	0	0	0
				Female%	50.0	0.0	12.5	25.0	12.5	0.0	0.00	0.0

California State University, Los Angeles

Snapshot Date: 11/01/2016

Workforce Analysis

Organizational Unit: University Times

Job Code	JobTitle	Total		Total								
		EMP	MIN	EMP	W	AA	H	A	NA	PI	2+	
1038	Admin Analyst/Spclst 12 Mo	1	0	Male	1	1	0	0	0	0	0	0
				Female	0	0	0	0	0	0	0	0
Grand Total #		1	0	Male #	1	1	0	0	0	0	0	0
Grand Total %			0.0	Male %	100.0	100.0	0.0	0.0	0.0	0.0	0.00	0.00
				Female #	0	0	0	0	0	0	0	0
				Female%	0.0	0.0	0.0	0.0	0.0	0.0	0.00	0.00

California State University, Los Angeles

Snapshot Date: 11/01/2016

Workforce Analysis

Organizational Unit: University Tutorial Center-ULS

Job Code	JobTitle	Total		Total								
		EMP	MIN	EMP	W	AA	H	A	NA	PI	2+	
1035	Admin Support Coord 12 Mo	1	1	Male	0	0	0	0	0	0	0	0
				Female	1	0	0	1	0	0	0	0
3084	SSP III	1	1	Male	1	0	0	0	1	0	0	0
				Female	0	0	0	0	0	0	0	0
Grand Total #		2	2	Male #	1	0	0	0	1	0	0	0
Grand Total %			100.0	Male %	50.0	0.0	0.0	0.0	50.0	0.0	0.00	0.00
				Female #	1	0	0	1	0	0	0	0
				Female%	50.0	0.0	0.0	50.0	0.0	0.0	0.00	0.0

California State University, Los Angeles

Snapshot Date: 11/01/2016

Workforce Analysis

Organizational Unit: University Writing Center-ULS

Job Code	JobTitle	Total		Total								
		EMP	MIN	EMP	W	AA	H	A	NA	PI	2+	
2355	Graduate Assistant	7	6	Male	1	0	0	1	0	0	0	0
				Female	6	1	0	5	0	0	0	0
1032	Admin Support Assistant 12 Mo	1	1	Male	0	0	0	0	0	0	0	0
				Female	1	0	0	0	1	0	0	0
3079	SSP I	1	1	Male	1	0	0	1	0	0	0	0
				Female	0	0	0	0	0	0	0	0
3082	SSP II	1	1	Male	0	0	0	0	0	0	0	0
				Female	1	0	0	1	0	0	0	0
2358 - University Writing Center-ULS	Lecturer AY	5	3	Male	3	2	0	1	0	0	0	0
				Female	2	0	0	1	1	0	0	0
Grand Total #		15	12	Male #	5	2	0	3	0	0	0	0
Grand Total %			80.0	Male %	33.3	13.3	0.0	20.0	0.0	0.0	0.00	0.00
				Female #	10	1	0	7	2	0	0	0
				Female%	66.7	6.7	0.0	46.7	13.3	0.0	0.00	0.0

California State University, Los Angeles

Snapshot Date: 11/01/2016

Workforce Analysis

Organizational Unit: Upward Bound

Job Code	JobTitle	Total		Total								
		EMP	MIN	EMP	W	AA	H	A	NA	PI	2+	
3312	Administrator II	1	1	Male	0	0	0	0	0	0	0	0
				Female	1	0	0	1	0	0	0	0
Grand Total #		1	1	Male #	0	0	0	0	0	0	0	0
Grand Total %			100.0	Male %	0.0	0.0	0.0	0.0	0.0	0.0	0.00	0.00
				Female #	1	0	0	1	0	0	0	0
				Female%	100.0	0.0	0.0	100.0	0.0	0.0	0.00	0.0

California State University, Los Angeles

Snapshot Date: 11/01/2016

Workforce Analysis

Organizational Unit: VA - SSF-Veterans Affair

Job Code	JobTitle	Total		Total								
		EMP	MIN	EMP	W	AA	H	A	NA	PI	2+	
1035	Admin Support Coord 12 Mo	1	1	Male	0	0	0	0	0	0	0	0
				Female	1	0	0	1	0	0	0	0
3318	Administrator I	1	1	Male	1	0	0	1	0	0	0	0
				Female	0	0	0	0	0	0	0	0
Grand Total #		2	2	Male #	1	0	0	1	0	0	0	0
Grand Total %			100.0	Male %	50.0	0.0	0.0	50.0	0.0	0.0	0.00	0.00
				Female #	1	0	0	1	0	0	0	0
				Female%	50.0	0.0	0.0	50.0	0.0	0.0	0.00	0.0

California State University, Los Angeles

Snapshot Date: 11/01/2016

Workforce Analysis

Organizational Unit: Vice President Academic Affrs

Job Code	JobTitle	Total		Total								
		EMP	MIN	EMP	W	AA	H	A	NA	PI	2+	
1035	Admin Support Coord 12 Mo	1	1	Male	0	0	0	0	0	0	0	0
				Female	1	0	0	1	0	0	0	0
1170	Cnfdntl Office Support 12 Mo	1	1	Male	0	0	0	0	0	0	0	0
				Female	1	0	0	0	1	0	0	0
3300	Administrator IV	2	0	Male	0	0	0	0	0	0	0	0
				Female	2	2	0	0	0	0	0	0
Grand Total #		4	2	Male #	0	0	0	0	0	0	0	0
Grand Total %			50.0	Male %	0.0	0.0	0.0	0.0	0.0	0.0	0.00	0.00
				Female #	4	2	0	1	1	0	0	0
				Female%	100.0	50.0	0.0	25.0	25.0	0.0	0.00	0.0

California State University, Los Angeles

Snapshot Date: 11/01/2016

Workforce Analysis

Organizational Unit: Vice President ITS Office

Job Code	JobTitle	Total		Total								
		EMP	MIN	EMP	W	AA	H	A	NA	PI	2+	
1170	Cnfdntl Office Support 12 Mo	1	1	Male	0	0	0	0	0	0	0	0
				Female	1	0	0	1	0	0	0	0
3306	Administrator III	1	1	Male	0	0	0	0	0	0	0	0
				Female	1	0	0	0	1	0	0	0
Grand Total #		2	2	Male #	0	0	0	0	0	0	0	0
Grand Total %			100.0	Male %	0.0	0.0	0.0	0.0	0.0	0.0	0.00	0.00
				Female #	2	0	0	1	1	0	0	0
				Female%	100.0	0.0	0.0	50.0	50.0	0.0	0.00	0.0

California State University, Los Angeles

Snapshot Date: 11/01/2016

Workforce Analysis

Organizational Unit: VP Admin & Finance

Job Code	JobTitle	Total		Total								
		EMP	MIN	EMP	W	AA	H	A	NA	PI	2+	
1800	Casual Worker	1	1	Male	0	0	0	0	0	0	0	0
				Female	1	0	0	1	0	0	0	0
1035	Admin Support Coord 12 Mo	1	1	Male	0	0	0	0	0	0	0	0
				Female	1	0	0	0	1	0	0	0
1170	Cnfdntl Office Support 12 Mo	1	1	Male	0	0	0	0	0	0	0	0
				Female	1	0	0	1	0	0	0	0
3312	Administrator II	4	3	Male	1	0	1	0	0	0	0	0
				Female	3	1	0	1	1	0	0	0
3300	Administrator IV	1	0	Male	0	0	0	0	0	0	0	0
				Female	1	1	0	0	0	0	0	0
Grand Total #		8	6	Male #	1	0	1	0	0	0	0	0
Grand Total %			75.0	Male %	12.5	0.0	12.5	0.0	0.0	0.0	0.00	0.00
				Female #	7	2	0	3	2	0	0	0
				Female%	87.5	25.0	0.0	37.5	25.0	0.0	0.00	0.0

California State University, Los Angeles

Snapshot Date: 11/01/2016

Workforce Analysis

Organizational Unit: VP Institutional Advancement

Job Code	JobTitle	Total		Total								
		EMP	MIN	EMP	W	AA	H	A	NA	PI	2+	
1170	Cnfdntl Office Support 12 Mo	1	1	Male	0	0	0	0	0	0	0	0
				Female	1	0	0	0	1	0	0	0
1038	Admin Analyst/Splst 12 Mo	1	1	Male	0	0	0	0	0	0	0	0
				Female	1	0	0	1	0	0	0	0
3318	Administrator I	1	1	Male	1	0	0	0	1	0	0	0
				Female	0	0	0	0	0	0	0	0
3306	Administrator III	1	1	Male	1	0	0	1	0	0	0	0
				Female	0	0	0	0	0	0	0	0
3300	Administrator IV	1	0	Male	0	0	0	0	0	0	0	0
				Female	1	1	0	0	0	0	0	0
Grand Total #		5	4	Male #	2	0	0	1	1	0	0	0
Grand Total %			80.0	Male %	40.0	0.0	0.0	20.0	20.0	0.0	0.00	0.00
				Female #	3	1	0	1	1	0	0	0
				Female%	60.0	20.0	0.0	20.0	20.0	0.0	0.00	0.0

California State University, Los Angeles

Snapshot Date: 11/01/2016

Workforce Analysis

Organizational Unit: VP Student Affairs

Job Code	JobTitle	Total		Total								
		EMP	MIN	EMP	W	AA	H	A	NA	PI	2+	
1032	Admin Support Assistant 12 Mo	1	1	Male	0	0	0	0	0	0	0	0
				Female	1	0	0	1	0	0	0	0
1035	Admin Support Coord 12 Mo	1	1	Male	0	0	0	0	0	0	0	0
				Female	1	0	0	1	0	0	0	0
1170	Cnfdntl Office Support 12 Mo	1	1	Male	0	0	0	0	0	0	0	0
				Female	1	0	0	1	0	0	0	0
3312	Administrator II	2	2	Male	1	0	0	0	1	0	0	0
				Female	1	0	0	0	1	0	0	0
420	Info Tech Consultant 12 Mo	1	1	Male	1	0	0	0	1	0	0	0
				Female	0	0	0	0	0	0	0	0
3306	Administrator III	1	0	Male	1	1	0	0	0	0	0	0
				Female	0	0	0	0	0	0	0	0
3300	Administrator IV	1	1	Male	0	0	0	0	0	0	0	0
				Female	1	0	0	0	1	0	0	0
Grand Total #		8	7	Male #	3	1	0	0	2	0	0	0
Grand Total %			87.5	Male %	37.5	12.5	0.0	0.0	25.0	0.0	0.00	0.00
				Female #	5	0	0	3	2	0	0	0
				Female%	62.5	0.0	0.0	37.5	25.0	0.0	0.00	0.0

California State University, Los Angeles

Snapshot Date: 11/01/2016

Workforce Analysis

Organizational Unit: Work Control Department

Job Code	JobTitle	Total		Total								
		EMP	MIN	EMP	W	AA	H	A	NA	PI	2+	
1032	Admin Support Assistant 12 Mo	3	3	Male	1	0	0	1	0	0	0	0
				Female	2	0	0	1	1	0	0	0
1035	Admin Support Coord 12 Mo	1	1	Male	0	0	0	0	0	0	0	0
				Female	1	0	0	1	0	0	0	0
Grand Total #		4	4	Male #	1	0	0	1	0	0	0	0
Grand Total %			100.0	Male %	25.0	0.0	0.0	25.0	0.0	0.0	0.00	0.00
				Female #	3	0	0	2	1	0	0	0
				Female%	75.0	0.0	0.0	50.0	25.0	0.0	0.00	0.0

California State University, Los Angeles

Snapshot Date: 11/01/2016

Workforce Analysis Summary

Organizational Unit	Total				Male								Female							
	EMP	M	F	MIN	W	AA	H	A	NA	PI	2+	W	AA	H	A	NA	PI	2+		
AA Faculty Affairs	4	2	2	1	2	0	0	0	0	0	0	1	0	1	0	0	0	0		
AASE	39	14	25	22	9	1	2	2	0	0	0	8	1	4	12	0	0	0		
Academic Advisement Center-ULS	11	4	7	10	1	0	3	0	0	0	0	0	0	3	3	0	0	1		
Academic Senate	2	0	2	2	0	0	0	0	0	0	0	0	1	0	1	0	0	0		
Academic Technology	4	2	2	3	0	0	1	0	0	0	1	1	0	0	1	0	0	0		
Accounting Department	32	19	13	19	8	2	1	8	0	0	0	5	2	0	5	0	0	1		
Administrative Technology	9	6	3	5	3	0	0	3	0	0	0	1	0	0	2	0	0	0		
Admissions	28	9	19	25	1	0	5	3	0	0	0	2	2	13	2	0	0	0		
Alumni Affairs	3	0	3	3	0	0	0	0	0	0	0	0	0	2	1	0	0	0		
Animal Care	4	2	2	3	1	0	1	0	0	0	0	0	0	2	0	0	0	0		
Annual Fund	2	1	1	0	1	0	0	0	0	0	0	1	0	0	0	0	0	0		
Anthropology	33	7	26	17	2	0	4	0	0	0	1	14	1	6	4	0	0	1		
Applied Gerontology Institute	1	0	1	1	0	0	0	0	0	0	0	0	0	1	0	0	0	0		
Art	40	16	24	17	11	1	2	1	0	1	0	12	0	7	5	0	0	0		
Arts & Letters--Dean	62	38	24	50	8	5	21	2	2	0	0	4	1	12	5	1	0	1		
Asian American Studies	2	1	1	2	0	0	0	1	0	0	0	0	0	0	1	0	0	0		
Athletics Department	58	30	28	38	11	8	11	0	0	0	0	9	7	8	1	1	0	2		
Automotive	2	2	0	2	0	1	1	0	0	0	0	0	0	0	0	0	0	0		
AVP Enrollment Mgt Office	3	1	2	1	1	0	0	0	0	0	0	1	0	1	0	0	0	0		
AVP Facilities and Planning	3	2	1	1	2	0	0	0	0	0	0	0	0	0	1	0	0	0		
AVP Financial Services	2	0	2	2	0	0	0	0	0	0	0	0	0	1	1	0	0	0		
AVP Student Service Office	4	0	4	2	0	0	0	0	0	0	0	2	0	2	0	0	0	0		
Baseline	3	2	1	2	0	0	1	1	0	0	0	1	0	0	0	0	0	0		

California State University, Los Angeles

Snapshot Date: 11/01/2016

Workforce Analysis Summary

Organizational Unit	Total				Male								Female					
	EMP	M	F	MIN	W	AA	H	A	NA	PI	2+	W	AA	H	A	NA	PI	2+
Biology and Microbiology	65	34	31	41	17	1	9	7	0	0	0	7	1	11	12	0	0	0
Budget Office	5	2	3	5	0	0	0	2	0	0	0	0	0	0	3	0	0	0
Building Services	8	8	0	7	1	0	5	2	0	0	0	0	0	0	0	0	0	0
Business and Economics--Dean	62	26	36	53	3	1	2	19	0	0	1	6	0	13	14	1	0	2
Business Financial Services	24	3	21	21	0	0	1	2	0	0	0	3	2	4	12	0	0	0
Cal State Teach	36	10	26	18	5	5	0	0	0	0	0	13	4	6	2	0	0	1
Career Center	11	3	8	7	1	1	1	0	0	0	0	3	1	4	0	0	0	0
Carpenter Shop	6	6	0	4	2	0	4	0	0	0	0	0	0	0	0	0	0	0
CC - SSF-Career Services	2	1	1	1	1	0	0	0	0	0	0	0	0	1	0	0	0	0
Center for ESPG	8	1	7	8	0	0	0	1	0	0	0	0	0	5	2	0	0	0
Central Store	2	2	0	2	0	0	2	0	0	0	0	0	0	0	0	0	0	0
CETL	7	3	4	5	1	0	2	0	0	0	0	1	0	2	1	0	0	0
Charter College of Ed - Dean	19	3	16	14	0	0	1	2	0	0	0	5	1	7	3	0	0	0
Chemistry & Biochemistry	59	36	23	36	15	2	7	12	0	0	0	8	2	6	6	0	0	1
Chicano Studies	33	16	17	32	1	0	15	0	0	0	0	0	1	16	0	0	0	0
Child & Family Studies	40	5	35	29	1	0	3	1	0	0	0	10	0	20	4	1	0	0
Civil Engineering	34	27	7	22	10	2	3	12	0	0	0	2	1	2	2	0	0	0
Communication Disorders	34	13	21	10	10	1	1	1	0	0	0	14	0	5	1	0	0	1
Communication Studies	58	26	32	34	12	1	8	4	1	0	0	12	2	12	5	0	0	1
Computer Science	26	20	6	16	9	0	2	9	0	0	0	1	0	0	4	0	0	1
Copy Print Program	2	2	0	1	1	0	0	1	0	0	0	0	0	0	0	0	0	0
Criminal Justice	27	13	14	15	5	3	4	1	0	0	0	7	1	5	1	0	0	0
Curriculum & Instruction	34	14	20	22	4	4	3	3	0	0	0	8	1	6	4	1	0	0

California State University, Los Angeles

Snapshot Date: 11/01/2016

Workforce Analysis Summary

Organizational Unit	Total				Male								Female							
	EMP	M	F	MIN	W	AA	H	A	NA	PI	2+	W	AA	H	A	NA	PI	2+		
Custodial Dept	66	34	32	65	1	12	19	2	0	0	0	0	2	29	0	1	0	0		
Development Office	5	1	4	4	0	0	1	0	0	0	0	1	0	3	0	0	0	0		
Distribution Center	7	6	1	5	2	0	3	1	0	0	0	0	0	1	0	0	0	0		
DNP-Nursing Restricted	1	0	1	0	0	0	0	0	0	0	0	1	0	0	0	0	0	0		
Early Entrance Program	3	2	1	2	1	0	1	0	0	0	0	0	0	1	0	0	0	0		
Economics & Statistics	24	16	8	13	8	1	1	6	0	0	0	3	0	1	4	0	0	0		
ECST Student Services	5	1	4	5	0	1	0	0	0	0	0	0	0	3	1	0	0	0		
EdD in Educational Leadership	5	1	4	4	1	0	0	0	0	0	0	0	1	2	1	0	0	0		
Electrical & Computer Engr	38	25	13	21	10	0	2	13	0	0	0	7	0	0	6	0	0	0		
Electrical Shop	6	6	0	6	0	0	6	0	0	0	0	0	0	0	0	0	0	0		
English	90	43	47	40	21	1	9	10	0	0	2	29	1	12	3	0	0	2		
Engr Comp Sci & Tech--Dean	20	13	7	13	6	1	4	2	0	0	0	1	1	3	2	0	0	0		
Enterprise Applications	13	10	3	8	3	0	0	7	0	0	0	2	0	0	1	0	0	0		
Environmental Health & Safety	7	6	1	4	3	3	0	0	0	0	0	0	0	1	0	0	0	0		
EOP	19	6	13	19	0	3	2	1	0	0	0	0	4	8	1	0	0	0		
EOP - SSF-Summer Bridge	3	0	3	2	0	0	0	0	0	0	0	1	1	1	0	0	0	0		
Equity and Diversity	3	1	2	3	0	0	1	0	0	0	0	0	1	1	0	0	0	0		
Extended Education	38	12	26	28	3	0	4	5	0	0	0	7	3	6	10	0	0	0		
Fac Svcs SI-Facilities	3	3	0	1	2	0	1	0	0	0	0	0	0	0	0	0	0	0		
Facilities Operations Office	9	6	3	7	2	1	2	1	0	0	0	0	0	3	0	0	0	0		
Finance and Law	22	15	7	15	6	0	0	9	0	0	0	1	0	0	6	0	0	0		
Fire Life Safety	1	1	0	0	1	0	0	0	0	0	0	0	0	0	0	0	0	0		
Geography & Urban Analysis	3	1	2	3	0	0	0	1	0	0	0	0	0	0	1	0	0	1		

California State University, Los Angeles

Snapshot Date: 11/01/2016

Workforce Analysis Summary

Organizational Unit	Total				Male								Female							
	EMP	M	F	MIN	W	AA	H	A	NA	PI	2+	W	AA	H	A	NA	PI	2+		
Geological Sciences	26	11	15	15	8	0	1	2	0	0	0	3	0	8	4	0	0	0		
Grad Bus Prof Fee	8	1	7	5	0	0	1	0	0	0	0	3	0	0	4	0	0	0		
Graduate Studies Office	7	1	6	7	0	0	1	0	0	0	0	0	1	5	0	0	0	0		
Grounds Dept	20	19	1	18	2	1	15	1	0	0	0	0	0	1	0	0	0	0		
HC - SSF-Hlth Ed & Wellness	7	1	6	4	1	0	0	0	0	0	0	2	0	4	0	0	0	0		
Health & Human Services--Dean	24	6	18	21	2	0	2	2	0	0	0	1	2	13	1	1	0	0		
Health Center	37	10	27	29	2	3	1	4	0	0	0	6	3	9	9	0	0	0		
HHS Advisement & Outreach Ctr	6	3	3	4	2	1	0	0	0	0	0	0	2	1	0	0	0	0		
History	35	20	15	16	10	1	9	0	0	0	0	9	1	3	2	0	0	0		
Honors College	9	3	6	4	2	0	1	0	0	0	0	3	0	2	1	0	0	0		
Housing Services	18	8	10	15	1	1	6	0	0	0	0	2	3	4	1	0	0	0		
Human Resource Management	14	1	13	14	0	0	1	0	0	0	0	0	2	10	1	0	0	0		
Hydrogen Fueling Operation	1	1	0	0	1	0	0	0	0	0	0	0	0	0	0	0	0	0		
Information Systems	23	17	6	15	6	1	1	8	0	0	1	2	0	0	4	0	0	0		
Information Technology Svcs	3	1	2	3	0	0	0	1	0	0	0	0	0	1	1	0	0	0		
Institutional Research	5	3	2	3	1	0	0	2	0	0	0	1	0	0	1	0	0	0		
IT Infrastructure Services	26	20	6	21	5	0	2	13	0	0	0	0	1	0	5	0	0	0		
ITS Financial & Support Svcs	18	10	8	15	3	0	3	3	0	0	1	0	1	2	5	0	0	0		
Kinesiology & Nutritnl Science	97	40	57	50	16	1	13	9	1	0	0	31	1	13	10	1	0	1		
Latin American Studies	5	3	2	3	1	0	2	0	0	0	0	1	0	1	0	0	0	0		
Liberal Studies	14	5	9	9	4	0	1	0	0	0	0	1	0	4	3	0	0	1		
Luckman	45	35	10	25	16	1	14	3	0	0	1	4	1	4	0	0	1	0		
Management	40	29	11	22	12	6	3	8	0	0	0	6	1	2	2	0	0	0		

California State University, Los Angeles

Snapshot Date: 11/01/2016

Workforce Analysis Summary

Organizational Unit	Total				Male								Female							
	EMP	M	F	MIN	W	AA	H	A	NA	PI	2+	W	AA	H	A	NA	PI	2+		
Marketing	13	4	9	10	0	1	0	3	0	0	0	3	1	1	3	0	0	1		
Mathematics	81	43	38	52	11	3	10	19	0	0	0	18	0	2	18	0	0	0		
Mechanical Engineer	29	25	4	14	13	0	3	9	0	0	0	2	0	1	1	0	0	0		
Modern Languages & Literatre	24	7	17	20	1	0	4	2	0	0	0	3	0	4	10	0	0	0		
Music	69	39	30	24	26	2	9	1	1	0	0	19	0	4	7	0	0	0		
Natural & Social Sciences-Dean	71	29	42	48	9	2	10	7	0	0	1	14	2	14	11	0	0	1		
Nursing	70	11	59	38	6	0	1	4	0	0	0	26	6	12	13	1	0	1		
Office of the President	9	4	5	8	1	0	2	1	0	0	0	0	0	4	1	0	0	0		
Office. Resrch., Adv., & Dev.	3	1	2	2	0	0	0	1	0	0	0	1	0	1	0	0	0	0		
One Card	2	0	2	2	0	0	0	0	0	0	0	0	0	0	2	0	0	0		
Orientation	2	0	2	2	0	0	0	0	0	0	0	0	0	2	0	0	0	0		
OSD - SSF-Svcs & Accommodation	20	7	13	18	0	0	7	0	0	0	0	2	1	7	2	1	0	0		
PaGE Enrollment Services	1	1	0	1	0	0	0	1	0	0	0	0	0	0	0	0	0	0		
PaGE Fiscal Operations	1	1	0	1	0	0	1	0	0	0	0	0	0	0	0	0	0	0		
PaGE International Office	6	0	6	6	0	0	0	0	0	0	0	0	1	2	3	0	0	0		
PaGE Mkting and Communication	1	1	0	1	0	0	1	0	0	0	0	0	0	0	0	0	0	0		
Paint Shop	4	4	0	3	1	2	1	0	0	0	0	0	0	0	0	0	0	0		
Pan African Studies	13	7	6	13	0	7	0	0	0	0	0	0	5	1	0	0	0	0		
Parking	20	9	11	20	0	2	7	0	0	0	0	0	1	9	1	0	0	0		
Pat Brown Institute	3	1	2	2	1	0	0	0	0	0	0	0	0	1	1	0	0	0		
Payroll	6	0	6	5	0	0	0	0	0	0	0	1	0	3	2	0	0	0		
Philosophy	25	20	5	12	10	1	3	5	0	0	1	3	0	1	1	0	0	0		
Physics and Astronomy	43	34	9	22	15	4	7	7	0	0	1	6	0	2	1	0	0	0		

California State University, Los Angeles

Snapshot Date: 11/01/2016

Workforce Analysis Summary

Organizational Unit	Total				Male								Female							
	EMP	M	F	MIN	W	AA	H	A	NA	PI	2+	W	AA	H	A	NA	PI	2+		
Planning & Construction	3	1	2	2	0	0	0	1	0	0	0	1	0	1	0	0	0	0		
Plumbing Shop	5	5	0	5	0	1	4	0	0	0	0	0	0	0	0	0	0	0		
Police	33	24	9	30	3	6	13	2	0	0	0	0	0	9	0	0	0	0		
Political Science	24	12	12	15	6	0	4	2	0	0	0	3	1	4	4	0	0	0		
Printing Center	7	7	0	6	1	0	4	2	0	0	0	0	0	0	0	0	0	0		
Property Management	4	2	2	3	0	0	2	0	0	0	0	1	0	0	1	0	0	0		
Psychology	49	16	33	19	10	0	2	4	0	0	0	20	1	6	6	0	0	0		
Public Affairs	10	5	5	9	0	0	3	1	0	0	1	1	1	0	3	0	0	0		
Public Health	24	5	19	16	2	2	0	1	0	0	0	6	4	5	4	0	0	0		
Purchasing	7	4	3	4	2	0	2	0	0	0	0	1	1	1	0	0	0	0		
Registrars Office	27	7	20	18	4	1	1	1	0	0	0	5	2	7	6	0	0	0		
Resource Planning and Mgmt	7	3	4	3	1	0	1	1	0	0	0	3	0	1	0	0	0	0		
SA - SSF-Student Development	1	1	0	1	0	1	0	0	0	0	0	0	0	0	0	0	0	0		
School Development Office	10	3	7	7	1	0	1	1	0	0	0	2	2	3	0	0	0	0		
Social Work	52	13	39	37	5	2	5	1	0	0	0	10	9	12	8	0	0	0		
Sociology	44	23	21	18	11	3	7	2	0	0	0	15	0	3	3	0	0	0		
Special Education & Counseling	85	21	64	41	11	1	8	1	0	0	0	33	0	14	16	0	1	0		
Special Project	3	2	1	2	1	0	0	0	0	0	1	0	0	0	1	0	0	0		
Special Projects	2	2	0	2	0	0	2	0	0	0	0	0	0	0	0	0	0	0		
Stds Lrning in Communities	1	0	1	1	0	0	0	0	0	0	0	0	0	1	0	0	0	0		
Student Financial Aid	15	4	11	15	0	0	2	2	0	0	0	0	0	6	5	0	0	0		
Student Financial Services	12	2	10	10	0	2	0	0	0	0	0	2	0	6	2	0	0	0		
Students with Disabilities	11	4	7	10	1	0	3	0	0	0	0	0	1	6	0	0	0	0		

California State University, Los Angeles

Snapshot Date: 11/01/2016

Workforce Analysis Summary

Organizational Unit	Total				Male								Female							
	EMP	M	F	MIN	W	AA	H	A	NA	PI	2+	W	AA	H	A	NA	PI	2+		
Technology	28	21	7	19	8	0	9	4	0	0	0	1	0	3	3	0	0	0		
Testing Office	46	13	33	40	2	1	8	2	0	0	0	4	4	23	2	0	0	0		
Transportation	2	0	2	2	0	0	0	0	0	0	0	0	1	1	0	0	0	0		
TVFM	51	31	20	26	14	2	10	2	2	0	1	11	4	4	0	1	0	0		
Undergraduate Studies	7	2	5	4	1	0	1	0	0	0	0	2	1	1	1	0	0	0		
University Library	33	15	18	23	8	0	4	3	0	0	0	2	1	7	8	0	0	0		
University Outreach	8	4	4	8	0	1	3	0	0	0	0	0	1	2	1	0	0	0		
University Times	1	1	0	0	1	0	0	0	0	0	0	0	0	0	0	0	0	0		
University Tutorial Center-ULS	2	1	1	2	0	0	0	1	0	0	0	0	0	1	0	0	0	0		
University Writing Center-ULS	15	5	10	12	2	0	3	0	0	0	0	1	0	7	2	0	0	0		
Upward Bound	1	0	1	1	0	0	0	0	0	0	0	0	0	1	0	0	0	0		
VA - SSF-Veterans Affair	2	1	1	2	0	0	1	0	0	0	0	0	0	1	0	0	0	0		
Vice President Academic Affrs	4	0	4	2	0	0	0	0	0	0	0	2	0	1	1	0	0	0		
Vice President ITS Office	2	0	2	2	0	0	0	0	0	0	0	0	0	1	1	0	0	0		
VP Admin & Finance	8	1	7	6	0	1	0	0	0	0	0	2	0	3	2	0	0	0		
VP Institutional Advancement	5	2	3	4	0	0	1	1	0	0	0	1	0	1	1	0	0	0		
VP Student Affairs	8	3	5	7	1	0	0	2	0	0	0	0	0	3	2	0	0	0		
Work Control Department	4	1	3	4	0	0	1	0	0	0	0	0	0	2	1	0	0	0		
Total (#)	3,011	1,404	1,607	1,979	515	126	430	311	7	1	14	517	116	568	372	11	2	21		
Total (%)		46.6	53.4	65.7	17.1	4.2	14.3	10.3	0.2	0.0	0.5	17.2	3.9	18.9	12.4	0.4	0.1	0.7		

California State University, Los Angeles

Snapshot Date: 11/01/2016

Job Group Analysis

Job Group: 1 - Business and Financial Operations Occupations

			Total				
EEO Cat	Job Code	Job Title	EMP	MALE	FEMALE	WHITE	MIN
2	1762	Accountant I	2	1	1	0	2
2	4555	Accountant II	4	0	4	1	3
2	1733	Accounting Clerk	1	0	1	0	1
2	1730	Accounting Technician I	10	2	8	2	8
2	1741	Accounting Technician II	12	1	11	0	12
2	1740	Accounting Technician III	10	0	10	0	10
2	1759	Collections Rep II	3	0	3	1	2
2	5284	Sr Budget Analyst	4	1	3	0	4
Total (#)			46	5	41	4	42
Total (%)				10.9	89.1	8.70	91.3

California State University, Los Angeles

Snapshot Date: 11/01/2016

Job Group Analysis

Job Group: 10 - Student and Academic Affairs and Other Education Services Occupations

EEO Cat	Job Code	Job Title	Total				
			EMP	MALE	FEMALE	WHITE	MIN
8	2866	Accompanist II	4	1	3	1	3
8	5787	Assoc, Acad & Instit Studies 3	1	1	0	0	1
8	1513	Athletic Equipment Attendant 2	1	0	1	1	0
8	1514	Athletic Equipment Attendant I	1	1	0	0	1
8	2630	Credential Analyst II	2	0	2	0	2
8	7000	Equip Maintenance Assistant	3	3	0	1	2
8	7002	Equip Tech I, Electro-Mechnl	1	1	0	0	1
8	7012	Equip Tech II, Electro-Mechnl	2	2	0	1	1
8	7013	Equip Tech II, Electronic	3	3	0	1	2
8	7023	Equip Tech III, Electronic	4	3	1	2	2
8	7021	Equip Tech III, Mechanical	1	1	0	1	0
8	7024	Equip Tech III, Splclized Equip	2	1	1	0	2
8	2632	Evaluator I	9	3	6	2	7
8	2633	Evaluator II	5	2	3	1	4
8	2634	Evaluator Trainee	5	0	5	0	5
8	5182	Extended Ed Specialist II	5	1	4	1	4
8	8145	Health Education Assistant	2	0	2	1	1
8	7193	Hrly Intrprt/Rltmecap/Catscrbr	12	2	10	2	10
8	1577	Instructional Support Asst I	2	1	1	0	2
8	1615	Instructional Support Tech I	2	2	0	2	0
8	1617	Instructional Support Tech II	5	3	2	0	5
8	1619	Instructional Support Tech III	6	2	4	2	4
8	2886	Library Services Spec I	1	0	1	0	1
8	2887	Library Services Spec II	4	3	1	1	3
8	2888	Library Services Spec III	4	1	3	1	3
8	2889	Library Services Spec IV	2	1	1	1	1

California State University, Los Angeles

Snapshot Date: 11/01/2016

Job Group Analysis

Job Group: 10 - Student and Academic Affairs and Other Education Services Occupations

			Total				
EEO Cat	Job Code	Job Title	EMP	MALE	FEMALE	WHITE	MIN
8	1428	Sprvsng Micrographics Tech I	1	1	0	1	0
8	3070	SSP Academic Related I 12 Mo	7	1	6	3	4
8	3071	SSP Academic Related I AY	1	0	1	1	0
8	3079	SSP I	7	2	5	0	7
8	3082	SSP II	61	20	41	4	57
8	3084	SSP III	30	10	20	6	24
Total (#)			196	72	124	37	159
Total (%)				36.7	63.3	18.88	81.1

California State University, Los Angeles

Snapshot Date: 11/01/2016

Job Group Analysis

Job Group: 11 - Production, Transportation, and Material Moving Occupations

Total				
--------------	--	--	--	--

EEO Cat	Job Code	Job Title	EMP	MALE	FEMALE	WHITE	MIN
14	6363	Light Auto Equipment Operator	3	3	0	1	2
Total (#)			3	3	0	1	2
Total (%)				100.0	0.0	33.33	66.7

California State University, Los Angeles

Snapshot Date: 11/01/2016

Job Group Analysis

Job Group: 12 - 102400 - Postsecondary Teachers (Athletics Department)

			Total				
EEO Cat	Job Code	Job Title	EMP	MALE	FEMALE	WHITE	MIN
5	8180 - Athletics Department	Athletic Trainer I 12 Mo	2	1	1	0	2
5	8185 - Athletics Department	Athletic Trainer II 12 Mo	1	0	1	1	0
5	2376 - Athletics Department	Coach 12 Mo	1	1	0	1	0
5	2384 - Athletics Department	Coaching Assistant AY	7	5	2	3	4
5	2379 - Athletics Department	Coaching Specialist 12 Mo	3	2	1	0	3
5	2381 - Athletics Department	Coaching Specialist AY	2	2	0	0	2
5	2373 - Athletics Department	Head Coach 12 Mo	5	2	3	4	1
5	2375 - Athletics Department	Head Coach AY	1	0	1	1	0
Total (#)			22	13	9	10	12
Total (%)				59.1	40.9	45.45	54.5

California State University, Los Angeles

Snapshot Date: 11/01/2016

Job Group Analysis

Job Group: 12 - 200120 - Postsecondary Teachers (Honors College)

			Total				
EEO Cat	Job Code	Job Title	EMP	MALE	FEMALE	WHITE	MIN
5	2360 - Honors College	Instr Fac AY	1	1	0	0	1
5	2358 - Honors College	Lecturer AY	3	1	2	3	0
Total (#)			4	2	2	3	1
Total (%)				50.0	50.0	75.00	25.0

California State University, Los Angeles

Snapshot Date: 11/01/2016

Job Group Analysis

Job Group: 12 - 200410 - Postsecondary Teachers (Academic Advisement Center)

EEO

Total				
--------------	--	--	--	--

EEO Cat	Job Code	Job Title	EMP	MALE	FEMALE	WHITE	MIN
5	2358 - Academic Advisement Center-ULS	Lecturer AY	2	0	2	0	2
Total (#)			2	0	2	0	2
Total (%)				0.0	100.0	0.00	100.0

California State University, Los Angeles

Snapshot Date: 11/01/2016

Job Group Analysis

Job Group: 12 - 200425 - Postsecondary Teachers (University Writing Center)

EEO

Total				
--------------	--	--	--	--

EEO Cat	Job Code	Job Title	EMP	MALE	FEMALE	WHITE	MIN
5	2358 - University Writing Center-ULS	Lecturer AY	5	3	2	2	3
Total (#)			5	3	2	2	3
Total (%)				60.0	40.0	40.00	60.0

California State University, Los Angeles

Snapshot Date: 11/01/2016

Job Group Analysis

Job Group: 12 - 200505 - Postsecondary Teachers (Cal State Teach)

			Total				
EEO Cat	Job Code	Job Title	EMP	MALE	FEMALE	WHITE	MIN
5	2359 - Cal State Teach	Lecturer 12 Mo	1	1	0	1	0
5	2458 - Cal State Teach	Lecturer AY CalState Teach	32	8	24	17	15
Total (#)			33	9	24	18	15
Total (%)				27.3	72.7	54.55	45.5

California State University, Los Angeles

Snapshot Date: 11/01/2016

Job Group Analysis

Job Group: 12 - 201000 - Postsecondary Teachers (Arts & Letters)

EEO

Total				
--------------	--	--	--	--

Cat	Job Code	Job Title	EMP	MALE	FEMALE	WHITE	MIN
5	2358 - Arts & Letters--Dean	Lecturer AY	2	1	1	1	1
		Total (#)	2	1	1	1	1
		Total (%)		50.0	50.0	50.00	50.0

California State University, Los Angeles

Snapshot Date: 11/01/2016

Job Group Analysis

Job Group: 12 - 201010 - Postsecondary Teachers (Art)

EEO

Cat	Job Code	Job Title	Total				
			EMP	MALE	FEMALE	WHITE	MIN
5	2481 - Art	Dept Chair 12 Mo	1	0	1	0	1
5	2360 - Art	Instr Fac AY	13	9	4	9	4
5	2358 - Art	Lecturer AY	18	4	14	11	7
5	2354 - Art	Teaching Associate AY	1	1	0	1	0
Total (#)			33	14	19	21	12
Total (%)				42.4	57.6	63.64	36.4

California State University, Los Angeles

Snapshot Date: 11/01/2016

Job Group Analysis

Job Group: 12 - 201015 - Postsecondary Teachers (Communication Studies)

			Total				
EEO Cat	Job Code	Job Title	EMP	MALE	FEMALE	WHITE	MIN
5	2481 - Communication Studies	Dept Chair 12 Mo	1	1	0	1	0
5	2360 - Communication Studies	Instr Fac AY	9	5	4	4	5
5	2358 - Communication Studies	Lecturer AY	24	9	15	11	13
5	2354 - Communication Studies	Teaching Associate AY	22	11	11	7	15
Total (#)			56	26	30	23	33
Total (%)				46.4	53.6	41.07	58.9

California State University, Los Angeles

Snapshot Date: 11/01/2016

Job Group Analysis

Job Group: 12 - 201020 - Postsecondary Teachers (English)

			Total				
EEO Cat	Job Code	Job Title	EMP	MALE	FEMALE	WHITE	MIN
5	2481 - English	Dept Chair 12 Mo	1	1	0	0	1
5	2360 - English	Instr Fac AY	18	9	9	11	7
5	2358 - English	Lecturer AY	57	28	29	35	22
5	2354 - English	Teaching Associate AY	6	2	4	0	6
Total (#)			82	40	42	46	36
Total (%)				48.8	51.2	56.10	43.9

California State University, Los Angeles

Snapshot Date: 11/01/2016

Job Group Analysis

Job Group: 12 - 201025 - Postsecondary Teachers (Liberal Studies)

			Total				
EEO Cat	Job Code	Job Title	EMP	MALE	FEMALE	WHITE	MIN
5	2481 - Liberal Studies	Dept Chair 12 Mo	1	1	0	1	0
5	2360 - Liberal Studies	Instr Fac AY	5	4	1	3	2
5	2358 - Liberal Studies	Lecturer AY	7	0	7	1	6
Total (#)			13	5	8	5	8
Total (%)				38.5	61.5	38.46	61.5

California State University, Los Angeles

Snapshot Date: 11/01/2016

Job Group Analysis

Job Group: 12 - 201030 - Postsecondary Teachers (Modern Languages & Literatre)

			Total				
EEO Cat	Job Code	Job Title	EMP	MALE	FEMALE	WHITE	MIN
5	2481 - Modern Languages & Literatre	Dept Chair 12 Mo	1	0	1	0	1
5	2360 - Modern Languages & Literatre	Instr Fac AY	12	5	7	2	10
5	2358 - Modern Languages & Literatre	Lecturer AY	8	2	6	2	6
5	2354 - Modern Languages & Literatre	Teaching Associate AY	2	0	2	0	2
Total (#)			23	7	16	4	19
Total (%)				30.4	69.6	17.39	82.6

California State University, Los Angeles

Snapshot Date: 11/01/2016

Job Group Analysis

Job Group: 12 - 201035 - Postsecondary Teachers (Music)

EEO

			Total				
Cat	Job Code	Job Title	EMP	MALE	FEMALE	WHITE	MIN
5	2360 - Music	Instr Fac AY	19	10	9	14	5
5	2358 - Music	Lecturer AY	38	24	14	26	12
5	2354 - Music	Teaching Associate AY	3	2	1	3	0
Total (#)			60	36	24	43	17
Total (%)				60.0	40.0	71.67	28.3

California State University, Los Angeles

Snapshot Date: 11/01/2016

Job Group Analysis

Job Group: 12 - 201040 - Postsecondary Teachers (Philosophy)

			Total				
EEO Cat	Job Code	Job Title	EMP	MALE	FEMALE	WHITE	MIN
5	2481 - Philosophy	Dept Chair 12 Mo	1	0	1	1	0
5	2360 - Philosophy	Instr Fac AY	7	6	1	3	4
5	2358 - Philosophy	Lecturer AY	10	9	1	8	2
Total (#)			18	15	3	12	6
Total (%)				83.3	16.7	66.67	33.3

California State University, Los Angeles

Snapshot Date: 11/01/2016

Job Group Analysis

Job Group: 12 - 201055 - Postsecondary Teachers (TVFM)

EEO

Cat	Job Code	Job Title	Total				
			EMP	MALE	FEMALE	WHITE	MIN
5	2481 - TVFM	Dept Chair 12 Mo	2	1	1	1	1
5	2360 - TVFM	Instr Fac AY	13	8	5	7	6
5	2358 - TVFM	Lecturer AY	22	17	5	13	9
5	2354 - TVFM	Teaching Associate AY	3	2	1	1	2
Total (#)			40	28	12	22	18
Total (%)				70.0	30.0	55.00	45.0

California State University, Los Angeles

Snapshot Date: 11/01/2016

Job Group Analysis

Job Group: 12 - 201200 - Postsecondary Teachers (Business and Economics)

			Total				
EEO Cat	Job Code	Job Title	EMP	MALE	FEMALE	WHITE	MIN
5	2358 - Business and Economics--Dean	Lecturer AY	14	5	9	6	8
Total (#)			14	5	9	6	8
Total (%)				35.7	64.3	42.86	57.1

California State University, Los Angeles

Snapshot Date: 11/01/2016

Job Group Analysis

Job Group: 12 - 201205 - Postsecondary Teachers (Accounting Department)

EEO

Cat	Job Code	Job Title	Total				
			EMP	MALE	FEMALE	WHITE	MIN
5	2481 - Accounting Department	Dept Chair 12 Mo	1	0	1	1	0
5	2360 - Accounting Department	Instr Fac AY	15	7	8	5	10
5	2358 - Accounting Department	Lecturer AY	16	12	4	7	9
Total (#)			32	19	13	13	19
Total (%)				59.4	40.6	40.63	59.4

California State University, Los Angeles

Snapshot Date: 11/01/2016

Job Group Analysis

Job Group: 12 - 201210 - Postsecondary Teachers (Information Systems)

EEO

			Total				
EEO Cat	Job Code	Job Title	EMP	MALE	FEMALE	WHITE	MIN
5	2481 - Information Systems	Dept Chair 12 Mo	1	1	0	1	0
5	2360 - Information Systems	Instr Fac AY	12	9	3	3	9
5	2358 - Information Systems	Lecturer AY	10	7	3	4	6
Total (#)			23	17	6	8	15
Total (%)				73.9	26.1	34.78	65.2

California State University, Los Angeles

Snapshot Date: 11/01/2016

Job Group Analysis

Job Group: 12 - 201215 - Postsecondary Teachers (Economics & Statistics)

			Total				
EEO Cat	Job Code	Job Title	EMP	MALE	FEMALE	WHITE	MIN
5	2481 - Economics & Statistics	Dept Chair 12 Mo	1	1	0	0	1
5	2360 - Economics & Statistics	Instr Fac AY	13	8	5	3	10
5	2358 - Economics & Statistics	Lecturer AY	10	7	3	8	2
Total (#)			24	16	8	11	13
Total (%)				66.7	33.3	45.83	54.2

California State University, Los Angeles

Snapshot Date: 11/01/2016

Job Group Analysis

Job Group: 12 - 201220 - Postsecondary Teachers (Finance and Law)

EEO

Cat	Job Code	Job Title	Total				
			EMP	MALE	FEMALE	WHITE	MIN
5	2481 - Finance and Law	Dept Chair 12 Mo	1	1	0	1	0
5	2360 - Finance and Law	Instr Fac AY	11	4	7	1	10
5	2358 - Finance and Law	Lecturer AY	10	10	0	5	5
Total (#)			22	15	7	7	15
Total (%)				68.2	31.8	31.82	68.2

California State University, Los Angeles

Snapshot Date: 11/01/2016

Job Group Analysis

Job Group: 12 - 201225 - Postsecondary Teachers (Management)

			Total				
EEO Cat	Job Code	Job Title	EMP	MALE	FEMALE	WHITE	MIN
5	2481 - Management	Dept Chair 12 Mo	1	1	0	0	1
5	2360 - Management	Instr Fac AY	13	8	5	7	6
5	2358 - Management	Lecturer AY	26	20	6	11	15
Total (#)			40	29	11	18	22
Total (%)				72.5	27.5	45.00	55.0

California State University, Los Angeles

Snapshot Date: 11/01/2016

Job Group Analysis

Job Group: 12 - 201230 - Postsecondary Teachers (Marketing)

			Total				
EEO Cat	Job Code	Job Title	EMP	MALE	FEMALE	WHITE	MIN
5	2360 - Marketing	Instr Fac AY	11	3	8	3	8
5	2358 - Marketing	Lecturer AY	2	1	1	0	2
Total (#)			13	4	9	3	10
Total (%)				30.8	69.2	23.08	76.9

California State University, Los Angeles

Snapshot Date: 11/01/2016

Job Group Analysis

Job Group: 12 - 201400 - Postsecondary Teachers (Charter College of Ed)

EEO

Total				
--------------	--	--	--	--

EEO Cat	Job Code	Job Title	EMP	MALE	FEMALE	WHITE	MIN
5	2358 - Charter College of Ed - Dean	Lecturer AY	1	0	1	1	0
		Total (#)	1	0	1	1	0
		Total (%)		0.0	100.0	100.00	0.0

California State University, Los Angeles

Snapshot Date: 11/01/2016

Job Group Analysis

Job Group: 12 - 201402 - Postsecondary Teachers (EdD in Educational Leadership)

			Total				
EEO Cat	Job Code	Job Title	EMP	MALE	FEMALE	WHITE	MIN
5	2360 - EdD in Educational Leadership	Instr Fac AY	1	0	1	0	1
5	2358 - EdD in Educational Leadership	Lecturer AY	2	0	2	0	2
Total (#)			3	0	3	0	3
Total (%)				0.0	100.0	0.00	100.0

California State University, Los Angeles

Snapshot Date: 11/01/2016

Job Group Analysis

Job Group: 12 - 201410 - Postsecondary Teachers (Curriculum & Instruction)

EEO

			Total				
EEO Cat	Job Code	Job Title	EMP	MALE	FEMALE	WHITE	MIN
5	2481 - Curriculum & Instruction	Dept Chair 12 Mo	1	1	0	0	1
5	2360 - Curriculum & Instruction	Instr Fac AY	17	7	10	8	9
5	2358 - Curriculum & Instruction	Lecturer AY	13	6	7	4	9
Total (#)			31	14	17	12	19
Total (%)				45.2	54.8	38.71	61.3

California State University, Los Angeles

Snapshot Date: 11/01/2016

Job Group Analysis

Job Group: 12 - 201415 - Postsecondary Teachers (AASE)

EEO

			Total				
Cat	Job Code	Job Title	EMP	MALE	FEMALE	WHITE	MIN
5	2481 - AASE	Dept Chair 12 Mo	1	0	1	1	0
5	2360 - AASE	Instr Fac AY	17	8	9	8	9
5	2358 - AASE	Lecturer AY	19	6	13	8	11
Total (#)			37	14	23	17	20
Total (%)				37.8	62.2	45.95	54.1

California State University, Los Angeles

Snapshot Date: 11/01/2016

Job Group Analysis

Job Group: 12 - 201420 - Postsecondary Teachers (Special Education & Counseling)

			Total				
EEO Cat	Job Code	Job Title	EMP	MALE	FEMALE	WHITE	MIN
5	2481 - Special Education & Counseling	Dept Chair 12 Mo	1	0	1	1	0
5	2360 - Special Education & Counseling	Instr Fac AY	25	5	20	16	9
5	2358 - Special Education & Counseling	Lecturer AY	51	15	36	27	24
Total (#)			77	20	57	44	33
Total (%)				26.0	74.0	57.14	42.9

California State University, Los Angeles

Snapshot Date: 11/01/2016

Job Group Analysis

Job Group: 12 - 201500 - Postsecondary Teachers (Engr Comp Sci & Tech)

			Total				
EEO Cat	Job Code	Job Title	EMP	MALE	FEMALE	WHITE	MIN
5	2358 - Engr Comp Sci & Tech--Dean	Lecturer AY	4	4	0	3	1
Total (#)			4	4	0	3	1
Total (%)				100.0	0.0	75.00	25.0

California State University, Los Angeles

Snapshot Date: 11/01/2016

Job Group Analysis

Job Group: 12 - 201505 - Postsecondary Teachers (Civil Engineering)

			Total				
EEO Cat	Job Code	Job Title	EMP	MALE	FEMALE	WHITE	MIN
5	2481 - Civil Engineering	Dept Chair 12 Mo	1	1	0	1	0
5	2360 - Civil Engineering	Instr Fac AY	6	4	2	2	4
5	2358 - Civil Engineering	Lecturer AY	26	22	4	8	18
Total (#)			33	27	6	11	22
Total (%)				81.8	18.2	33.33	66.7

California State University, Los Angeles

Snapshot Date: 11/01/2016

Job Group Analysis

Job Group: 12 - 201510 - Postsecondary Teachers (Computer Science)

			Total				
EEO Cat	Job Code	Job Title	EMP	MALE	FEMALE	WHITE	MIN
5	2481 - Computer Science	Dept Chair 12 Mo	1	1	0	0	1
5	2360 - Computer Science	Instr Fac AY	10	8	2	4	6
5	2358 - Computer Science	Lecturer AY	11	10	1	5	6
5	2354 - Computer Science	Teaching Associate AY	3	1	2	0	3
Total (#)			25	20	5	9	16
Total (%)				80.0	20.0	36.00	64.0

California State University, Los Angeles

Snapshot Date: 11/01/2016

Job Group Analysis

Job Group: 12 - 201515 - Postsecondary Teachers (Electrical & Computer Engr)

			Total				
EEO Cat	Job Code	Job Title	EMP	MALE	FEMALE	WHITE	MIN
5	2481 - Electrical & Computer Engr	Dept Chair 12 Mo	1	1	0	1	0
5	2360 - Electrical & Computer Engr	Instr Fac AY	10	5	5	7	3
5	2358 - Electrical & Computer Engr	Lecturer AY	14	11	3	8	6
5	2354 - Electrical & Computer Engr	Teaching Associate AY	6	3	3	0	6
Total (#)			31	20	11	16	15
Total (%)				64.5	35.5	51.61	48.4

California State University, Los Angeles

Snapshot Date: 11/01/2016

Job Group Analysis

Job Group: 12 - 201520 - Postsecondary Teachers (Mechanical Engineer)

EEO

			Total				
Cat	Job Code	Job Title	EMP	MALE	FEMALE	WHITE	MIN
5	2481 - Mechanical Engineer	Dept Chair 12 Mo	1	1	0	1	0
5	2360 - Mechanical Engineer	Instr Fac AY	10	9	1	4	6
5	2358 - Mechanical Engineer	Lecturer AY	15	14	1	8	7
Total (#)			26	24	2	13	13
Total (%)				92.3	7.7	50.00	50.0

California State University, Los Angeles

Snapshot Date: 11/01/2016

Job Group Analysis

Job Group: 12 - 201525 - Postsecondary Teachers (Technology)

			Total				
EEO Cat	Job Code	Job Title	EMP	MALE	FEMALE	WHITE	MIN
5	2481 - Technology	Dept Chair 12 Mo	1	1	0	1	0
5	2360 - Technology	Instr Fac AY	7	5	2	2	5
5	2358 - Technology	Lecturer AY	12	11	1	6	6
Total (#)			20	17	3	9	11
Total (%)				85.0	15.0	45.00	55.0

California State University, Los Angeles

Snapshot Date: 11/01/2016

Job Group Analysis

Job Group: 12 - 201600 - Postsecondary Teachers (Health & Human Services)

			Total				
EEO Cat	Job Code	Job Title	EMP	MALE	FEMALE	WHITE	MIN
5	2358 - Health & Human Services--Dean	Lecturer AY	5	0	5	0	5
Total (#)			5	0	5	0	5
Total (%)				0.0	100.0	0.00	100.0

California State University, Los Angeles

Snapshot Date: 11/01/2016

Job Group Analysis

Job Group: 12 - 201605 - Postsecondary Teachers (Child & Family Studies)

EEO

			Total				
EEO Cat	Job Code	Job Title	EMP	MALE	FEMALE	WHITE	MIN
5	2481 - Child & Family Studies	Dept Chair 12 Mo	1	0	1	0	1
5	2360 - Child & Family Studies	Instr Fac AY	8	1	7	4	4
5	2358 - Child & Family Studies	Lecturer AY	23	4	19	6	17
Total (#)			32	5	27	10	22
Total (%)				15.6	84.4	31.25	68.8

California State University, Los Angeles

Snapshot Date: 11/01/2016

Job Group Analysis

Job Group: 12 - 201610 - Postsecondary Teachers (Communication Disorders)

			Total				
EEO Cat	Job Code	Job Title	EMP	MALE	FEMALE	WHITE	MIN
5	2481 - Communication Disorders	Dept Chair 12 Mo	1	1	0	1	0
5	2360 - Communication Disorders	Instr Fac AY	7	1	6	5	2
5	2358 - Communication Disorders	Lecturer AY	22	10	12	17	5
Total (#)			30	12	18	23	7
Total (%)				40.0	60.0	76.67	23.3

California State University, Los Angeles

Snapshot Date: 11/01/2016

Job Group Analysis

Job Group: 12 - 201615 - Postsecondary Teachers (Criminal Justice)

			Total				
EEO Cat	Job Code	Job Title	EMP	MALE	FEMALE	WHITE	MIN
5	2481 - Criminal Justice	Dept Chair 12 Mo	1	0	1	1	0
5	2360 - Criminal Justice	Instr Fac AY	8	3	5	6	2
5	2358 - Criminal Justice	Lecturer AY	12	9	3	4	8
5	2354 - Criminal Justice	Teaching Associate AY	2	1	1	1	1
Total (#)			23	13	10	12	11
Total (%)				56.5	43.5	52.17	47.8

California State University, Los Angeles

Snapshot Date: 11/01/2016

Job Group Analysis

Job Group: 12 - 201620 - Postsecondary Teachers (Public Health)

EEO

Cat	Job Code	Job Title	Total				
			EMP	MALE	FEMALE	WHITE	MIN
5	2481 - Public Health	Dept Chair 12 Mo	1	1	0	1	0
5	2360 - Public Health	Instr Fac AY	6	0	6	3	3
5	2358 - Public Health	Lecturer AY	15	3	12	4	11
Total (#)			22	4	18	8	14
Total (%)				18.2	81.8	36.36	63.6

California State University, Los Angeles

Snapshot Date: 11/01/2016

Job Group Analysis

Job Group: 12 - 201625 - Postsecondary Teachers (Kinesiology & Nutritnl Science)

			Total				
EEO Cat	Job Code	Job Title	EMP	MALE	FEMALE	WHITE	MIN
5	2481 - Kinesiology & Nutritnl Science	Dept Chair 12 Mo	1	0	1	1	0
5	2360 - Kinesiology & Nutritnl Science	Instr Fac AY	17	9	8	10	7
5	2358 - Kinesiology & Nutritnl Science	Lecturer AY	58	25	33	27	31
5	2354 - Kinesiology & Nutritnl Science	Teaching Associate AY	8	3	5	3	5
Total (#)			84	37	47	41	43
Total (%)				44.0	56.0	48.81	51.2

California State University, Los Angeles

Snapshot Date: 11/01/2016

Job Group Analysis

Job Group: 12 - 201630 - Postsecondary Teachers (Nursing)

			Total				
EEO Cat	Job Code	Job Title	EMP	MALE	FEMALE	WHITE	MIN
5	2481 - Nursing	Dept Chair 12 Mo	1	0	1	0	1
5	2360 - Nursing	Instr Fac AY	10	1	9	4	6
5	2358 - Nursing	Lecturer AY	51	8	43	26	25
Total (#)			62	9	53	30	32
Total (%)				14.5	85.5	48.39	51.6

California State University, Los Angeles

Snapshot Date: 11/01/2016

Job Group Analysis

Job Group: 12 - 201635 - Postsecondary Teachers (Social Work)

			Total				
EEO Cat	Job Code	Job Title	EMP	MALE	FEMALE	WHITE	MIN
5	2481 - Social Work	Dept Chair 12 Mo	1	0	1	0	1
5	2360 - Social Work	Instr Fac AY	9	1	8	2	7
5	2358 - Social Work	Lecturer AY	38	11	27	13	25
Total (#)			48	12	36	15	33
Total (%)				25.0	75.0	31.25	68.8

California State University, Los Angeles

Snapshot Date: 11/01/2016

Job Group Analysis

Job Group: 12 - 201640 - Postsecondary Teachers (HHS Advisement & Outreach Ctr)

			Total				
EEO Cat	Job Code	Job Title	EMP	MALE	FEMALE	WHITE	MIN
5	2358 - HHS Advisement & Outreach Ctr	Lecturer AY	5	3	2	2	3
Total (#)			5	3	2	2	3
Total (%)				60.0	40.0	40.00	60.0

California State University, Los Angeles

Snapshot Date: 11/01/2016

Job Group Analysis

Job Group: 12 - 201650 - Postsecondary Teachers (Applied Gerontology Institute)

			Total				
EEO Cat	Job Code	Job Title	EMP	MALE	FEMALE	WHITE	MIN
5	2481 - Applied Gerontology Institute	Dept Chair 12 Mo	1	0	1	0	1
Total (#)			1	0	1	0	1
Total (%)				0.0	100.0	0.00	100.0

California State University, Los Angeles

Snapshot Date: 11/01/2016

Job Group Analysis

Job Group: 12 - 201700 - Postsecondary Teachers (Natural & Social Sciences)

EEO

			Total				
EEO Cat	Job Code	Job Title	EMP	MALE	FEMALE	WHITE	MIN
5	2360 - Natural & Social Sciences-Dean	Instr Fac AY	10	5	5	6	4
5	2358 - Natural & Social Sciences-Dean	Lecturer AY	9	4	5	4	5
5	2354 - Natural & Social Sciences-Dean	Teaching Associate AY	30	12	18	9	21
Total (#)			49	21	28	19	30
Total (%)				42.9	57.1	38.78	61.2

California State University, Los Angeles

Snapshot Date: 11/01/2016

Job Group Analysis

Job Group: 12 - 201705 - Postsecondary Teachers (Anthropology)

			Total				
EEO Cat	Job Code	Job Title	EMP	MALE	FEMALE	WHITE	MIN
5	2481 - Anthropology	Dept Chair 12 Mo	1	1	0	0	1
5	2360 - Anthropology	Instr Fac AY	7	1	6	5	2
5	2358 - Anthropology	Lecturer AY	12	3	9	9	3
5	2354 - Anthropology	Teaching Associate AY	2	0	2	1	1
Total (#)			22	5	17	15	7
Total (%)				22.7	77.3	68.18	31.8

California State University, Los Angeles

Snapshot Date: 11/01/2016

Job Group Analysis

Job Group: 12 - 201707 - Postsecondary Teachers (Asian American Studies)

EEO

			Total				
EEO Cat	Job Code	Job Title	EMP	MALE	FEMALE	WHITE	MIN
5	2481 - Asian American Studies	Dept Chair 12 Mo	1	0	1	0	1
5	2360 - Asian American Studies	Instr Fac AY	1	1	0	0	1
Total (#)			2	1	1	0	2
Total (%)				50.0	50.0	0.00	100.0

California State University, Los Angeles

Snapshot Date: 11/01/2016

Job Group Analysis

Job Group: 12 - 201710 - Postsecondary Teachers (Biology and Microbiology)

			Total				
EEO Cat	Job Code	Job Title	EMP	MALE	FEMALE	WHITE	MIN
5	2481 - Biology and Microbiology	Dept Chair 12 Mo	1	1	0	1	0
5	2360 - Biology and Microbiology	Instr Fac AY	17	9	8	10	7
5	2358 - Biology and Microbiology	Lecturer AY	30	19	11	12	18
Total (#)			48	29	19	23	25
Total (%)				60.4	39.6	47.92	52.1

California State University, Los Angeles

Snapshot Date: 11/01/2016

Job Group Analysis

Job Group: 12 - 201715 - Postsecondary Teachers (Chemistry & Biochemistry)

			Total				
EEO Cat	Job Code	Job Title	EMP	MALE	FEMALE	WHITE	MIN
5	2481 - Chemistry & Biochemistry	Dept Chair 12 Mo	1	0	1	1	0
5	2360 - Chemistry & Biochemistry	Instr Fac AY	15	9	6	4	11
5	2358 - Chemistry & Biochemistry	Lecturer AY	23	15	8	12	11
Total (#)			39	24	15	17	22
Total (%)				61.5	38.5	43.59	56.4

California State University, Los Angeles

Snapshot Date: 11/01/2016

Job Group Analysis

Job Group: 12 - 201720 - Postsecondary Teachers (Chicano Studies)

			Total				
EEO Cat	Job Code	Job Title	EMP	MALE	FEMALE	WHITE	MIN
5	2481 - Chicano Studies	Dept Chair 12 Mo	1	0	1	0	1
5	2360 - Chicano Studies	Instr Fac AY	4	0	4	0	4
5	2358 - Chicano Studies	Lecturer AY	26	15	11	1	25
Total (#)			31	15	16	1	30
Total (%)				48.4	51.6	3.23	96.8

California State University, Los Angeles

Snapshot Date: 11/01/2016

Job Group Analysis

Job Group: 12 - 201725 - Postsecondary Teachers (Geography & Urban Analysis)

EEO

Total				
--------------	--	--	--	--

Cat	Job Code	Job Title	EMP	MALE	FEMALE	WHITE	MIN
5	2358 - Geography & Urban Analysis	Lecturer AY	3	1	2	0	3
		Total (#)	3	1	2	0	3
		Total (%)		33.3	66.7	0.00	100.0

California State University, Los Angeles

Snapshot Date: 11/01/2016

Job Group Analysis

Job Group: 12 - 201730 - Postsecondary Teachers (Geological Sciences)

			Total				
EEO Cat	Job Code	Job Title	EMP	MALE	FEMALE	WHITE	MIN
5	2481 - Geological Sciences	Dept Chair 12 Mo	1	0	1	0	1
5	2360 - Geological Sciences	Instr Fac AY	8	6	2	4	4
5	2358 - Geological Sciences	Lecturer AY	11	4	7	5	6
Total (#)			20	10	10	9	11
Total (%)				50.0	50.0	45.00	55.0

California State University, Los Angeles

Snapshot Date: 11/01/2016

Job Group Analysis

Job Group: 12 - 201735 - Postsecondary Teachers (History)

EEO

Total

Cat	Job Code	Job Title	EMP	MALE	FEMALE	WHITE	MIN
5	2481 - History	Dept Chair 12 Mo	1	1	0	1	0
5	2360 - History	Instr Fac AY	13	6	7	8	5
5	2358 - History	Lecturer AY	16	9	7	10	6
Total (#)			30	16	14	19	11
Total (%)				53.3	46.7	63.33	36.7

California State University, Los Angeles

Snapshot Date: 11/01/2016

Job Group Analysis

Job Group: 12 - 201740 - Postsecondary Teachers (Latin American Studies)

EEO

			Total				
EEO Cat	Job Code	Job Title	EMP	MALE	FEMALE	WHITE	MIN
5	2481 - Latin American Studies	Dept Chair 12 Mo	1	0	1	1	0
5	2360 - Latin American Studies	Instr Fac AY	1	1	0	0	1
5	2358 - Latin American Studies	Lecturer AY	3	2	1	1	2
Total (#)			5	3	2	2	3
Total (%)				60.0	40.0	40.00	60.0

California State University, Los Angeles

Snapshot Date: 11/01/2016

Job Group Analysis

Job Group: 12 - 201745 - Postsecondary Teachers (Mathematics)

			Total				
EEO Cat	Job Code	Job Title	EMP	MALE	FEMALE	WHITE	MIN
5	2481 - Mathematics	Dept Chair 12 Mo	1	1	0	1	0
5	2482 - Mathematics	Dept Chair AY	1	1	0	1	0
5	2360 - Mathematics	Instr Fac AY	10	5	5	6	4
5	2358 - Mathematics	Lecturer AY	66	35	31	21	45
Total (#)			78	42	36	29	49
Total (%)				53.8	46.2	37.18	62.8

California State University, Los Angeles

Snapshot Date: 11/01/2016

Job Group Analysis

Job Group: 12 - 201750 - Postsecondary Teachers (Pan African Studies)

			Total				
EEO Cat	Job Code	Job Title	EMP	MALE	FEMALE	WHITE	MIN
5	2481 - Pan African Studies	Dept Chair 12 Mo	1	0	1	0	1
5	2360 - Pan African Studies	Instr Fac AY	3	2	1	0	3
5	2358 - Pan African Studies	Lecturer AY	8	5	3	0	8
Total (#)			12	7	5	0	12
Total (%)				58.3	41.7	0.00	100.0

California State University, Los Angeles

Snapshot Date: 11/01/2016

Job Group Analysis

Job Group: 12 - 201755 - Postsecondary Teachers (Physics and Astronomy)

			Total				
EEO Cat	Job Code	Job Title	EMP	MALE	FEMALE	WHITE	MIN
5	2481 - Physics and Astronomy	Dept Chair 12 Mo	1	1	0	1	0
5	2360 - Physics and Astronomy	Instr Fac AY	7	6	1	4	3
5	2358 - Physics and Astronomy	Lecturer AY	18	15	3	9	9
5	2354 - Physics and Astronomy	Teaching Associate AY	2	2	0	2	0
Total (#)			28	24	4	16	12
Total (%)				85.7	14.3	57.14	42.9

California State University, Los Angeles

Snapshot Date: 11/01/2016

Job Group Analysis

Job Group: 12 - 201760 - Postsecondary Teachers (Political Science)

			Total				
EEO Cat	Job Code	Job Title	EMP	MALE	FEMALE	WHITE	MIN
5	2481 - Political Science	Dept Chair 12 Mo	1	1	0	1	0
5	2360 - Political Science	Instr Fac AY	8	4	4	3	5
5	2358 - Political Science	Lecturer AY	8	4	4	4	4
Total (#)			17	9	8	8	9
Total (%)				52.9	47.1	47.06	52.9

California State University, Los Angeles

Snapshot Date: 11/01/2016

Job Group Analysis

Job Group: 12 - 201765 - Postsecondary Teachers (Psychology)

EEO

Total

Cat	Job Code	Job Title	EMP	MALE	FEMALE	WHITE	MIN
5	2481 - Psychology	Dept Chair 12 Mo	1	1	0	0	1
5	2360 - Psychology	Instr Fac AY	16	7	9	10	6
5	2358 - Psychology	Lecturer AY	22	5	17	15	7
Total (#)			39	13	26	25	14
Total (%)				33.3	66.7	64.10	35.9

California State University, Los Angeles

Snapshot Date: 11/01/2016

Job Group Analysis

Job Group: 12 - 201770 - Postsecondary Teachers (Sociology)

			Total				
EEO Cat	Job Code	Job Title	EMP	MALE	FEMALE	WHITE	MIN
5	2481 - Sociology	Dept Chair 12 Mo	1	0	1	1	0
5	2360 - Sociology	Instr Fac AY	14	7	7	7	7
5	2358 - Sociology	Lecturer AY	24	15	9	16	8
Total (#)			39	22	17	24	15
Total (%)				56.4	43.6	61.54	38.5

California State University, Los Angeles

Snapshot Date: 11/01/2016

Job Group Analysis

Job Group: 12 - 201800 - Postsecondary Teachers (Extended Education)

			Total				
EEO Cat	Job Code	Job Title	EMP	MALE	FEMALE	WHITE	MIN
5	1350 - Extended Education	ELP Instructor	4	2	2	1	3
5	1360	ELP Substitute Instructor	1	0	1	1	0
5	1351 - Extended Education	Term ELP Instructor	8	3	5	4	4
Total (#)			13	5	8	6	7
Total (%)				38.5	61.5	46.15	53.8

California State University, Los Angeles

Snapshot Date: 11/01/2016

Job Group Analysis

Job Group: 14 - Service Occupations

			Total				
EEO Cat	Job Code	Job Title	EMP	MALE	FEMALE	WHITE	MIN
10	1800	Casual Worker	159	87	72	34	125
10	8365	Corporal	3	3	0	0	3
10	2010	Custodian	54	28	26	1	53
10	6223	Laborer	4	3	1	0	4
10	2015	Lead Custodian	9	3	6	0	9
10	6643	Lead Locksmith	1	1	0	1	0
10	6642	Locksmith	1	1	0	1	0
10	8810	Parking Officer 12 Mo	7	4	3	0	7
10	8800	Police Dispatcher 12 Mo	4	2	2	0	4
10	8350	Police Officer	6	5	1	1	5
10	8346	Police Officer Cadet-NonRep	2	1	1	0	2
10	1481	Reprographics Specialist II	3	3	0	1	2
10	1482	Reprographics Specialist III	1	1	0	0	1
10	1483	Reprographics Specialist IV	2	2	0	0	2
10	8354	Sergeant	5	4	1	0	5
10	1508	Warehouse Worker	9	8	1	2	7
Total (#)			270	156	114	41	229
Total (%)				57.8	42.2	15.19	84.8

California State University, Los Angeles

Snapshot Date: 11/01/2016

Job Group Analysis

Job Group: 2 - Community Service, Legal, Arts, and Media Occupations

			Total				
EEO Cat	Job Code	Job Title	EMP	MALE	FEMALE	WHITE	MIN
4	850	Broadcast Engineer 12 Mo	1	1	0	0	1
4	8820	Community Service Spec 12 Mo	5	5	0	0	5
4	820	Graphic Designer 12 Mo	5	2	3	0	5
4	9687	Head Resident II	3	1	2	2	1
4	810	Media Prod Spec 12 Mo	1	0	1	0	1
4	840	Performing Arts Tech 12 Mo	1	1	0	1	0
4	800	Pub Affairs/Comm Spec 12 Mo	7	1	6	1	6
Total (#)			23	11	12	4	19
Total (%)				47.8	52.2	17.39	82.6

California State University, Los Angeles

Snapshot Date: 11/01/2016

Job Group Analysis

Job Group: 3 - Computer, Engineering, and Science Occupations

			Total				
EEO Cat	Job Code	Job Title	EMP	MALE	FEMALE	WHITE	MIN
3	400	Analyst/Programmer 12 Mo	17	10	7	5	12
3	440	Equip Systems Specialist 12 Mo	5	4	1	1	4
3	420	Info Tech Consultant 12 Mo	45	35	10	9	36
3	430	Network Analyst 12 Mo	4	3	1	1	3
3	410	Operating Sys Analyst 12 Mo	10	9	1	1	9
3	450	Operations Specialist 12 Mo	3	2	1	2	1
3	5681	Research Technician II	2	1	1	0	2
3	5680	Research Technician III	2	1	1	1	1
Total (#)			88	65	23	20	68
Total (%)				73.9	26.1	22.73	77.3

California State University, Los Angeles

Snapshot Date: 11/01/2016

Job Group Analysis

Job Group: 4 - Graduate Assistants

			Total				
EEO Cat	Job Code	Job Title	EMP	MALE	FEMALE	WHITE	MIN
6	2355	Graduate Assistant	176	72	104	38	138
		Total (#)	176	72	104	38	138
		Total (%)		40.9	59.1	21.59	78.4

California State University, Los Angeles

Snapshot Date: 11/01/2016

Job Group Analysis

Job Group: 5 - Healthcare Practitioners and Technical Occupations

			Total				
EEO Cat	Job Code	Job Title	EMP	MALE	FEMALE	WHITE	MIN
9	8137	Clinical Assistant	1	1	0	0	1
9	8147	Health Educator	1	0	1	0	1
9	8134	Licensed Vocational Nurse I	1	0	1	0	1
9	8148	Medical Assistant	4	0	4	0	4
9	8166	Nurse Practitioner	1	0	1	0	1
9	7992	Pharmacist I	1	0	1	0	1
9	7993	Pharmacist II	1	1	0	0	1
9	7994	Pharmacy Technician	1	0	1	0	1
9	7922	Phlebotomist/Clinical Lab Asst	2	1	1	0	2
9	7737	Physician	4	4	0	1	3
9	8161	Physician Assistant	1	0	1	1	0
9	7996	Radiologic Technologist II	1	1	0	0	1
9	8154	Registered Nurse II	3	0	3	0	3
9	8157	Registered Nurse III	1	0	1	0	1
9	608	Veterinarian II	1	1	0	1	0
Total (#)			24	9	15	3	21
Total (%)				37.5	62.5	12.50	87.5

California State University, Los Angeles

Snapshot Date: 11/01/2016

Job Group Analysis

Job Group: 6 - Librarians, Curators, and Archivists

EEO

EEO Cat	Job Code	Job Title	Total				
			EMP	MALE	FEMALE	WHITE	MIN
7	2919 - University Library	Librarian 10 Mo	3	1	2	2	1
7	2920 - University Library	Librarian 12 Mo	8	4	4	4	4
Total (#)			11	5	6	6	5
Total (%)				45.5	54.5	54.55	45.5

California State University, Los Angeles

Snapshot Date: 11/01/2016

Job Group Analysis

Job Group: 7 - Management Occupations

			Total				
EEO Cat	Job Code	Job Title	EMP	MALE	FEMALE	WHITE	MIN
1	3318	Administrator I	29	16	13	10	19
1	3312	Administrator II	95	42	53	28	67
1	3306	Administrator III	45	26	19	20	25
1	3300	Administrator IV	22	8	14	14	8
1	2977	President	1	1	0	1	0
Total (#)			192	93	99	73	119
Total (%)				48.4	51.6	38.02	62.0

California State University, Los Angeles

Snapshot Date: 11/01/2016

Job Group Analysis

Job Group: 8 - Natural Resources, Construction, and Maintenance Occupations

			Total				
EEO Cat	Job Code	Job Title	EMP	MALE	FEMALE	WHITE	MIN
13	6699	Air Cond/Refrig Mechanic	5	5	0	0	5
13	6270	Auto/Equipment Mechanic	2	2	0	0	2
13	6702	Building Service Engineer	2	2	0	0	2
13	6476	Carpenter	3	3	0	2	1
13	6533	Electrician	3	3	0	1	2
13	6940	Facilities Maintenance Mech	8	8	0	0	8
13	6265	Facilities Project Supv	3	3	0	2	1
13	6250	Facilities Worker I	1	1	0	0	1
13	6251	Facilities Worker II	5	5	0	0	5
13	731	Groundswoker	10	10	0	1	9
13	735	Irrigation Specialist	2	2	0	0	2
13	6532	Lead Electrician	1	1	0	0	1
13	726	Lead Groundswoker	3	3	0	0	3
13	6525	Lead Painter	1	1	0	0	1
13	6548	Lead Plumber	1	1	0	0	1
13	6526	Painter	2	2	0	1	1
13	6549	Plumber	2	2	0	0	2
13	6700	Sprvsng Building Svc Engrn	1	1	0	1	0
13	6474	Sprvsng Carpenter	1	1	0	0	1
13	6534	Sprvsng Electrician	1	1	0	0	1
13	6524	Sprvsng Painter	1	1	0	0	1
13	6547	Sprvsng Plumber	1	1	0	0	1
Total (#)			59	59	0	8	51
Total (%)				100.0	0.0	13.56	86.4

California State University, Los Angeles

Snapshot Date: 11/01/2016

Job Group Analysis

Job Group: 9 - Office and Administrative Support Occupations

			Total				
EEO Cat	Job Code	Job Title	EMP	MALE	FEMALE	WHITE	MIN
12	1036	Admin Analyst/Spclst 10/12	1	0	1	0	1
12	1038	Admin Analyst/Spclst 12 Mo	80	16	64	8	72
12	1032	Admin Support Assistant 12 Mo	91	22	69	10	81
12	1035	Admin Support Coord 12 Mo	93	7	86	10	83
12	4794	Buyer III	3	1	2	2	1
12	4795	Buyer III Lead	1	1	0	0	1
12	4790	Buyer Trainee	1	0	1	0	1
12	1176	Cnfdntl Admin Support 12 Mo	4	1	3	0	4
12	1170	Cnfdntl Office Support 12 Mo	8	0	8	1	7
12	1142	Medical Secretary	1	0	1	0	1
12	1101	Payroll Technician II	3	0	3	1	2
12	1549	Property Clerk II	1	0	1	0	1
Total (#)			287	48	239	32	255
Total (%)				16.7	83.3	11.15	88.9

California State University, Los Angeles

Snapshot Date: 11/01/2016

Job Group Analysis Summary

Job Group	Total										
	EMP	M	F	MIN	W	AA	H	A	NA	PI	2+
1 - Business and Financial Operations Occupations	46	5	41	42	4	4	17	21	0	0	0
10 - Student and Academic Affairs and Other Education Service	196	72	124	159	37	19	100	36	2	0	2
11 - Production, Transportation, and Material Moving Occupatic	3	3	0	2	1	0	2	0	0	0	0
12 - 102400 - Postsecondary Teachers (Athletics Department)	22	13	9	12	10	4	6	0	1	0	1
12 - 200120 - Postsecondary Teachers (Honors College)	4	2	2	1	3	0	1	0	0	0	0
12 - 200410 - Postsecondary Teachers (Academic Advisement	2	0	2	2	0	0	1	1	0	0	0
12 - 200425 - Postsecondary Teachers (University Writing Cent	5	3	2	3	2	0	2	1	0	0	0
12 - 200505 - Postsecondary Teachers (Cal State Teach)	33	9	24	15	18	8	4	2	0	0	1
12 - 201000 - Postsecondary Teachers (Arts & Letters)	2	1	1	1	1	1	0	0	0	0	0
12 - 201010 - Postsecondary Teachers (Art)	33	14	19	12	21	1	4	6	0	1	0
12 - 201015 - Postsecondary Teachers (Communication Studie	56	26	30	33	23	3	20	8	1	0	1
12 - 201020 - Postsecondary Teachers (English)	82	40	42	36	46	2	17	13	0	0	4
12 - 201025 - Postsecondary Teachers (Liberal Studies)	13	5	8	8	5	0	4	3	0	0	1
12 - 201030 - Postsecondary Teachers (Modern Languages & I	23	7	16	19	4	0	8	11	0	0	0
12 - 201035 - Postsecondary Teachers (Music)	60	36	24	17	43	2	10	4	1	0	0
12 - 201040 - Postsecondary Teachers (Philosophy)	18	15	3	6	12	0	2	3	0	0	1
12 - 201055 - Postsecondary Teachers (TVFM)	40	28	12	18	22	4	10	2	1	0	1
12 - 201200 - Postsecondary Teachers (Business and Economi	14	5	9	8	6	1	3	2	1	0	1
12 - 201205 - Postsecondary Teachers (Accounting Departmen	32	19	13	19	13	4	1	13	0	0	1
12 - 201210 - Postsecondary Teachers (Information Systems)	23	17	6	15	8	1	1	12	0	0	1
12 - 201215 - Postsecondary Teachers (Economics & Statistics	24	16	8	13	11	1	2	10	0	0	0
12 - 201220 - Postsecondary Teachers (Finance and Law)	22	15	7	15	7	0	0	15	0	0	0
12 - 201225 - Postsecondary Teachers (Management)	40	29	11	22	18	7	5	10	0	0	0

California State University, Los Angeles

Snapshot Date: 11/01/2016

Job Group Analysis Summary

Job Group	Total										
	EMP	M	F	MIN	W	AA	H	A	NA	PI	2+
12 - 201230 - Postsecondary Teachers (Marketing)	13	4	9	10	3	2	1	6	0	0	1
12 - 201400 - Postsecondary Teachers (Charter College of Ed)	1	0	1	0	1	0	0	0	0	0	0
12 - 201402 - Postsecondary Teachers (EdD in Educational Le)	3	0	3	3	0	1	1	1	0	0	0
12 - 201410 - Postsecondary Teachers (Curriculum & Instructio	31	14	17	19	12	5	6	7	1	0	0
12 - 201415 - Postsecondary Teachers (AASE)	37	14	23	20	17	2	6	12	0	0	0
12 - 201420 - Postsecondary Teachers (Special Education & Cr	77	20	57	33	44	1	17	15	0	0	0
12 - 201500 - Postsecondary Teachers (Engr Comp Sci & Tech	4	4	0	1	3	1	0	0	0	0	0
12 - 201505 - Postsecondary Teachers (Civil Engineering)	33	27	6	22	11	3	5	14	0	0	0
12 - 201510 - Postsecondary Teachers (Computer Science)	25	20	5	16	9	0	2	13	0	0	1
12 - 201515 - Postsecondary Teachers (Electrical & Computer I	31	20	11	15	16	0	1	14	0	0	0
12 - 201520 - Postsecondary Teachers (Mechanical Engineer)	26	24	2	13	13	0	3	10	0	0	0
12 - 201525 - Postsecondary Teachers (Technology)	20	17	3	11	9	0	6	5	0	0	0
12 - 201600 - Postsecondary Teachers (Health & Human Servic	5	0	5	5	0	1	4	0	0	0	0
12 - 201605 - Postsecondary Teachers (Child & Family Studies	32	5	27	22	10	0	17	4	1	0	0
12 - 201610 - Postsecondary Teachers (Communication Disord	30	12	18	7	23	1	3	2	0	0	1
12 - 201615 - Postsecondary Teachers (Criminal Justice)	23	13	10	11	12	4	5	2	0	0	0
12 - 201620 - Postsecondary Teachers (Public Health)	22	4	18	14	8	6	4	4	0	0	0
12 - 201625 - Postsecondary Teachers (Kinesiology & Nutritnl S	84	37	47	43	41	2	22	17	2	0	0
12 - 201630 - Postsecondary Teachers (Nursing)	62	9	53	32	30	6	11	13	1	0	1
12 - 201635 - Postsecondary Teachers (Social Work)	48	12	36	33	15	11	13	9	0	0	0
12 - 201640 - Postsecondary Teachers (HHS Advisement & Ou	5	3	2	3	2	3	0	0	0	0	0
12 - 201650 - Postsecondary Teachers (Applied Gerontology In	1	0	1	1	0	0	1	0	0	0	0
12 - 201700 - Postsecondary Teachers (Natural & Social Scienc	49	21	28	30	19	3	15	11	0	0	1

California State University, Los Angeles

Snapshot Date: 11/01/2016

Job Group Analysis Summary

Job Group	Total										
	EMP	M	F	MIN	W	AA	H	A	NA	PI	2+
12 - 201705 - Postsecondary Teachers (Anthropology)	22	5	17	7	15	0	2	3	0	0	2
12 - 201707 - Postsecondary Teachers (Asian American Studie	2	1	1	2	0	0	0	2	0	0	0
12 - 201710 - Postsecondary Teachers (Biology and Microbiolo	48	29	19	25	23	0	11	14	0	0	0
12 - 201715 - Postsecondary Teachers (Chemistry & Biochemis	39	24	15	22	17	1	5	15	0	0	1
12 - 201720 - Postsecondary Teachers (Chicano Studies)	31	15	16	30	1	1	29	0	0	0	0
12 - 201725 - Postsecondary Teachers (Geography & Urban Ar	3	1	2	3	0	0	0	2	0	0	1
12 - 201730 - Postsecondary Teachers (Geological Sciences)	20	10	10	11	9	0	5	6	0	0	0
12 - 201735 - Postsecondary Teachers (History)	30	16	14	11	19	1	8	2	0	0	0
12 - 201740 - Postsecondary Teachers (Latin American Studies	5	3	2	3	2	0	3	0	0	0	0
12 - 201745 - Postsecondary Teachers (Mathematics)	78	42	36	49	29	3	11	35	0	0	0
12 - 201750 - Postsecondary Teachers (Pan African Studies)	12	7	5	12	0	12	0	0	0	0	0
12 - 201755 - Postsecondary Teachers (Physics and Astronom	28	24	4	12	16	0	3	8	0	0	1
12 - 201760 - Postsecondary Teachers (Political Science)	17	9	8	9	8	1	3	5	0	0	0
12 - 201765 - Postsecondary Teachers (Psychology)	39	13	26	14	25	1	5	8	0	0	0
12 - 201770 - Postsecondary Teachers (Sociology)	39	22	17	15	24	3	8	4	0	0	0
12 - 201800 - Postsecondary Teachers (Extended Education)	13	5	8	7	6	1	1	5	0	0	0
14 - Service Occupations	270	156	114	229	41	39	166	17	4	1	2
2 - Community Service, Legal, Arts, and Media Occupations	23	11	12	19	4	3	8	7	1	0	0
3 - Computer, Engineering, and Science Occupations	88	65	23	68	20	4	15	48	0	0	1
4 - Graduate Assistants	176	72	104	138	38	9	78	49	0	0	2
5 - Healthcare Practitioners and Technical Occupations	24	9	15	21	3	3	7	11	0	0	0
6 - Librarians, Curators, and Archivists	11	5	6	5	6	0	1	4	0	0	0
7 - Management Occupations	192	93	99	119	73	23	45	46	1	0	4

California State University, Los Angeles

Snapshot Date: 11/01/2016

Job Group Analysis Summary

Job Group	Total										
	EMP	M	F	MIN	W	AA	H	A	NA	PI	2+
8 - Natural Resources, Construction, and Maintenance Occupat	59	59	0	51	8	4	44	3	0	0	0
9 - Office and Administrative Support Occupations	287	48	239	255	32	19	177	57	0	1	1
Total (#)	3,011	1,404	1,607	1,979	1,032	242	998	683	18	3	35
Total (%)		46.6	53.4	65.7	34.3	8.0	33.1	22.7	0.6	0.1	1.2

California State University, Los Angeles

Snapshot Date: 11/01/2016

ZIP Code Analysis

Data Used: Employee

Included Areas:

County/County Set	Count	Weight	Cut-Off Weight
Los Angeles, California	2,595	86.33	100.00
Total:	2,595	86.33	100.00

Excluded Areas:

County/County Set	Count	Weight	Cut-Off Weight
Orange, California	125	4.16	0.00
San Bernardino, California	113	3.76	0.00
New York (county), New York	59	1.96	0.00
Riverside, California	41	1.36	0.00
Ventura, California	35	1.16	0.00
San Diego, California	14	0.47	0.00
Fresno, California	3	0.10	0.00
El Dorado, California	2	0.07	0.00
Monterey, California	2	0.07	0.00
Alameda, California	2	0.07	0.00
Santa Barbara, California	2	0.07	0.00
Oklahoma (county), Oklahoma	1	0.03	0.00
Shelby, Tennessee	1	0.03	0.00
San Francisco, California	1	0.03	0.00
Bexar+Wilson, Texas	1	0.03	0.00
Lubbock, Texas	1	0.03	0.00
Santa Cruz, California	1	0.03	0.00
Marin, California	1	0.03	0.00
Sacramento, California	1	0.03	0.00
District of Columbia, District of Columbia	1	0.03	0.00

California State University, Los Angeles

Snapshot Date: 11/01/2016

ZIP Code Analysis

Data Used: Employee

Excluded Areas:

County/County Set	Count	Weight	Cut-Off Weight
San Luis Obispo, California	1	0.03	0.00
Kern, California	1	0.03	0.00
Contra Costa, California	1	0.03	0.00
King, Washington	1	0.03	0.00
Total:	411	13.67	0.00
Included and Excluded Total:	3,006	100.00	100.00

California State University, Los Angeles

Snapshot Date: 11/01/2016

Availability Analysis

Job Group: 1 - Business and Financial Operations Occupations

FACTOR	Raw (%)		FACTOR WEIGHT	Weighted (%)		SOURCE
	FEMALE	MINORITY		FEMALE	MINORITY	
<u>External Factors</u>						
Local	76.0	61.9	70.00	53.2	43.3	Employee: Los Angeles, California - 100.00 %
Reasonable	81.5	25.7	10.00	8.1	2.6	National
<u>Internal Factors</u>						
Feeders	88.5	91.1	20.00	17.7	18.2	Feeders
Final Availability (%)			100.00	79.0	64.1	

California State University, Los Angeles

Snapshot Date: 11/01/2016

Availability Analysis

Job Group: 10 - Student and Academic Affairs and Other Education Services Occupations

FACTOR	Raw (%)		FACTOR WEIGHT	Weighted (%)		SOURCE
	FEMALE	MINORITY		FEMALE	MINORITY	
<u>External Factors</u>						
Local	56.6	61.8	50.00	28.3	30.9	Employee: Los Angeles, California - 100.00 %
Reasonable	58.3	30.9	20.00	11.7	6.2	National
<u>Internal Factors</u>						
Feeders	67.2	83.8	30.00	20.1	25.1	Feeders
Final Availability (%)			100.00	60.1	62.2	

California State University, Los Angeles

Snapshot Date: 11/01/2016

Availability Analysis

Job Group: 11 - Production, Transportation, and Material Moving Occupations

FACTOR	Raw (%)		FACTOR WEIGHT	Weighted (%)		SOURCE
	FEMALE	MINORITY		FEMALE	MINORITY	
<u>External Factors</u>						
Local	10.1	84.9	70.00	7.1	59.4	Employee: Los Angeles, California - 100.00 %
Reasonable	11.9	31.0	10.00	1.2	3.1	National
<u>Internal Factors</u>						
Feeders	0.0	66.7	20.00	0.0	13.3	Feeders
Final Availability (%)			100.00	8.2	75.9	

California State University, Los Angeles

Snapshot Date: 11/01/2016

Availability Analysis

Job Group: 12 - 102400 - Postsecondary Teachers (Athletics Department)

FACTOR	Raw (%)		FACTOR WEIGHT	Weighted (%)		SOURCE
	FEMALE	MINORITY		FEMALE	MINORITY	
External Factors						
FIELDS NOT ELSEWHERE CL	56.8	26.8	100.00	56.8	26.8	FIELDS NOT ELSEWHERE CLASSIFIED - 100%
Final Availability (%)			100.00	56.8	26.8	

California State University, Los Angeles

Snapshot Date: 11/01/2016

Availability Analysis

Job Group: 12 - 200120 - Postsecondary Teachers (Honors College)

FACTOR	Raw (%)		FACTOR WEIGHT	Weighted (%)		SOURCE
	FEMALE	MINORITY		FEMALE	MINORITY	
External Factors						
FIELDS NOT ELSEWHERE CL	56.8	26.8	100.00	56.8	26.8	FIELDS NOT ELSEWHERE CLASSIFIED - 100%
Final Availability (%)			100.00	56.8	26.8	

California State University, Los Angeles

Snapshot Date: 11/01/2016

Availability Analysis

Job Group: 12 - 200410 - Postsecondary Teachers (Academic Advisement Center)

FACTOR	Raw (%)		FACTOR WEIGHT	Weighted (%)		SOURCE
	FEMALE	MINORITY		FEMALE	MINORITY	
<u>External Factors</u>						
EDUCATION ADMINISTRATION	61.4	32.3	100.00	61.4	32.3	EDUCATION ADMINISTRATION - 100%
Final Availability (%)			100.00	61.4	32.3	

California State University, Los Angeles

Snapshot Date: 11/01/2016

Availability Analysis

Job Group: 12 - 200425 - Postsecondary Teachers (University Writing Center)

FACTOR	Raw (%)		FACTOR WEIGHT	Weighted (%)		SOURCE
	FEMALE	MINORITY		FEMALE	MINORITY	
<u>External Factors</u>						
LETTERS	59.4	15.6	100.00	59.4	15.6	LETTERS - 100%
	Final Availability (%)		100.00	59.4	15.6	

California State University, Los Angeles

Snapshot Date: 11/01/2016

Availability Analysis

Job Group: 12 - 200505 - Postsecondary Teachers (Cal State Teach)

FACTOR	Raw (%)		FACTOR WEIGHT	Weighted (%)		SOURCE
	FEMALE	MINORITY		FEMALE	MINORITY	
External Factors						
TEACHER EDUCATION	75.8	23.4	100.00	75.8	23.4	TEACHER EDUCATION - 100%
Final Availability (%)			100.00	75.8	23.4	

California State University, Los Angeles

Snapshot Date: 11/01/2016

Availability Analysis

Job Group: 12 - 201000 - Postsecondary Teachers (Arts & Letters)

FACTOR	Raw (%)		FACTOR WEIGHT	Weighted (%)		SOURCE
	FEMALE	MINORITY		FEMALE	MINORITY	
External Factors						
(201000) LETTERS/OTHER HU	49.0	16.8	100.00	49.0	16.8	LETTERS - 50%, OTHER HUMANITIES - 50%
	Final Availability (%)		100.00	49.0	16.8	

California State University, Los Angeles

Snapshot Date: 11/01/2016

Availability Analysis

Job Group: 12 - 201010 - Postsecondary Teachers (Art)

FACTOR	Raw (%)		FACTOR WEIGHT	Weighted (%)		SOURCE
	FEMALE	MINORITY		FEMALE	MINORITY	
External Factors						
OTHER HUMANITIES	45.5	18.0	100.00	45.5	18.0	OTHER HUMANITIES - 100%
Final Availability (%)			100.00	45.5	18.0	

California State University, Los Angeles

Snapshot Date: 11/01/2016

Availability Analysis

Job Group: 12 - 201015 - Postsecondary Teachers (Communication Studies)

FACTOR	Raw (%)		FACTOR WEIGHT	Weighted (%)		SOURCE
	FEMALE	MINORITY		FEMALE	MINORITY	
<u>External Factors</u>						
COMMUNICATIONS	60.4	20.6	100.00	60.4	20.6	COMMUNICATIONS - 100%
	Final Availability (%)		100.00	60.4	20.6	

California State University, Los Angeles

Snapshot Date: 11/01/2016

Availability Analysis

Job Group: 12 - 201020 - Postsecondary Teachers (English)

FACTOR	Raw (%)		FACTOR WEIGHT	Weighted (%)		SOURCE
	FEMALE	MINORITY		FEMALE	MINORITY	
<u>External Factors</u>						
LETTERS	59.4	15.6	100.00	59.4	15.6	LETTERS - 100%
	Final Availability (%)		100.00	59.4	15.6	

California State University, Los Angeles

Snapshot Date: 11/01/2016

Availability Analysis

Job Group: 12 - 201025 - Postsecondary Teachers (Liberal Studies)

FACTOR	Raw (%)		FACTOR WEIGHT	Weighted (%)		SOURCE
	FEMALE	MINORITY		FEMALE	MINORITY	
External Factors						
SOCIAL SCIENCES	49.0	24.5	100.00	49.0	24.5	SOCIAL SCIENCES - 100%
Final Availability (%)			100.00	49.0	24.5	

California State University, Los Angeles

Snapshot Date: 11/01/2016

Availability Analysis

Job Group: 12 - 201030 - Postsecondary Teachers (Modern Languages & Literatre)

FACTOR	Raw (%)		FACTOR WEIGHT	Weighted (%)		SOURCE
	FEMALE	MINORITY		FEMALE	MINORITY	
External Factors						
(201030) LETTERS/FOREIGN L	61.2	22.4	100.00	61.2	22.4	LETTERS - 50%, FOREIGN LANGUAGES & LITERATURE - 50%
	Final Availability (%)		100.00	61.2	22.4	

California State University, Los Angeles

Snapshot Date: 11/01/2016

Availability Analysis

Job Group: 12 - 201035 - Postsecondary Teachers (Music)

FACTOR	Raw (%)		FACTOR WEIGHT	Weighted (%)		SOURCE
	FEMALE	MINORITY		FEMALE	MINORITY	
External Factors						
OTHER HUMANITIES	45.5	18.0	100.00	45.5	18.0	OTHER HUMANITIES - 100%
Final Availability (%)			100.00	45.5	18.0	

California State University, Los Angeles

Snapshot Date: 11/01/2016

Availability Analysis

Job Group: 12 - 201040 - Postsecondary Teachers (Philosophy)

FACTOR	Raw (%)		FACTOR WEIGHT	Weighted (%)		SOURCE
	FEMALE	MINORITY		FEMALE	MINORITY	
External Factors						
OTHER HUMANITIES	45.5	18.0	100.00	45.5	18.0	OTHER HUMANITIES - 100%
Final Availability (%)			100.00	45.5	18.0	

California State University, Los Angeles

Snapshot Date: 11/01/2016

Availability Analysis

Job Group: 12 - 201055 - Postsecondary Teachers (TVFM)

FACTOR	Raw (%)		FACTOR WEIGHT	Weighted (%)		SOURCE
	FEMALE	MINORITY		FEMALE	MINORITY	
External Factors						
(201055) COMMUNICATIONS/O	55.1	18.1	100.00	55.1	18.1	COMMUNICATIONS - 33.4%, OTHER HUMANITIES - 33.3%, LETTERS - 33.3%
	Final Availability (%)		100.00	55.1	18.1	

California State University, Los Angeles

Snapshot Date: 11/01/2016

Availability Analysis

Job Group: 12 - 201200 - Postsecondary Teachers (Business and Economics)

FACTOR	Raw (%)		FACTOR WEIGHT	Weighted (%)		SOURCE
	FEMALE	MINORITY		FEMALE	MINORITY	
<u>External Factors</u>						
OTHER FIELDS	56.8	26.8	100.00	56.8	26.8	OTHER FIELDS - 100%
	Final Availability (%)		100.00	56.8	26.8	

California State University, Los Angeles

Snapshot Date: 11/01/2016

Availability Analysis

Job Group: 12 - 201205 - Postsecondary Teachers (Accounting Department)

FACTOR	Raw (%)		FACTOR WEIGHT	Weighted (%)		SOURCE
	FEMALE	MINORITY		FEMALE	MINORITY	
<u>External Factors</u>						
OTHER FIELDS	56.8	26.8	100.00	56.8	26.8	OTHER FIELDS - 100%
	Final Availability (%)		100.00	56.8	26.8	

California State University, Los Angeles

Snapshot Date: 11/01/2016

Availability Analysis

Job Group: 12 - 201210 - Postsecondary Teachers (Information Systems)

FACTOR	Raw (%)		FACTOR WEIGHT	Weighted (%)		SOURCE
	FEMALE	MINORITY		FEMALE	MINORITY	
<u>External Factors</u>						
COMPUTER & INFORMATION	20.4	27.1	100.00	20.4	27.1	COMPUTER & INFORMATION SCIENCES - 100%
Final Availability (%)			100.00	20.4	27.1	

California State University, Los Angeles

Snapshot Date: 11/01/2016

Availability Analysis

Job Group: 12 - 201215 - Postsecondary Teachers (Economics & Statistics)

FACTOR	Raw (%)		FACTOR WEIGHT	Weighted (%)		SOURCE
	FEMALE	MINORITY		FEMALE	MINORITY	
External Factors						
SOCIAL SCIENCES	49.0	24.5	100.00	49.0	24.5	SOCIAL SCIENCES - 100%
	Final Availability (%)		100.00	49.0	24.5	

California State University, Los Angeles

Snapshot Date: 11/01/2016

Availability Analysis

Job Group: 12 - 201220 - Postsecondary Teachers (Finance and Law)

FACTOR	Raw (%)		FACTOR WEIGHT	Weighted (%)		SOURCE
	FEMALE	MINORITY		FEMALE	MINORITY	
External Factors						
BUSINESS MGMT/ADMIN SER	40.5	30.2	100.00	40.5	30.2	BUSINESS MGMT/ADMIN SERV., GENERAL - 100%
Final Availability (%)			100.00	40.5	30.2	

California State University, Los Angeles

Snapshot Date: 11/01/2016

Availability Analysis

Job Group: 12 - 201225 - Postsecondary Teachers (Management)

FACTOR	Raw (%)		FACTOR WEIGHT	Weighted (%)		SOURCE
	FEMALE	MINORITY		FEMALE	MINORITY	
External Factors						
OTHER FIELDS	56.8	26.8	100.00	56.8	26.8	OTHER FIELDS - 100%
	Final Availability (%)		100.00	56.8	26.8	

California State University, Los Angeles

Snapshot Date: 11/01/2016

Availability Analysis

Job Group: 12 - 201230 - Postsecondary Teachers (Marketing)

FACTOR	Raw (%)		FACTOR WEIGHT	Weighted (%)		SOURCE
	FEMALE	MINORITY		FEMALE	MINORITY	
<u>External Factors</u>						
OTHER FIELDS	56.8	26.8	100.00	56.8	26.8	OTHER FIELDS - 100%
	Final Availability (%)		100.00	56.8	26.8	

California State University, Los Angeles

Snapshot Date: 11/01/2016

Availability Analysis

Job Group: 12 - 201400 - Postsecondary Teachers (Charter College of Ed)

FACTOR	Raw (%)		FACTOR WEIGHT	Weighted (%)		SOURCE
	FEMALE	MINORITY		FEMALE	MINORITY	
External Factors						
EDUCATION RESEARCH	70.5	26.7	100.00	70.5	26.7	EDUCATION RESEARCH - 100%
Final Availability (%)			100.00	70.5	26.7	

California State University, Los Angeles

Snapshot Date: 11/01/2016

Availability Analysis

Job Group: 12 - 201402 - Postsecondary Teachers (EdD in Educational Leadership)

FACTOR	Raw (%)		FACTOR WEIGHT	Weighted (%)		SOURCE
	FEMALE	MINORITY		FEMALE	MINORITY	
External Factors						
(201402/201415) EDUCATION R	66.0	29.5	100.00	66.0	29.5	EDUCATION RESEARCH - 50%, EDUCATION ADMINISTRATION - 50%
	Final Availability (%)		100.00	66.0	29.5	

California State University, Los Angeles

Snapshot Date: 11/01/2016

Availability Analysis

Job Group: 12 - 201410 - Postsecondary Teachers (Curriculum & Instruction)

FACTOR	Raw (%)		FACTOR WEIGHT	Weighted (%)		SOURCE
	FEMALE	MINORITY		FEMALE	MINORITY	
<u>External Factors</u>						
EDUCATION RESEARCH	70.5	26.7	100.00	70.5	26.7	EDUCATION RESEARCH - 100%
Final Availability (%)			100.00	70.5	26.7	

California State University, Los Angeles

Snapshot Date: 11/01/2016

Availability Analysis

Job Group: 12 - 201415 - Postsecondary Teachers (AASE)

FACTOR	Raw (%)		FACTOR WEIGHT	Weighted (%)		SOURCE
	FEMALE	MINORITY		FEMALE	MINORITY	
External Factors						
(201402/201415) EDUCATION R	66.0	29.5	100.00	66.0	29.5	EDUCATION RESEARCH - 50%, EDUCATION ADMINISTRATION - 50%
	Final Availability (%)		100.00	66.0	29.5	

California State University, Los Angeles

Snapshot Date: 11/01/2016

Availability Analysis

Job Group: 12 - 201420 - Postsecondary Teachers (Special Education & Counseling)

FACTOR	Raw (%)		FACTOR WEIGHT	Weighted (%)		SOURCE
	FEMALE	MINORITY		FEMALE	MINORITY	
External Factors						
EDUCATION RESEARCH	70.5	26.7	100.00	70.5	26.7	EDUCATION RESEARCH - 100%
Final Availability (%)			100.00	70.5	26.7	

California State University, Los Angeles

Snapshot Date: 11/01/2016

Availability Analysis

Job Group: 12 - 201500 - Postsecondary Teachers (Engr Comp Sci & Tech)

FACTOR	Raw (%)		FACTOR WEIGHT	Weighted (%)		SOURCE
	FEMALE	MINORITY		FEMALE	MINORITY	
External Factors						
ELECTRICAL & RELATED ENG	16.3	36.0	100.00	16.3	36.0	ELECTRICAL & RELATED ENGINEERING - 100%
Final Availability (%)			100.00	16.3	36.0	

California State University, Los Angeles

Snapshot Date: 11/01/2016

Availability Analysis

Job Group: 12 - 201505 - Postsecondary Teachers (Civil Engineering)

FACTOR	Raw (%)		FACTOR WEIGHT	Weighted (%)		SOURCE
	FEMALE	MINORITY		FEMALE	MINORITY	
External Factors						
CIVIL & RELATED ENGINEERI	23.1	24.6	100.00	23.1	24.6	CIVIL & RELATED ENGINEERING - 100%
Final Availability (%)			100.00	23.1	24.6	

California State University, Los Angeles

Snapshot Date: 11/01/2016

Availability Analysis

Job Group: 12 - 201510 - Postsecondary Teachers (Computer Science)

FACTOR	Raw (%)		FACTOR WEIGHT	Weighted (%)		SOURCE
	FEMALE	MINORITY		FEMALE	MINORITY	
External Factors						
COMPUTER & INFORMATION	20.4	27.1	100.00	20.4	27.1	COMPUTER & INFORMATION SCIENCES - 100%
Final Availability (%)			100.00	20.4	27.1	

California State University, Los Angeles

Snapshot Date: 11/01/2016

Availability Analysis

Job Group: 12 - 201515 - Postsecondary Teachers (Electrical & Computer Engr)

FACTOR	Raw (%)		FACTOR WEIGHT	Weighted (%)		SOURCE
	FEMALE	MINORITY		FEMALE	MINORITY	
<u>External Factors</u>						
ELECTRICAL & RELATED ENG	16.3	36.0	100.00	16.3	36.0	ELECTRICAL & RELATED ENGINEERING - 100%
Final Availability (%)			100.00	16.3	36.0	

California State University, Los Angeles

Snapshot Date: 11/01/2016

Availability Analysis

Job Group: 12 - 201520 - Postsecondary Teachers (Mechanical Engineer)

FACTOR	Raw (%)		FACTOR WEIGHT	Weighted (%)		SOURCE
	FEMALE	MINORITY		FEMALE	MINORITY	
External Factors						
MECHANICAL & RELATED EN	14.3	22.7	100.00	14.3	22.7	MECHANICAL & RELATED ENGINEERING - 100%
Final Availability (%)			100.00	14.3	22.7	

California State University, Los Angeles

Snapshot Date: 11/01/2016

Availability Analysis

Job Group: 12 - 201525 - Postsecondary Teachers (Technology)

FACTOR	Raw (%)		FACTOR WEIGHT	Weighted (%)		SOURCE
	FEMALE	MINORITY		FEMALE	MINORITY	
<u>External Factors</u>						
COMPUTER & INFORMATION	20.4	27.1	100.00	20.4	27.1	COMPUTER & INFORMATION SCIENCES - 100%
Final Availability (%)			100.00	20.4	27.1	

California State University, Los Angeles

Snapshot Date: 11/01/2016

Availability Analysis

Job Group: 12 - 201600 - Postsecondary Teachers (Health & Human Services)

FACTOR	Raw (%)		FACTOR WEIGHT	Weighted (%)		SOURCE
	FEMALE	MINORITY		FEMALE	MINORITY	
External Factors						
FIELDS NOT ELSEWHERE CL	56.8	26.8	100.00	56.8	26.8	FIELDS NOT ELSEWHERE CLASSIFIED - 100%
Final Availability (%)			100.00	56.8	26.8	

California State University, Los Angeles

Snapshot Date: 11/01/2016

Availability Analysis

Job Group: 12 - 201605 - Postsecondary Teachers (Child & Family Studies)

FACTOR	Raw (%)		FACTOR WEIGHT	Weighted (%)		SOURCE
	FEMALE	MINORITY		FEMALE	MINORITY	
External Factors						
SOCIAL SCIENCES & PSYCH	58.8	23.7	100.00	58.8	23.7	SOCIAL SCIENCES & PSYCHOLOGY - 100%
Final Availability (%)			100.00	58.8	23.7	

California State University, Los Angeles

Snapshot Date: 11/01/2016

Availability Analysis

Job Group: 12 - 201610 - Postsecondary Teachers (Communication Disorders)

FACTOR	Raw (%)		FACTOR WEIGHT	Weighted (%)		SOURCE
	FEMALE	MINORITY		FEMALE	MINORITY	
<u>External Factors</u>						
COMMUNICATIONS	60.4	20.6	100.00	60.4	20.6	COMMUNICATIONS - 100%
	Final Availability (%)		100.00	60.4	20.6	

California State University, Los Angeles

Snapshot Date: 11/01/2016

Availability Analysis

Job Group: 12 - 201615 - Postsecondary Teachers (Criminal Justice)

FACTOR	Raw (%)		FACTOR WEIGHT	Weighted (%)		SOURCE
	FEMALE	MINORITY		FEMALE	MINORITY	
External Factors						
FIELDS NOT ELSEWHERE CL	56.8	26.8	100.00	56.8	26.8	FIELDS NOT ELSEWHERE CLASSIFIED - 100%
Final Availability (%)			100.00	56.8	26.8	

California State University, Los Angeles

Snapshot Date: 11/01/2016

Availability Analysis

Job Group: 12 - 201620 - Postsecondary Teachers (Public Health)

FACTOR	Raw (%)		FACTOR WEIGHT	Weighted (%)		SOURCE
	FEMALE	MINORITY		FEMALE	MINORITY	
<u>External Factors</u>						
HEALTH SCIENCES	69.5	27.0	100.00	69.5	27.0	HEALTH SCIENCES - 100%
	Final Availability (%)		100.00	69.5	27.0	

California State University, Los Angeles

Snapshot Date: 11/01/2016

Availability Analysis

Job Group: 12 - 201625 - Postsecondary Teachers (Kinesiology & Nutritnl Science)

FACTOR	Raw (%)		FACTOR WEIGHT	Weighted (%)		SOURCE
	FEMALE	MINORITY		FEMALE	MINORITY	
<u>External Factors</u>						
HEALTH SCIENCES	69.5	27.0	100.00	69.5	27.0	HEALTH SCIENCES - 100%
	Final Availability (%)		100.00	69.5	27.0	

California State University, Los Angeles

Snapshot Date: 11/01/2016

Availability Analysis

Job Group: 12 - 201630 - Postsecondary Teachers (Nursing)

FACTOR	Raw (%)		FACTOR WEIGHT	Weighted (%)		SOURCE
	FEMALE	MINORITY		FEMALE	MINORITY	
<u>External Factors</u>						
HEALTH SCIENCES	69.5	27.0	100.00	69.5	27.0	HEALTH SCIENCES - 100%
	Final Availability (%)		100.00	69.5	27.0	

California State University, Los Angeles

Snapshot Date: 11/01/2016

Availability Analysis

Job Group: 12 - 201635 - Postsecondary Teachers (Social Work)

FACTOR	Raw (%)		FACTOR WEIGHT	Weighted (%)		SOURCE
	FEMALE	MINORITY		FEMALE	MINORITY	
<u>External Factors</u>						
FIELDS NOT ELSEWHERE CL	56.8	26.8	100.00	56.8	26.8	FIELDS NOT ELSEWHERE CLASSIFIED - 100%
Final Availability (%)			100.00	56.8	26.8	

California State University, Los Angeles

Snapshot Date: 11/01/2016

Availability Analysis

Job Group: 12 - 201640 - Postsecondary Teachers (HHS Advisement & Outreach Ctr)

FACTOR	Raw (%)		FACTOR WEIGHT	Weighted (%)		SOURCE
	FEMALE	MINORITY		FEMALE	MINORITY	
<u>External Factors</u>						
HEALTH SCIENCES	69.5	27.0	100.00	69.5	27.0	HEALTH SCIENCES - 100%
	Final Availability (%)		100.00	69.5	27.0	

California State University, Los Angeles

Snapshot Date: 11/01/2016

Availability Analysis

Job Group: 12 - 201650 - Postsecondary Teachers (Applied Gerontology Institute)

FACTOR	Raw (%)		FACTOR WEIGHT	Weighted (%)		SOURCE
	FEMALE	MINORITY		FEMALE	MINORITY	
<u>External Factors</u>						
HEALTH SCIENCES	69.5	27.0	100.00	69.5	27.0	HEALTH SCIENCES - 100%
	Final Availability (%)		100.00	69.5	27.0	

California State University, Los Angeles

Snapshot Date: 11/01/2016

Availability Analysis

Job Group: 12 - 201700 - Postsecondary Teachers (Natural & Social Sciences)

FACTOR	Raw (%)		FACTOR WEIGHT	Weighted (%)		SOURCE
	FEMALE	MINORITY		FEMALE	MINORITY	
External Factors						
(201700) PHYSICAL SCIENCE	39.0	22.4	100.00	39.0	22.4	PHYSICAL SCIENCES - 50%, SOCIAL SCIENCES - 50%
	Final Availability (%)		100.00	39.0	22.5	

California State University, Los Angeles

Snapshot Date: 11/01/2016

Availability Analysis

Job Group: 12 - 201705 - Postsecondary Teachers (Anthropology)

FACTOR	Raw (%)		FACTOR WEIGHT	Weighted (%)		SOURCE
	FEMALE	MINORITY		FEMALE	MINORITY	
External Factors						
SOCIAL SCIENCES	49.0	24.5	100.00	49.0	24.5	SOCIAL SCIENCES - 100%
Final Availability (%)			100.00	49.0	24.5	

California State University, Los Angeles

Snapshot Date: 11/01/2016

Availability Analysis

Job Group: 12 - 201707 - Postsecondary Teachers (Asian American Studies)

FACTOR	Raw (%)		FACTOR WEIGHT	Weighted (%)		SOURCE
	FEMALE	MINORITY		FEMALE	MINORITY	
<u>External Factors</u>						
HISTORY	44.3	19.1	100.00	44.3	19.1	HISTORY - 100%
	Final Availability (%)		100.00	44.3	19.1	

California State University, Los Angeles

Snapshot Date: 11/01/2016

Availability Analysis

Job Group: 12 - 201710 - Postsecondary Teachers (Biology and Microbiology)

FACTOR	Raw (%)		FACTOR WEIGHT	Weighted (%)		SOURCE
	FEMALE	MINORITY		FEMALE	MINORITY	
<u>External Factors</u>						
BIOMEDICAL SCIENCES	52.9	25.3	100.00	52.9	25.3	BIOMEDICAL SCIENCES - 100%
Final Availability (%)			100.00	52.9	25.3	

California State University, Los Angeles

Snapshot Date: 11/01/2016

Availability Analysis

Job Group: 12 - 201715 - Postsecondary Teachers (Chemistry & Biochemistry)

FACTOR	Raw (%)		FACTOR WEIGHT	Weighted (%)		SOURCE
	FEMALE	MINORITY		FEMALE	MINORITY	
External Factors						
(201715) CHEMISTRY/BIOLOG	45.4	23.8	100.00	45.4	23.8	CHEMISTRY - 50%, BIOLOGICAL/BIOMEDICAL SCIENCES - 50%
	Final Availability (%)		100.00	45.4	23.8	

California State University, Los Angeles

Snapshot Date: 11/01/2016

Availability Analysis

Job Group: 12 - 201720 - Postsecondary Teachers (Chicano Studies)

FACTOR	Raw (%)		FACTOR WEIGHT	Weighted (%)		SOURCE
	FEMALE	MINORITY		FEMALE	MINORITY	
External Factors						
SOCIAL SCIENCES	49.0	24.5	100.00	49.0	24.5	SOCIAL SCIENCES - 100%
	Final Availability (%)		100.00	49.0	24.5	

California State University, Los Angeles

Snapshot Date: 11/01/2016

Availability Analysis

Job Group: 12 - 201725 - Postsecondary Teachers (Geography & Urban Analysis)

FACTOR	Raw (%)		FACTOR WEIGHT	Weighted (%)		SOURCE
	FEMALE	MINORITY		FEMALE	MINORITY	
External Factors						
SOCIAL SCIENCES	49.0	24.5	100.00	49.0	24.5	SOCIAL SCIENCES - 100%
Final Availability (%)			100.00	49.0	24.5	

California State University, Los Angeles

Snapshot Date: 11/01/2016

Availability Analysis

Job Group: 12 - 201730 - Postsecondary Teachers (Geological Sciences)

FACTOR	Raw (%)		FACTOR WEIGHT	Weighted (%)		SOURCE
	FEMALE	MINORITY		FEMALE	MINORITY	
<u>External Factors</u>						
GEOLOGICAL & EARTH SCIEN	40.9	11.1	100.00	40.9	11.1	GEOLOGICAL & EARTH SCIENCES - 100%
Final Availability (%)			100.00	40.9	11.1	

California State University, Los Angeles

Snapshot Date: 11/01/2016

Availability Analysis

Job Group: 12 - 201735 - Postsecondary Teachers (History)

FACTOR	Raw (%)		FACTOR WEIGHT	Weighted (%)		SOURCE
	FEMALE	MINORITY		FEMALE	MINORITY	
<u>External Factors</u> HISTORY	44.3	19.1	100.00	44.3	19.1	HISTORY - 100%
Final Availability (%)			100.00	44.3	19.1	

California State University, Los Angeles

Snapshot Date: 11/01/2016

Availability Analysis

Job Group: 12 - 201740 - Postsecondary Teachers (Latin American Studies)

FACTOR	Raw (%)		FACTOR WEIGHT	Weighted (%)		SOURCE
	FEMALE	MINORITY		FEMALE	MINORITY	
<u>External Factors</u>						
HISTORY	44.3	19.1	100.00	44.3	19.1	HISTORY - 100%
	Final Availability (%)		100.00	44.3	19.1	

California State University, Los Angeles

Snapshot Date: 11/01/2016

Availability Analysis

Job Group: 12 - 201745 - Postsecondary Teachers (Mathematics)

FACTOR	Raw (%)		FACTOR WEIGHT	Weighted (%)		SOURCE
	FEMALE	MINORITY		FEMALE	MINORITY	
External Factors						
PHYSICAL SCIENCES	28.9	20.4	100.00	28.9	20.4	PHYSICAL SCIENCES - 100%
Final Availability (%)			100.00	28.9	20.4	

California State University, Los Angeles

Snapshot Date: 11/01/2016

Availability Analysis

Job Group: 12 - 201750 - Postsecondary Teachers (Pan African Studies)

FACTOR	Raw (%)		FACTOR WEIGHT	Weighted (%)		SOURCE
	FEMALE	MINORITY		FEMALE	MINORITY	
<u>External Factors</u>						
HISTORY	44.3	19.1	100.00	44.3	19.1	HISTORY - 100%
	Final Availability (%)		100.00	44.3	19.1	

California State University, Los Angeles

Snapshot Date: 11/01/2016

Availability Analysis

Job Group: 12 - 201755 - Postsecondary Teachers (Physics and Astronomy)

FACTOR	Raw (%)		FACTOR WEIGHT	Weighted (%)		SOURCE
	FEMALE	MINORITY		FEMALE	MINORITY	
External Factors						
PHYSICS, OTHER	18.9	18.2	100.00	18.9	18.2	PHYSICS, OTHER - 100%
	Final Availability (%)		100.00	18.9	18.2	

California State University, Los Angeles

Snapshot Date: 11/01/2016

Availability Analysis

Job Group: 12 - 201760 - Postsecondary Teachers (Political Science)

FACTOR	Raw (%)		FACTOR WEIGHT	Weighted (%)		SOURCE
	FEMALE	MINORITY		FEMALE	MINORITY	
External Factors						
SOCIAL SCIENCES	49.0	24.5	100.00	49.0	24.5	SOCIAL SCIENCES - 100%
	Final Availability (%)		100.00	49.0	24.5	

California State University, Los Angeles

Snapshot Date: 11/01/2016

Availability Analysis

Job Group: 12 - 201765 - Postsecondary Teachers (Psychology)

FACTOR	Raw (%)		FACTOR WEIGHT	Weighted (%)		SOURCE
	FEMALE	MINORITY		FEMALE	MINORITY	
External Factors						
SOCIAL SCIENCES & PSYCH	58.8	23.7	100.00	58.8	23.7	SOCIAL SCIENCES & PSYCHOLOGY - 100%
Final Availability (%)			100.00	58.8	23.7	

California State University, Los Angeles

Snapshot Date: 11/01/2016

Availability Analysis

Job Group: 12 - 201770 - Postsecondary Teachers (Sociology)

FACTOR	Raw (%)		FACTOR WEIGHT	Weighted (%)		SOURCE
	FEMALE	MINORITY		FEMALE	MINORITY	
External Factors						
SOCIAL SCIENCES	49.0	24.5	100.00	49.0	24.5	SOCIAL SCIENCES - 100%
	Final Availability (%)		100.00	49.0	24.5	

California State University, Los Angeles

Snapshot Date: 11/01/2016

Availability Analysis

Job Group: 12 - 201800 - Postsecondary Teachers (Extended Education)

FACTOR	Raw (%)		FACTOR WEIGHT	Weighted (%)		SOURCE
	FEMALE	MINORITY		FEMALE	MINORITY	
<u>External Factors</u>						
EDUCATION	68.4	27.4	100.00	68.4	27.4	EDUCATION - 100%
	Final Availability (%)		100.00	68.4	27.4	

California State University, Los Angeles

Snapshot Date: 11/01/2016

Availability Analysis

Job Group: 14 - Service Occupations

FACTOR	Raw (%)		FACTOR WEIGHT	Weighted (%)		SOURCE
	FEMALE	MINORITY		FEMALE	MINORITY	
<u>External Factors</u>						
Local	21.7	83.1	70.00	15.2	58.2	Employee: Los Angeles, California - 100.00 %
Reasonable	22.7	42.8	10.00	2.3	4.3	National
<u>Internal Factors</u>						
Feeders	38.0	85.0	20.00	7.6	17.0	Feeders
Final Availability (%)			100.00	25.1	79.5	

California State University, Los Angeles

Snapshot Date: 11/01/2016

Availability Analysis

Job Group: 2 - Community Service, Legal, Arts, and Media Occupations

FACTOR	Raw (%)		FACTOR WEIGHT	Weighted (%)		SOURCE
	FEMALE	MINORITY		FEMALE	MINORITY	
<u>External Factors</u>						
Local	52.7	45.4	70.00	36.9	31.8	Employee: Los Angeles, California - 100.00 %
Reasonable	57.3	26.7	20.00	11.5	5.3	National
<u>Internal Factors</u>						
Feeders	52.2	82.6	10.00	5.2	8.3	Feeders
Final Availability (%)			100.00	53.6	45.4	

California State University, Los Angeles

Snapshot Date: 11/01/2016

Availability Analysis

Job Group: 3 - Computer, Engineering, and Science Occupations

FACTOR	Raw (%)		FACTOR WEIGHT	Weighted (%)		SOURCE
	FEMALE	MINORITY		FEMALE	MINORITY	
<u>External Factors</u>						
Local	26.3	61.0	50.00	13.2	30.5	Employee: Los Angeles, California - 100.00 %
Reasonable	28.7	30.3	20.00	5.7	6.1	National
<u>Internal Factors</u>						
Feeders	31.9	78.4	30.00	9.6	23.5	Feeders
Final Availability (%)			100.00	28.5	60.1	

California State University, Los Angeles

Snapshot Date: 11/01/2016

Availability Analysis

Job Group: 4 - Graduate Assistants

FACTOR	Raw (%)		FACTOR WEIGHT	Weighted (%)		SOURCE
	FEMALE	MINORITY		FEMALE	MINORITY	
<u>External Factors</u>						
Local	72.4	55.1	100.00	72.4	55.1	Employee: Los Angeles, California - 100.00 %
Final Availability (%)			100.00	72.4	55.1	

California State University, Los Angeles

Snapshot Date: 11/01/2016

Availability Analysis

Job Group: 5 - Healthcare Practitioners and Technical Occupations

FACTOR	Raw (%)		FACTOR WEIGHT	Weighted (%)		SOURCE
	FEMALE	MINORITY		FEMALE	MINORITY	
<u>External Factors</u>						
Local	67.3	68.2	50.00	33.6	34.1	Employee: Los Angeles, California - 100.00 %
Reasonable	71.3	32.7	20.00	14.3	6.5	National
<u>Internal Factors</u>						
Feeders	62.5	87.5	30.00	18.8	26.2	Feeders
Final Availability (%)			100.00	66.7	66.9	

California State University, Los Angeles

Snapshot Date: 11/01/2016

Availability Analysis

Job Group: 6 - Librarians, Curators, and Archivists

FACTOR	Raw (%)		FACTOR WEIGHT	Weighted (%)		SOURCE
	FEMALE	MINORITY		FEMALE	MINORITY	
<u>External Factors</u>						
Local	77.9	39.5	70.00	54.5	27.6	Employee: Los Angeles, California - 100.00 %
Reasonable	83.6	15.7	20.00	16.7	3.1	National
<u>Internal Factors</u>						
Feeders	54.5	45.5	10.00	5.5	4.5	Feeders
Final Availability (%)			100.00	76.7	35.3	

California State University, Los Angeles

Snapshot Date: 11/01/2016

Availability Analysis

Job Group: 7 - Management Occupations

FACTOR	Raw (%)		FACTOR WEIGHT	Weighted (%)		SOURCE
	FEMALE	MINORITY		FEMALE	MINORITY	
<u>External Factors</u>						
Local	67.5	47.7	30.00	20.3	14.3	Employee: Los Angeles, California - 100.00 %
Reasonable	63.6	25.0	50.00	31.8	12.5	National
<u>Internal Factors</u>						
Feeders	69.8	75.7	20.00	14.0	15.1	Feeders
Final Availability (%)			100.00	66.0	42.0	

California State University, Los Angeles

Snapshot Date: 11/01/2016

Availability Analysis

Job Group: 8 - Natural Resources, Construction, and Maintenance Occupations

FACTOR	Raw (%)		FACTOR WEIGHT	Weighted (%)		SOURCE
	FEMALE	MINORITY		FEMALE	MINORITY	
<u>External Factors</u>						
Local	3.8	81.1	70.00	2.6	56.8	Employee: Los Angeles, California - 100.00 %
Reasonable	3.9	34.3	10.00	0.4	3.4	National
<u>Internal Factors</u>						
Feeders	8.4	86.1	20.00	1.7	17.2	Feeders
Final Availability (%)			100.00	4.7	77.5	

California State University, Los Angeles

Snapshot Date: 11/01/2016

Availability Analysis

Job Group: 9 - Office and Administrative Support Occupations

FACTOR	Raw (%)		FACTOR WEIGHT	Weighted (%)		SOURCE
	FEMALE	MINORITY		FEMALE	MINORITY	
<u>External Factors</u>						
Local	77.5	60.6	50.00	38.8	30.3	Employee: Los Angeles, California - 100.00 %
Reasonable	82.8	26.3	20.00	16.6	5.3	National
<u>Internal Factors</u>						
Feeders	82.3	88.8	30.00	24.7	26.6	Feeders
Final Availability (%)			100.00	80.0	62.2	

California State University, Los Angeles

Snapshot Date: 11/01/2016

Internal Availability

AAP: California State University, Los Angeles

Job Group: 1 - Business and Financial Operations Occupations

Plan	Feeder	Wght (%)	Raw (%)										Weighted (%)							
			F	MIN	W	AA	H	A	NA	PI	2+	F	MIN	W	AA	H	A	NA	PI	2+
California State University	1 - Business and Financ	90.00	89.1	91.3	8.7	8.7	37.0	45.7	0.0	0.0	0.0	80.2	82.2	7.8	7.8	33.3	41.1	0.0	0.0	0.0
California State University	9 - Office and Administra	10.00	83.3	88.9	11.1	6.6	61.7	19.9	0.0	0.3	0.3	8.3	8.9	1.1	0.7	6.2	2.0	0.0	0.0	0.0
Total:		100.00										88.5	91.1	8.9	8.5	39.4	43.1	0.0	0.0	0.0

California State University, Los Angeles

Snapshot Date: 11/01/2016

Internal Availability

AAP: California State University, Los Angeles

Job Group: 10 - Student and Academic Affairs and Other Education Services Occupations

Plan	Feeder	Wght (%)	Raw (%)										Weighted (%)							
			F	MIN	W	AA	H	A	NA	PI	2+	F	MIN	W	AA	H	A	NA	PI	2+
California State University	10 - Student and Academ	60.00	63.3	81.1	18.9	9.7	51.0	18.4	1.0	0.0	1.0	38.0	48.7	11.3	5.8	30.6	11.0	0.6	0.0	0.6
California State University	14 - Service Occupations	10.00	42.2	84.8	15.2	14.4	61.5	6.3	1.5	0.4	0.7	4.2	8.5	1.5	1.4	6.1	0.6	0.1	0.0	0.1
California State University	9 - Office and Administra	30.00	83.3	88.9	11.1	6.6	61.7	19.9	0.0	0.3	0.3	25.0	26.7	3.3	2.0	18.5	6.0	0.0	0.1	0.1
Total:		100.00										67.2	83.8	16.2	9.2	55.3	17.6	0.8	0.1	0.8

California State University, Los Angeles

Snapshot Date: 11/01/2016

Internal Availability

AAP: California State University, Los Angeles

Job Group: 11 - Production, Transportation, and Material Moving Occupations

Plan	Feeder	Wght (%)	Raw (%)									Weighted (%)								
			F	MIN	W	AA	H	A	NA	PI	2+	F	MIN	W	AA	H	A	NA	PI	2+
California State University	11 - Production, Transpo	100.00	0.0	66.7	33.3	0.0	66.7	0.0	0.0	0.0	0.0	0.0	66.7	33.3	0.0	66.7	0.0	0.0	0.0	0.0
Total:		100.00										0.0	66.7	33.3	0.0	66.7	0.0	0.0	0.0	

California State University, Los Angeles

Snapshot Date: 11/01/2016

Internal Availability

AAP: California State University, Los Angeles

Job Group: 14 - Service Occupations

Plan	Feeder	Wght (%)	Raw (%)										Weighted (%)									
			F	MIN	W	AA	H	A	NA	PI	2+	F	MIN	W	AA	H	A	NA	PI	2+		
California State University	14 - Service Occupations	90.00	42.2	84.8	15.2	14.4	61.5	6.3	1.5	0.4	0.7	38.0	76.3	13.7	13.0	55.3	5.7	1.3	0.3	0.7		
California State University	8 - Natural Resources, C	10.00	0.0	86.4	13.6	6.8	74.6	5.1	0.0	0.0	0.0	0.0	8.6	1.4	0.7	7.5	0.5	0.0	0.0	0.0		
Total:		100.00										38.0	85.0	15.0	13.7	62.8	6.2	1.3	0.3	0.7		

California State University, Los Angeles

Snapshot Date: 11/01/2016

Internal Availability

AAP: California State University, Los Angeles

Job Group: 2 - Community Service, Legal, Arts, and Media Occupations

Plan	Feeder	Wght (%)	Raw (%)										Weighted (%)							
			F	MIN	W	AA	H	A	NA	PI	2+	F	MIN	W	AA	H	A	NA	PI	2+
California State University	2 - Community Service, L	100.00	52.2	82.6	17.4	13.0	34.8	30.4	4.3	0.0	0.0	52.2	82.6	17.4	13.0	34.8	30.4	4.3	0.0	0.0
Total:		100.00										52.2	82.6	17.4	13.0	34.8	30.4	4.3	0.0	0.0

California State University, Los Angeles

Snapshot Date: 11/01/2016

Internal Availability

AAP: California State University, Los Angeles

Job Group: 3 - Computer, Engineering, and Science Occupations

Plan	Feeder	Wght (%)	Raw (%)									Weighted (%)								
			F	MIN	W	AA	H	A	NA	PI	2+	F	MIN	W	AA	H	A	NA	PI	2+
California State University	3 - Computer, Engineerin	90.00	26.1	77.3	22.7	4.5	17.0	54.5	0.0	0.0	1.1	23.5	69.5	20.5	4.1	15.3	49.1	0.0	0.0	1.0
California State University	9 - Office and Administra	10.00	83.3	88.9	11.1	6.6	61.7	19.9	0.0	0.3	0.3	8.3	8.9	1.1	0.7	6.2	2.0	0.0	0.0	0.0
Total:		100.00										31.9	78.4	21.6	4.8	21.5	51.1	0.0	0.0	1.1

California State University, Los Angeles

Snapshot Date: 11/01/2016

Internal Availability

AAP: California State University, Los Angeles

Job Group: 5 - Healthcare Practitioners and Technical Occupations

Plan	Feeder	Wght (%)	Raw (%)										Weighted (%)									
			F	MIN	W	AA	H	A	NA	PI	2+	F	MIN	W	AA	H	A	NA	PI	2+		
California State University	5 - Healthcare Practitione	100.00	62.5	87.5	12.5	12.5	29.2	45.8	0.0	0.0	0.0	62.5	87.5	12.5	12.5	29.2	45.8	0.0	0.0	0.0		
Total:		100.00										62.5	87.5	12.5	12.5	29.2	45.8	0.0	0.0	0.0		

California State University, Los Angeles

Snapshot Date: 11/01/2016

Internal Availability

AAP: California State University, Los Angeles

Job Group: 6 - Librarians, Curators, and Archivists

Plan	Feeder	Wght (%)	Raw (%)										Weighted (%)							
			F	MIN	W	AA	H	A	NA	PI	2+	F	MIN	W	AA	H	A	NA	PI	2+
California State University	6 - Librarians, Curators,	100.00	54.5	45.5	54.5	0.0	9.1	36.4	0.0	0.0	0.0	54.5	45.5	54.5	0.0	9.1	36.4	0.0	0.0	0.0
Total:		100.00										54.5	45.5	54.5	0.0	9.1	36.4	0.0	0.0	0.0

California State University, Los Angeles

Snapshot Date: 11/01/2016

Internal Availability

AAP: California State University, Los Angeles

Job Group: 7 - Management Occupations

Plan	Feeder	Wght (%)	Raw (%)										Weighted (%)									
			F	MIN	W	AA	H	A	NA	PI	2+	F	MIN	W	AA	H	A	NA	PI	2+		
California State University	1 - Business and Financ	7.94	89.1	91.3	8.7	8.7	37.0	45.7	0.0	0.0	0.0	7.1	7.2	0.7	0.7	2.9	3.6	0.0	0.0	0.0		
California State University	2481 - AASE - Dept Chai	0.17	100.0	0.0	100.0	0.0	0.0	0.0	0.0	0.0	0.0	0.2	0.0	0.2	0.0	0.0	0.0	0.0	0.0	0.0		
California State University	2481 - Accounting Depar	0.17	100.0	0.0	100.0	0.0	0.0	0.0	0.0	0.0	0.0	0.2	0.0	0.2	0.0	0.0	0.0	0.0	0.0	0.0		
California State University	2481 - Anthropology - De	0.17	0.0	100.0	0.0	0.0	100.0	0.0	0.0	0.0	0.0	0.0	0.2	0.0	0.0	0.2	0.0	0.0	0.0	0.0		
California State University	2481 - Art - Dept Chair 12	0.17	100.0	100.0	0.0	0.0	0.0	100.0	0.0	0.0	0.0	0.2	0.2	0.0	0.0	0.0	0.2	0.0	0.0	0.0		
California State University	2481 - Asian American S	0.17	100.0	100.0	0.0	0.0	0.0	100.0	0.0	0.0	0.0	0.2	0.2	0.0	0.0	0.0	0.2	0.0	0.0	0.0		
California State University	2481 - Biology and Micro	0.17	0.0	0.0	100.0	0.0	0.0	0.0	0.0	0.0	0.0	0.0	0.0	0.2	0.0	0.0	0.0	0.0	0.0	0.0		
California State University	2481 - Chemistry & Bioch	0.17	100.0	0.0	100.0	0.0	0.0	0.0	0.0	0.0	0.0	0.2	0.0	0.2	0.0	0.0	0.0	0.0	0.0	0.0		
California State University	2481 - Chicano Studies -	0.17	100.0	100.0	0.0	0.0	100.0	0.0	0.0	0.0	0.0	0.2	0.2	0.0	0.0	0.2	0.0	0.0	0.0	0.0		
California State University	2481 - Child & Family Stu	0.28	100.0	100.0	0.0	0.0	0.0	0.0	100.0	0.0	0.0	0.3	0.3	0.0	0.0	0.0	0.0	0.3	0.0	0.0		
California State University	2481 - Civil Engineering	0.17	0.0	0.0	100.0	0.0	0.0	0.0	0.0	0.0	0.0	0.0	0.0	0.2	0.0	0.0	0.0	0.0	0.0	0.0		
California State University	2481 - Communication D	0.17	0.0	0.0	100.0	0.0	0.0	0.0	0.0	0.0	0.0	0.0	0.0	0.2	0.0	0.0	0.0	0.0	0.0	0.0		
California State University	2481 - Communication S	0.17	0.0	0.0	100.0	0.0	0.0	0.0	0.0	0.0	0.0	0.0	0.0	0.2	0.0	0.0	0.0	0.0	0.0	0.0		
California State University	2481 - Computer Scienc	0.17	0.0	100.0	0.0	0.0	0.0	100.0	0.0	0.0	0.0	0.0	0.2	0.0	0.0	0.0	0.2	0.0	0.0	0.0		
California State University	2481 - Criminal Justice -	0.17	100.0	0.0	100.0	0.0	0.0	0.0	0.0	0.0	0.0	0.2	0.0	0.2	0.0	0.0	0.0	0.0	0.0	0.0		
California State University	2481 - Curriculum & Inst	0.17	0.0	100.0	0.0	0.0	0.0	100.0	0.0	0.0	0.0	0.0	0.2	0.0	0.0	0.0	0.2	0.0	0.0	0.0		
California State University	2481 - Economics & Stat	0.17	0.0	100.0	0.0	0.0	0.0	100.0	0.0	0.0	0.0	0.0	0.2	0.0	0.0	0.0	0.2	0.0	0.0	0.0		
California State University	2481 - Electrical & Comp	0.17	0.0	0.0	100.0	0.0	0.0	0.0	0.0	0.0	0.0	0.0	0.0	0.2	0.0	0.0	0.0	0.0	0.0	0.0		
California State University	2481 - English - Dept Ch	0.17	0.0	100.0	0.0	0.0	0.0	100.0	0.0	0.0	0.0	0.0	0.2	0.0	0.0	0.0	0.2	0.0	0.0	0.0		
California State University	2481 - Finance and Law	0.17	0.0	0.0	100.0	0.0	0.0	0.0	0.0	0.0	0.0	0.0	0.0	0.2	0.0	0.0	0.0	0.0	0.0	0.0		
California State University	2481 - Geological Scienc	0.17	100.0	100.0	0.0	0.0	0.0	100.0	0.0	0.0	0.0	0.2	0.2	0.0	0.0	0.0	0.2	0.0	0.0	0.0		
California State University	2481 - History - Dept Cha	0.17	0.0	0.0	100.0	0.0	0.0	0.0	0.0	0.0	0.0	0.0	0.0	0.2	0.0	0.0	0.0	0.0	0.0	0.0		
California State University	2481 - Information Syste	0.17	0.0	0.0	100.0	0.0	0.0	0.0	0.0	0.0	0.0	0.0	0.0	0.2	0.0	0.0	0.0	0.0	0.0	0.0		

California State University, Los Angeles

Snapshot Date: 11/01/2016

Internal Availability

AAP: California State University, Los Angeles

Job Group: 7 - Management Occupations

Plan	Feeder	Wght (%)	Raw (%)									Weighted (%)								
			F	MIN	W	AA	H	A	NA	PI	2+	F	MIN	W	AA	H	A	NA	PI	2+
California State University	2481 - Kinesiology & Nut	0.17	100.0	0.0	100.0	0.0	0.0	0.0	0.0	0.0	0.0	0.2	0.0	0.2	0.0	0.0	0.0	0.0	0.0	0.0
California State University	2481 - Latin American St	0.17	100.0	0.0	100.0	0.0	0.0	0.0	0.0	0.0	0.0	0.2	0.0	0.2	0.0	0.0	0.0	0.0	0.0	0.0
California State University	2481 - Liberal Studies - D	0.17	0.0	0.0	100.0	0.0	0.0	0.0	0.0	0.0	0.0	0.0	0.0	0.2	0.0	0.0	0.0	0.0	0.0	0.0
California State University	2481 - Management - De	0.17	0.0	100.0	0.0	0.0	0.0	100.0	0.0	0.0	0.0	0.0	0.2	0.0	0.0	0.0	0.2	0.0	0.0	0.0
California State University	2481 - Mathematics - De	0.17	0.0	0.0	100.0	0.0	0.0	0.0	0.0	0.0	0.0	0.0	0.0	0.2	0.0	0.0	0.0	0.0	0.0	0.0
California State University	2481 - Mechanical Engin	0.17	0.0	0.0	100.0	0.0	0.0	0.0	0.0	0.0	0.0	0.0	0.0	0.2	0.0	0.0	0.0	0.0	0.0	0.0
California State University	2481 - Modern Language	0.17	100.0	100.0	0.0	0.0	0.0	100.0	0.0	0.0	0.0	0.2	0.2	0.0	0.0	0.0	0.2	0.0	0.0	0.0
California State University	2481 - Nursing - Dept Ch	0.17	100.0	100.0	0.0	100.0	0.0	0.0	0.0	0.0	0.0	0.2	0.2	0.0	0.2	0.0	0.0	0.0	0.0	0.0
California State University	2481 - Pan African Studie	0.17	100.0	100.0	0.0	100.0	0.0	0.0	0.0	0.0	0.0	0.2	0.2	0.0	0.2	0.0	0.0	0.0	0.0	0.0
California State University	2481 - Philosophy - Dept	0.17	100.0	0.0	100.0	0.0	0.0	0.0	0.0	0.0	0.0	0.2	0.0	0.2	0.0	0.0	0.0	0.0	0.0	0.0
California State University	2481 - Physics and Astro	0.17	0.0	0.0	100.0	0.0	0.0	0.0	0.0	0.0	0.0	0.0	0.0	0.2	0.0	0.0	0.0	0.0	0.0	0.0
California State University	2481 - Political Science -	0.17	0.0	0.0	100.0	0.0	0.0	0.0	0.0	0.0	0.0	0.0	0.0	0.2	0.0	0.0	0.0	0.0	0.0	0.0
California State University	2481 - Psychology - Dep	0.17	0.0	100.0	0.0	0.0	0.0	100.0	0.0	0.0	0.0	0.0	0.2	0.0	0.0	0.0	0.2	0.0	0.0	0.0
California State University	2481 - Public Health - De	0.17	0.0	0.0	100.0	0.0	0.0	0.0	0.0	0.0	0.0	0.0	0.0	0.2	0.0	0.0	0.0	0.0	0.0	0.0
California State University	2481 - Social Work - Dep	0.17	100.0	100.0	0.0	0.0	0.0	100.0	0.0	0.0	0.0	0.2	0.2	0.0	0.0	0.0	0.2	0.0	0.0	0.0
California State University	2481 - Sociology - Dept C	0.17	100.0	0.0	100.0	0.0	0.0	0.0	0.0	0.0	0.0	0.2	0.0	0.2	0.0	0.0	0.0	0.0	0.0	0.0
California State University	2481 - Special Education	0.17	100.0	0.0	100.0	0.0	0.0	0.0	0.0	0.0	0.0	0.2	0.0	0.2	0.0	0.0	0.0	0.0	0.0	0.0
California State University	2481 - Technology - Dep	0.17	0.0	0.0	100.0	0.0	0.0	0.0	0.0	0.0	0.0	0.0	0.0	0.2	0.0	0.0	0.0	0.0	0.0	0.0
California State University	2481 - TVFM - Dept Chai	0.35	50.0	50.0	50.0	0.0	50.0	0.0	0.0	0.0	0.0	0.2	0.2	0.2	0.0	0.2	0.0	0.0	0.0	0.0
California State University	2482 - Mathematics - De	0.17	0.0	0.0	100.0	0.0	0.0	0.0	0.0	0.0	0.0	0.0	0.0	0.2	0.0	0.0	0.0	0.0	0.0	0.0
California State University	6 - Librarians, Curators,	1.90	54.5	45.5	54.5	0.0	9.1	36.4	0.0	0.0	0.0	1.0	0.9	1.0	0.0	0.2	0.7	0.0	0.0	0.0
California State University	7 - Management Occupa	33.16	51.6	62.0	38.0	12.0	23.4	24.0	0.5	0.0	2.1	17.1	20.6	12.6	4.0	7.8	7.9	0.2	0.0	0.7
California State University	9 - Office and Administra	49.57	83.3	88.9	11.1	6.6	61.7	19.9	0.0	0.3	0.3	41.3	44.0	5.5	3.3	30.6	9.8	0.0	0.2	0.2

California State University, Los Angeles

Snapshot Date: 11/01/2016

Internal Availability

AAP: California State University, Los Angeles

Job Group: 7 - Management Occupations

Plan	Feeder	Wght (%)	Raw (%)										Weighted (%)																	
			F	MIN	W	AA	H	A	NA	PI	2+	F	MIN	W	AA	H	A	NA	PI	2+										
Total:		100.00																				69.8	75.7	24.3	8.3	42.0	24.0	0.5	0.2	0.9

California State University, Los Angeles

Snapshot Date: 11/01/2016

Internal Availability

AAP: California State University, Los Angeles

Job Group: 8 - Natural Resources, Construction, and Maintenance Occupations

Plan	Feeder	Wght (%)	Raw (%)										Weighted (%)									
			F	MIN	W	AA	H	A	NA	PI	2+	F	MIN	W	AA	H	A	NA	PI	2+		
California State University	14 - Service Occupations	20.00	42.2	84.8	15.2	14.4	61.5	6.3	1.5	0.4	0.7	8.4	17.0	3.0	2.9	12.3	1.3	0.3	0.1	0.1		
California State University	8 - Natural Resources, C	80.00	0.0	86.4	13.6	6.8	74.6	5.1	0.0	0.0	0.0	0.0	69.2	10.8	5.4	59.7	4.1	0.0	0.0	0.0		
Total:		100.00										8.4	86.1	13.9	8.3	72.0	5.3	0.3	0.1	0.1		

California State University, Los Angeles

Snapshot Date: 11/01/2016

Internal Availability

AAP: California State University, Los Angeles

Job Group: 9 - Office and Administrative Support Occupations

Plan	Feeder	Wght (%)	Raw (%)									Weighted (%)								
			F	MIN	W	AA	H	A	NA	PI	2+	F	MIN	W	AA	H	A	NA	PI	2+
California State University	1 - Business and Financ	10.00	89.1	91.3	8.7	8.7	37.0	45.7	0.0	0.0	0.0	8.9	9.1	0.9	0.9	3.7	4.6	0.0	0.0	0.0
California State University	2 - Community Service, L	5.00	52.2	82.6	17.4	13.0	34.8	30.4	4.3	0.0	0.0	2.6	4.1	0.9	0.7	1.7	1.5	0.2	0.0	0.0
California State University	9 - Office and Administra	85.00	83.3	88.9	11.1	6.6	61.7	19.9	0.0	0.3	0.3	70.8	75.5	9.5	5.6	52.4	16.9	0.0	0.3	0.3
Total:		100.00										82.3	88.8	11.2	7.1	57.9	23.0	0.2	0.3	0.3

California State University, Los Angeles

Snapshot Date: 11/01/2016

Comparison of Incumbency to Availability and Placement Goals

Job Group: 1 - Business and Financial Operations Occupations

Test: Whole Person

Total Employees: 46

Total

	FEMALE	MINORITY
Employees (#)	41	42
Employees (%)	89.1	91.3
Availability (%) Goal	79.0	64.1
Test: Whole Person	NO	NO
Add'l Needed to Eliminate Problem Area (#)	0	0

California State University, Los Angeles

Snapshot Date: 11/01/2016

Comparison of Incumbency to Availability and Placement Goals

Job Group: 10 - Student and Academic Affairs and Other Education Services Occupations

Test: Whole Person

Total Employees: 196

Total		
	FEMALE	MINORITY
Employees (#)	124	159
Employees (%)	63.3	81.1
Availability (%) Goal	60.1	62.2
Test: Whole Person	NO	NO
Add'l Needed to Eliminate Problem Area (#)	0	0

California State University, Los Angeles

Snapshot Date: 11/01/2016

Comparison of Incumbency to Availability and Placement Goals

Job Group: 11 - Production, Transportation, and Material Moving Occupations

Test: Whole Person

Total Employees: 3

Total		
	FEMALE	MINORITY
Employees (#)	0	2
Employees (%)	0.0	66.7
Availability (%) Goal	8.2	75.9
Test: Whole Person	NO	NO
Add'l Needed to Eliminate Problem Area (#)	0	0

California State University, Los Angeles

Snapshot Date: 11/01/2016

Comparison of Incumbency to Availability and Placement Goals

Job Group: 12 - 102400 - Postsecondary Teachers (Athletics Department)

Test: Whole Person

Total Employees: 22

Total		
	FEMALE	MINORITY
Employees (#)	9	12
Employees (%)	40.9	54.5
Availability (%) Goal	56.8	26.8
Test: Whole Person	YES	NO
Add'l Needed to Eliminate Problem Area (#)	3	0

California State University, Los Angeles

Snapshot Date: 11/01/2016

Comparison of Incumbency to Availability and Placement Goals

Job Group: 12 - 200120 - Postsecondary Teachers (Honors College)

Test: Whole Person

Total Employees: 4

Total		
	FEMALE	MINORITY
Employees (#)	2	1
Employees (%)	50.0	25.0
Availability (%) Goal	56.8	26.8
Test: Whole Person	NO	NO
Add'l Needed to Eliminate Problem Area (#)	0	0

California State University, Los Angeles

Snapshot Date: 11/01/2016

Comparison of Incumbency to Availability and Placement Goals

Job Group: 12 - 200410 - Postsecondary Teachers (Academic Advisement Center)
Test: Whole Person
Total Employees: 2

Total

	FEMALE	MINORITY
Employees (#)	2	2
Employees (%)	100.0	100.0
Availability (%) Goal	61.4	32.3
Test: Whole Person	NO	NO
Add'l Needed to Eliminate Problem Area (#)	0	0

California State University, Los Angeles

Snapshot Date: 11/01/2016

Comparison of Incumbency to Availability and Placement Goals

Job Group: 12 - 200425 - Postsecondary Teachers (University Writing Center)

Test: Whole Person

Total Employees: 5

Total		
	FEMALE	MINORITY
Employees (#)	2	3
Employees (%)	40.0	60.0
Availability (%) Goal	59.4	15.6
Test: Whole Person	NO	NO
Add'l Needed to Eliminate Problem Area (#)	0	0

California State University, Los Angeles

Snapshot Date: 11/01/2016

Comparison of Incumbency to Availability and Placement Goals

Job Group: 12 - 200505 - Postsecondary Teachers (Cal State Teach)

Test: Whole Person

Total Employees: 33

Total		
	FEMALE	MINORITY
Employees (#)	24	15
Employees (%)	72.7	45.5
Availability (%) Goal	75.8	23.4
Test: Whole Person	YES	NO
Add'l Needed to Eliminate Problem Area (#)	1	0

California State University, Los Angeles

Snapshot Date: 11/01/2016

Comparison of Incumbency to Availability and Placement Goals

Job Group: 12 - 201000 - Postsecondary Teachers (Arts & Letters)

Test: Whole Person

Total Employees: 2

Total		
	FEMALE	MINORITY
Employees (#)	1	1
Employees (%)	50.0	50.0
Availability (%) Goal	49.0	16.8
Test: Whole Person	NO	NO
Add'l Needed to Eliminate Problem Area (#)	0	0

California State University, Los Angeles

Snapshot Date: 11/01/2016

Comparison of Incumbency to Availability and Placement Goals

Job Group: 12 - 201010 - Postsecondary Teachers (Art)

Test: Whole Person

Total Employees: 33

Total

	FEMALE	MINORITY
Employees (#)	19	12
Employees (%)	57.6	36.4
Availability (%) Goal	45.5	18.0
Test: Whole Person	NO	NO
Add'l Needed to Eliminate Problem Area (#)	0	0

California State University, Los Angeles

Snapshot Date: 11/01/2016

Comparison of Incumbency to Availability and Placement Goals

Job Group: 12 - 201015 - Postsecondary Teachers (Communication Studies)

Test: Whole Person

Total Employees: 56

Total		
	FEMALE	MINORITY
Employees (#)	30	33
Employees (%)	53.6	58.9
Availability (%) Goal	60.4	20.6
Test: Whole Person	YES	NO
Add'l Needed to Eliminate Problem Area (#)	3	0

California State University, Los Angeles

Snapshot Date: 11/01/2016

Comparison of Incumbency to Availability and Placement Goals

Job Group: 12 - 201020 - Postsecondary Teachers (English)

Test: Whole Person

Total Employees: 82

Total		
	FEMALE	MINORITY
Employees (#)	42	36
Employees (%)	51.2	43.9
Availability (%) Goal	59.4	15.6
Test: Whole Person	YES	NO
Add'l Needed to Eliminate Problem Area (#)	6	0

California State University, Los Angeles

Snapshot Date: 11/01/2016

Comparison of Incumbency to Availability and Placement Goals

Job Group: 12 - 201025 - Postsecondary Teachers (Liberal Studies)

Test: Whole Person

Total Employees: 13

Total		
	FEMALE	MINORITY
Employees (#)	8	8
Employees (%)	61.5	61.5
Availability (%) Goal	49.0	24.5
Test: Whole Person	NO	NO
Add'l Needed to Eliminate Problem Area (#)	0	0

California State University, Los Angeles

Snapshot Date: 11/01/2016

Comparison of Incumbency to Availability and Placement Goals

Job Group: 12 - 201030 - Postsecondary Teachers (Modern Languages & Literatre)

Test: Whole Person

Total Employees: 23

Total		
	FEMALE	MINORITY
Employees (#)	16	19
Employees (%)	69.6	82.6
Availability (%) Goal	61.2	22.4
Test: Whole Person	NO	NO
Add'l Needed to Eliminate Problem Area (#)	0	0

California State University, Los Angeles

Snapshot Date: 11/01/2016

Comparison of Incumbency to Availability and Placement Goals

Job Group: 12 - 201035 - Postsecondary Teachers (Music)

Test: Whole Person

Total Employees: 60

Total		
	FEMALE	MINORITY
Employees (#)	24	17
Employees (%)	40.0	28.3
Availability (%) Goal	45.5	18.0
Test: Whole Person	YES	NO
Add'l Needed to Eliminate Problem Area (#)	3	0

California State University, Los Angeles

Snapshot Date: 11/01/2016

Comparison of Incumbency to Availability and Placement Goals

Job Group: 12 - 201040 - Postsecondary Teachers (Philosophy)

Test: Whole Person

Total Employees: 18

Total		
	FEMALE	MINORITY
Employees (#)	3	6
Employees (%)	16.7	33.3
Availability (%) Goal	45.5	18.0
Test: Whole Person	YES	NO
Add'l Needed to Eliminate Problem Area (#)	5	0

California State University, Los Angeles

Snapshot Date: 11/01/2016

Comparison of Incumbency to Availability and Placement Goals

Job Group: 12 - 201055 - Postsecondary Teachers (TVFM)

Test: Whole Person

Total Employees: 40

Total		
	FEMALE	MINORITY
Employees (#)	12	18
Employees (%)	30.0	45.0
Availability (%) Goal	55.1	18.1
Test: Whole Person	YES	NO
Add'l Needed to Eliminate Problem Area (#)	10	0

California State University, Los Angeles

Snapshot Date: 11/01/2016

Comparison of Incumbency to Availability and Placement Goals

Job Group: 12 - 201200 - Postsecondary Teachers (Business and Economics)

Test: Whole Person

Total Employees: 14

Total		
	FEMALE	MINORITY
Employees (#)	9	8
Employees (%)	64.3	57.1
Availability (%) Goal	56.8	26.8
Test: Whole Person	NO	NO
Add'l Needed to Eliminate Problem Area (#)	0	0

California State University, Los Angeles

Snapshot Date: 11/01/2016

Comparison of Incumbency to Availability and Placement Goals

Job Group: 12 - 201205 - Postsecondary Teachers (Accounting Department)

Test: Whole Person

Total Employees: 32

Total		
	FEMALE	MINORITY
Employees (#)	13	19
Employees (%)	40.6	59.4
Availability (%) Goal	56.8	26.8
Test: Whole Person	YES	NO
Add'l Needed to Eliminate Problem Area (#)	5	0

California State University, Los Angeles

Snapshot Date: 11/01/2016

Comparison of Incumbency to Availability and Placement Goals

Job Group: 12 - 201210 - Postsecondary Teachers (Information Systems)

Test: Whole Person

Total Employees: 23

Total		
	FEMALE	MINORITY
Employees (#)	6	15
Employees (%)	26.1	65.2
Availability (%) Goal	20.4	27.1
Test: Whole Person	NO	NO
Add'l Needed to Eliminate Problem Area (#)	0	0

California State University, Los Angeles

Snapshot Date: 11/01/2016

Comparison of Incumbency to Availability and Placement Goals

Job Group: 12 - 201215 - Postsecondary Teachers (Economics & Statistics)

Test: Whole Person

Total Employees: 24

Total		
	FEMALE	MINORITY
Employees (#)	8	13
Employees (%)	33.3	54.2
Availability (%) Goal	49.0	24.5
Test: Whole Person	YES	NO
Add'l Needed to Eliminate Problem Area (#)	3	0

California State University, Los Angeles

Snapshot Date: 11/01/2016

Comparison of Incumbency to Availability and Placement Goals

Job Group: 12 - 201220 - Postsecondary Teachers (Finance and Law)

Test: Whole Person

Total Employees: 22

Total		
	FEMALE	MINORITY
Employees (#)	7	15
Employees (%)	31.8	68.2
Availability (%) Goal	40.5	30.2
Test: Whole Person	YES	NO
Add'l Needed to Eliminate Problem Area (#)	1	0

California State University, Los Angeles

Snapshot Date: 11/01/2016

Comparison of Incumbency to Availability and Placement Goals

Job Group: 12 - 201225 - Postsecondary Teachers (Management)

Test: Whole Person

Total Employees: 40

Total		
	FEMALE	MINORITY
Employees (#)	11	22
Employees (%)	27.5	55.0
Availability (%) Goal	56.8	26.8
Test: Whole Person	YES	NO
Add'l Needed to Eliminate Problem Area (#)	11	0

California State University, Los Angeles

Snapshot Date: 11/01/2016

Comparison of Incumbency to Availability and Placement Goals

Job Group: 12 - 201230 - Postsecondary Teachers (Marketing)

Test: Whole Person

Total Employees: 13

Total		
	FEMALE	MINORITY
Employees (#)	9	10
Employees (%)	69.2	76.9
Availability (%) Goal	56.8	26.8
Test: Whole Person	NO	NO
Add'l Needed to Eliminate Problem Area (#)	0	0

California State University, Los Angeles

Snapshot Date: 11/01/2016

Comparison of Incumbency to Availability and Placement Goals

Job Group: 12 - 201400 - Postsecondary Teachers (Charter College of Ed)

Test: Whole Person

Total Employees: 1

Total		
	FEMALE	MINORITY
Employees (#)	1	0
Employees (%)	100.0	0.0
Availability (%) Goal	70.5	26.7
Test: Whole Person	NO	NO
Add'l Needed to Eliminate Problem Area (#)	0	0

California State University, Los Angeles

Snapshot Date: 11/01/2016

Comparison of Incumbency to Availability and Placement Goals

Job Group: 12 - 201402 - Postsecondary Teachers (EdD in Educational Leadership)

Test: Whole Person

Total Employees: 3

Total		
	FEMALE	MINORITY
Employees (#)	3	3
Employees (%)	100.0	100.0
Availability (%) Goal	66.0	29.5
Test: Whole Person	NO	NO
Add'l Needed to Eliminate Problem Area (#)	0	0

California State University, Los Angeles

Snapshot Date: 11/01/2016

Comparison of Incumbency to Availability and Placement Goals

Job Group: 12 - 201410 - Postsecondary Teachers (Curriculum & Instruction)

Test: Whole Person

Total Employees: 31

Total		
	FEMALE	MINORITY
Employees (#)	17	19
Employees (%)	54.8	61.3
Availability (%) Goal	70.5	26.7
Test: Whole Person	YES	NO
Add'l Needed to Eliminate Problem Area (#)	4	0

California State University, Los Angeles

Snapshot Date: 11/01/2016

Comparison of Incumbency to Availability and Placement Goals

Job Group: 12 - 201415 - Postsecondary Teachers (AASE)

Test: Whole Person

Total Employees: 37

Total		
	FEMALE	MINORITY
Employees (#)	23	20
Employees (%)	62.2	54.1
Availability (%) Goal	66.0	29.5
Test: Whole Person	YES	NO
Add'l Needed to Eliminate Problem Area (#)	1	0

California State University, Los Angeles

Snapshot Date: 11/01/2016

Comparison of Incumbency to Availability and Placement Goals

Job Group: 12 - 201420 - Postsecondary Teachers (Special Education & Counseling)

Test: Whole Person

Total Employees: 77

Total		
	FEMALE	MINORITY
Employees (#)	57	33
Employees (%)	74.0	42.9
Availability (%) Goal	70.5	26.7
Test: Whole Person	NO	NO
Add'l Needed to Eliminate Problem Area (#)	0	0

California State University, Los Angeles

Snapshot Date: 11/01/2016

Comparison of Incumbency to Availability and Placement Goals

Job Group: 12 - 201500 - Postsecondary Teachers (Engr Comp Sci & Tech)

Test: Whole Person

Total Employees: 4

Total		
	FEMALE	MINORITY
Employees (#)	0	1
Employees (%)	0.0	25.0
Availability (%) Goal	16.3	36.0
Test: Whole Person	NO	NO
Add'l Needed to Eliminate Problem Area (#)	0	0

California State University, Los Angeles

Snapshot Date: 11/01/2016

Comparison of Incumbency to Availability and Placement Goals

Job Group: 12 - 201505 - Postsecondary Teachers (Civil Engineering)

Test: Whole Person

Total Employees: 33

Total		
	FEMALE	MINORITY
Employees (#)	6	22
Employees (%)	18.2	66.7
Availability (%) Goal	23.1	24.6
Test: Whole Person	YES	NO
Add'l Needed to Eliminate Problem Area (#)	1	0

California State University, Los Angeles

Snapshot Date: 11/01/2016

Comparison of Incumbency to Availability and Placement Goals

Job Group: 12 - 201510 - Postsecondary Teachers (Computer Science)

Test: Whole Person

Total Employees: 25

Total		
	FEMALE	MINORITY
Employees (#)	5	16
Employees (%)	20.0	64.0
Availability (%) Goal	20.4	27.1
Test: Whole Person	NO	NO
Add'l Needed to Eliminate Problem Area (#)	0	0

California State University, Los Angeles

Snapshot Date: 11/01/2016

Comparison of Incumbency to Availability and Placement Goals

Job Group: 12 - 201515 - Postsecondary Teachers (Electrical & Computer Engr)

Test: Whole Person

Total Employees: 31

Total		
	FEMALE	MINORITY
Employees (#)	11	15
Employees (%)	35.5	48.4
Availability (%) Goal	16.3	36.0
Test: Whole Person	NO	NO
Add'l Needed to Eliminate Problem Area (#)	0	0

California State University, Los Angeles

Snapshot Date: 11/01/2016

Comparison of Incumbency to Availability and Placement Goals

Job Group: 12 - 201520 - Postsecondary Teachers (Mechanical Engineer)

Test: Whole Person

Total Employees: 26

Total		
	FEMALE	MINORITY
Employees (#)	2	13
Employees (%)	7.7	50.0
Availability (%) Goal	14.3	22.7
Test: Whole Person	YES	NO
Add'l Needed to Eliminate Problem Area (#)	1	0

California State University, Los Angeles

Snapshot Date: 11/01/2016

Comparison of Incumbency to Availability and Placement Goals

Job Group: 12 - 201525 - Postsecondary Teachers (Technology)

Test: Whole Person

Total Employees: 20

Total		
	FEMALE	MINORITY
Employees (#)	3	11
Employees (%)	15.0	55.0
Availability (%) Goal	20.4	27.1
Test: Whole Person	YES	NO
Add'l Needed to Eliminate Problem Area (#)	1	0

California State University, Los Angeles

Snapshot Date: 11/01/2016

Comparison of Incumbency to Availability and Placement Goals

Job Group: 12 - 201600 - Postsecondary Teachers (Health & Human Services)

Test: Whole Person

Total Employees: 5

Total

	FEMALE	MINORITY
Employees (#)	5	5
Employees (%)	100.0	100.0
Availability (%) Goal	56.8	26.8
Test: Whole Person	NO	NO
Add'l Needed to Eliminate Problem Area (#)	0	0

California State University, Los Angeles

Snapshot Date: 11/01/2016

Comparison of Incumbency to Availability and Placement Goals

Job Group: 12 - 201605 - Postsecondary Teachers (Child & Family Studies)

Test: Whole Person

Total Employees: 32

Total		
	FEMALE	MINORITY
Employees (#)	27	22
Employees (%)	84.4	68.8
Availability (%) Goal	58.8	23.7
Test: Whole Person	NO	NO
Add'l Needed to Eliminate Problem Area (#)	0	0

California State University, Los Angeles

Snapshot Date: 11/01/2016

Comparison of Incumbency to Availability and Placement Goals

Job Group: 12 - 201610 - Postsecondary Teachers (Communication Disorders)

Test: Whole Person

Total Employees: 30

Total

	FEMALE	MINORITY
Employees (#)	18	7
Employees (%)	60.0	23.3
Availability (%) Goal	60.4	20.6
Test: Whole Person	NO	NO
Add'l Needed to Eliminate Problem Area (#)	0	0

California State University, Los Angeles

Snapshot Date: 11/01/2016

Comparison of Incumbency to Availability and Placement Goals

Job Group: 12 - 201615 - Postsecondary Teachers (Criminal Justice)

Test: Whole Person

Total Employees: 23

Total		
	FEMALE	MINORITY
Employees (#)	10	11
Employees (%)	43.5	47.8
Availability (%) Goal	56.8	26.8
Test: Whole Person	YES	NO
Add'l Needed to Eliminate Problem Area (#)	3	0

California State University, Los Angeles

Snapshot Date: 11/01/2016

Comparison of Incumbency to Availability and Placement Goals

Job Group: 12 - 201620 - Postsecondary Teachers (Public Health)

Test: Whole Person

Total Employees: 22

Total		
	FEMALE	MINORITY
Employees (#)	18	14
Employees (%)	81.8	63.6
Availability (%) Goal	69.5	27.0
Test: Whole Person	NO	NO
Add'l Needed to Eliminate Problem Area (#)	0	0

California State University, Los Angeles

Snapshot Date: 11/01/2016

Comparison of Incumbency to Availability and Placement Goals

Job Group: 12 - 201625 - Postsecondary Teachers (Kinesiology & Nutritnl Science)

Test: Whole Person

Total Employees: 84

Total		
	FEMALE	MINORITY
Employees (#)	47	43
Employees (%)	56.0	51.2
Availability (%) Goal	69.5	27.0
Test: Whole Person	YES	NO
Add'l Needed to Eliminate Problem Area (#)	11	0

California State University, Los Angeles

Snapshot Date: 11/01/2016

Comparison of Incumbency to Availability and Placement Goals

Job Group: 12 - 201630 - Postsecondary Teachers (Nursing)

Test: Whole Person

Total Employees: 62

Total		
	FEMALE	MINORITY
Employees (#)	53	32
Employees (%)	85.5	51.6
Availability (%) Goal	69.5	27.0
Test: Whole Person	NO	NO
Add'l Needed to Eliminate Problem Area (#)	0	0

California State University, Los Angeles

Snapshot Date: 11/01/2016

Comparison of Incumbency to Availability and Placement Goals

Job Group: 12 - 201635 - Postsecondary Teachers (Social Work)

Test: Whole Person

Total Employees: 48

Total		
	FEMALE	MINORITY
Employees (#)	36	33
Employees (%)	75.0	68.8
Availability (%) Goal	56.8	26.8
Test: Whole Person	NO	NO
Add'l Needed to Eliminate Problem Area (#)	0	0

California State University, Los Angeles

Snapshot Date: 11/01/2016

Comparison of Incumbency to Availability and Placement Goals

Job Group: 12 - 201640 - Postsecondary Teachers (HHS Advisement & Outreach Ctr)

Test: Whole Person

Total Employees: 5

Total		
	FEMALE	MINORITY
Employees (#)	2	3
Employees (%)	40.0	60.0
Availability (%) Goal	69.5	27.0
Test: Whole Person	YES	NO
Add'l Needed to Eliminate Problem Area (#)	1	0

California State University, Los Angeles

Snapshot Date: 11/01/2016

Comparison of Incumbency to Availability and Placement Goals

Job Group: 12 - 201650 - Postsecondary Teachers (Applied Gerontology Institute)

Test: Whole Person

Total Employees: 1

Total		
	FEMALE	MINORITY
Employees (#)	1	1
Employees (%)	100.0	100.0
Availability (%) Goal	69.5	27.0
Test: Whole Person	NO	NO
Add'l Needed to Eliminate Problem Area (#)	0	0

California State University, Los Angeles

Snapshot Date: 11/01/2016

Comparison of Incumbency to Availability and Placement Goals

Job Group: 12 - 201700 - Postsecondary Teachers (Natural & Social Sciences)

Test: Whole Person

Total Employees: 49

Total		
	FEMALE	MINORITY
Employees (#)	28	30
Employees (%)	57.1	61.2
Availability (%) Goal	39.0	22.4
Test: Whole Person	NO	NO
Add'l Needed to Eliminate Problem Area (#)	0	0

California State University, Los Angeles

Snapshot Date: 11/01/2016

Comparison of Incumbency to Availability and Placement Goals

Job Group: 12 - 201705 - Postsecondary Teachers (Anthropology)

Test: Whole Person

Total Employees: 22

Total		
	FEMALE	MINORITY
Employees (#)	17	7
Employees (%)	77.3	31.8
Availability (%) Goal	49.0	24.5
Test: Whole Person	NO	NO
Add'l Needed to Eliminate Problem Area (#)	0	0

California State University, Los Angeles

Snapshot Date: 11/01/2016

Comparison of Incumbency to Availability and Placement Goals

Job Group: 12 - 201707 - Postsecondary Teachers (Asian American Studies)

Test: Whole Person

Total Employees: 2

Total		
	FEMALE	MINORITY
Employees (#)	1	2
Employees (%)	50.0	100.0
Availability (%) Goal	44.3	19.1
Test: Whole Person	NO	NO
Add'l Needed to Eliminate Problem Area (#)	0	0

California State University, Los Angeles

Snapshot Date: 11/01/2016

Comparison of Incumbency to Availability and Placement Goals

Job Group: 12 - 201710 - Postsecondary Teachers (Biology and Microbiology)

Test: Whole Person

Total Employees: 48

Total		
	FEMALE	MINORITY
Employees (#)	19	25
Employees (%)	39.6	52.1
Availability (%) Goal	52.9	25.3
Test: Whole Person	YES	NO
Add'l Needed to Eliminate Problem Area (#)	6	0

California State University, Los Angeles

Snapshot Date: 11/01/2016

Comparison of Incumbency to Availability and Placement Goals

Job Group: 12 - 201715 - Postsecondary Teachers (Chemistry & Biochemistry)

Test: Whole Person

Total Employees: 39

Total		
	FEMALE	MINORITY
Employees (#)	15	22
Employees (%)	38.5	56.4
Availability (%) Goal	45.4	23.8
Test: Whole Person	YES	NO
Add'l Needed to Eliminate Problem Area (#)	2	0

California State University, Los Angeles

Snapshot Date: 11/01/2016

Comparison of Incumbency to Availability and Placement Goals

Job Group: 12 - 201720 - Postsecondary Teachers (Chicano Studies)

Test: Whole Person

Total Employees: 31

Total		
	FEMALE	MINORITY
Employees (#)	16	30
Employees (%)	51.6	96.8
Availability (%) Goal	49.0	24.5
Test: Whole Person	NO	NO
Add'l Needed to Eliminate Problem Area (#)	0	0

California State University, Los Angeles

Snapshot Date: 11/01/2016

Comparison of Incumbency to Availability and Placement Goals

Job Group: 12 - 201725 - Postsecondary Teachers (Geography & Urban Analysis)

Test: Whole Person

Total Employees: 3

Total		
	FEMALE	MINORITY
Employees (#)	2	3
Employees (%)	66.7	100.0
Availability (%) Goal	49.0	24.5
Test: Whole Person	NO	NO
Add'l Needed to Eliminate Problem Area (#)	0	0

California State University, Los Angeles

Snapshot Date: 11/01/2016

Comparison of Incumbency to Availability and Placement Goals

Job Group: 12 - 201730 - Postsecondary Teachers (Geological Sciences)

Test: Whole Person

Total Employees: 20

Total		
	FEMALE	MINORITY
Employees (#)	10	11
Employees (%)	50.0	55.0
Availability (%) Goal	40.9	11.1
Test: Whole Person	NO	NO
Add'l Needed to Eliminate Problem Area (#)	0	0

California State University, Los Angeles

Snapshot Date: 11/01/2016

Comparison of Incumbency to Availability and Placement Goals

Job Group: 12 - 201735 - Postsecondary Teachers (History)

Test: Whole Person

Total Employees: 30

Total

	FEMALE	MINORITY
Employees (#)	14	11
Employees (%)	46.7	36.7
Availability (%) Goal	44.3	19.1
Test: Whole Person	NO	NO
Add'l Needed to Eliminate Problem Area (#)	0	0

California State University, Los Angeles

Snapshot Date: 11/01/2016

Comparison of Incumbency to Availability and Placement Goals

Job Group: 12 - 201740 - Postsecondary Teachers (Latin American Studies)

Test: Whole Person

Total Employees: 5

Total		
	FEMALE	MINORITY
Employees (#)	2	3
Employees (%)	40.0	60.0
Availability (%) Goal	44.3	19.1
Test: Whole Person	NO	NO
Add'l Needed to Eliminate Problem Area (#)	0	0

California State University, Los Angeles

Snapshot Date: 11/01/2016

Comparison of Incumbency to Availability and Placement Goals

Job Group: 12 - 201745 - Postsecondary Teachers (Mathematics)

Test: Whole Person

Total Employees: 78

Total		
	FEMALE	MINORITY
Employees (#)	36	49
Employees (%)	46.2	62.8
Availability (%) Goal	28.9	20.4
Test: Whole Person	NO	NO
Add'l Needed to Eliminate Problem Area (#)	0	0

California State University, Los Angeles

Snapshot Date: 11/01/2016

Comparison of Incumbency to Availability and Placement Goals

Job Group: 12 - 201750 - Postsecondary Teachers (Pan African Studies)

Test: Whole Person

Total Employees: 12

Total		
	FEMALE	MINORITY
Employees (#)	5	12
Employees (%)	41.7	100.0
Availability (%) Goal	44.3	19.1
Test: Whole Person	NO	NO
Add'l Needed to Eliminate Problem Area (#)	0	0

California State University, Los Angeles

Snapshot Date: 11/01/2016

Comparison of Incumbency to Availability and Placement Goals

Job Group: 12 - 201755 - Postsecondary Teachers (Physics and Astronomy)

Test: Whole Person

Total Employees: 28

Total		
	FEMALE	MINORITY
Employees (#)	4	12
Employees (%)	14.3	42.9
Availability (%) Goal	18.9	18.2
Test: Whole Person	YES	NO
Add'l Needed to Eliminate Problem Area (#)	1	0

California State University, Los Angeles

Snapshot Date: 11/01/2016

Comparison of Incumbency to Availability and Placement Goals

Job Group: 12 - 201760 - Postsecondary Teachers (Political Science)

Test: Whole Person

Total Employees: 17

Total		
	FEMALE	MINORITY
Employees (#)	8	9
Employees (%)	47.1	52.9
Availability (%) Goal	49.0	24.5
Test: Whole Person	NO	NO
Add'l Needed to Eliminate Problem Area (#)	0	0

California State University, Los Angeles

Snapshot Date: 11/01/2016

Comparison of Incumbency to Availability and Placement Goals

Job Group: 12 - 201765 - Postsecondary Teachers (Psychology)

Test: Whole Person

Total Employees: 39

Total		
	FEMALE	MINORITY
Employees (#)	26	14
Employees (%)	66.7	35.9
Availability (%) Goal	58.8	23.7
Test: Whole Person	NO	NO
Add'l Needed to Eliminate Problem Area (#)	0	0

California State University, Los Angeles

Snapshot Date: 11/01/2016

Comparison of Incumbency to Availability and Placement Goals

Job Group: 12 - 201770 - Postsecondary Teachers (Sociology)

Test: Whole Person

Total Employees: 39

Total		
	FEMALE	MINORITY
Employees (#)	17	15
Employees (%)	43.6	38.5
Availability (%) Goal	49.0	24.5
Test: Whole Person	YES	NO
Add'l Needed to Eliminate Problem Area (#)	2	0

California State University, Los Angeles

Snapshot Date: 11/01/2016

Comparison of Incumbency to Availability and Placement Goals

Job Group: 12 - 201800 - Postsecondary Teachers (Extended Education)

Test: Whole Person

Total Employees: 13

Total		
	FEMALE	MINORITY
Employees (#)	8	7
Employees (%)	61.5	53.8
Availability (%) Goal	68.4	27.4
Test: Whole Person	NO	NO
Add'l Needed to Eliminate Problem Area (#)	0	0

California State University, Los Angeles

Snapshot Date: 11/01/2016

Comparison of Incumbency to Availability and Placement Goals

Job Group: 14 - Service Occupations

Test: Whole Person

Total Employees: 270

Total		
	FEMALE	MINORITY
Employees (#)	114	229
Employees (%)	42.2	84.8
Availability (%) Goal	25.1	79.5
Test: Whole Person	NO	NO
Add'l Needed to Eliminate Problem Area (#)	0	0

California State University, Los Angeles

Snapshot Date: 11/01/2016

Comparison of Incumbency to Availability and Placement Goals

Job Group: 2 - Community Service, Legal, Arts, and Media Occupations

Test: Whole Person

Total Employees: 23

Total

	FEMALE	MINORITY
Employees (#)	12	19
Employees (%)	52.2	82.6
Availability (%) Goal	53.6	45.4
Test: Whole Person	NO	NO
Add'l Needed to Eliminate Problem Area (#)	0	0

California State University, Los Angeles

Snapshot Date: 11/01/2016

Comparison of Incumbency to Availability and Placement Goals

Job Group: 3 - Computer, Engineering, and Science Occupations

Test: Whole Person

Total Employees: 88

Total		
	FEMALE	MINORITY
Employees (#)	23	68
Employees (%)	26.1	77.3
Availability (%) Goal	28.5	60.1
Test: Whole Person	YES	NO
Add'l Needed to Eliminate Problem Area (#)	2	0

California State University, Los Angeles

Snapshot Date: 11/01/2016

Comparison of Incumbency to Availability and Placement Goals

Job Group: 4 - Graduate Assistants

Test: Whole Person

Total Employees: 176

Total		
	FEMALE	MINORITY
Employees (#)	104	138
Employees (%)	59.1	78.4
Availability (%) Goal	72.4	55.1
Test: Whole Person	YES	NO
Add'l Needed to Eliminate Problem Area (#)	23	0

California State University, Los Angeles

Snapshot Date: 11/01/2016

Comparison of Incumbency to Availability and Placement Goals

Job Group: 5 - Healthcare Practitioners and Technical Occupations

Test: Whole Person

Total Employees: 24

Total

	FEMALE	MINORITY
Employees (#)	15	21
Employees (%)	62.5	87.5
Availability (%) Goal	66.7	66.9
Test: Whole Person	NO	NO
Add'l Needed to Eliminate Problem Area (#)	0	0

California State University, Los Angeles

Snapshot Date: 11/01/2016

Comparison of Incumbency to Availability and Placement Goals

Job Group: 6 - Librarians, Curators, and Archivists

Test: Whole Person

Total Employees: 11

Total		
	FEMALE	MINORITY
Employees (#)	6	5
Employees (%)	54.5	45.5
Availability (%) Goal	76.7	35.3
Test: Whole Person	YES	NO
Add'l Needed to Eliminate Problem Area (#)	2	0

California State University, Los Angeles

Snapshot Date: 11/01/2016

Comparison of Incumbency to Availability and Placement Goals

Job Group: 7 - Management Occupations

Test: Whole Person

Total Employees: 192

Total		
	FEMALE	MINORITY
Employees (#)	99	119
Employees (%)	51.6	62.0
Availability (%) Goal	66.0	42.0
Test: Whole Person	YES	NO
Add'l Needed to Eliminate Problem Area (#)	27	0

California State University, Los Angeles

Snapshot Date: 11/01/2016

Comparison of Incumbency to Availability and Placement Goals

Job Group: 8 - Natural Resources, Construction, and Maintenance Occupations

Test: Whole Person

Total Employees: 59

Total		
	FEMALE	MINORITY
Employees (#)	0	51
Employees (%)	0.0	86.4
Availability (%) Goal	4.7	77.5
Test: Whole Person	YES	NO
Add'l Needed to Eliminate Problem Area (#)	2	0

California State University, Los Angeles

Snapshot Date: 11/01/2016

Comparison of Incumbency to Availability and Placement Goals

Job Group: 9 - Office and Administrative Support Occupations

Test: Whole Person

Total Employees: 287

Total		
	FEMALE	MINORITY
Employees (#)	239	255
Employees (%)	83.3	88.9
Availability (%) Goal	80.0	62.2
Test: Whole Person	NO	NO
Add'l Needed to Eliminate Problem Area (#)	0	0

California State University, Los Angeles
Goals Progress

Job Group	Representation as of Previous AAP				Goal/Availability from Previous AAP	Placements*			Achieved?
	Total Employees	Gender/Race Groups	#	%		Total Placements	#	%	
12 - 102400 - Postsecondary Teachers (Athletics Department)	22	Females	10	45.45%	58.50%	9	2	22.22%	NO
		Minority	10	45.45%			6	66.67%	
12 - 201000 - Postsecondary Teachers (Arts & Letters)	4	Females	1	25.00%	52.00%	1	0	0.00%	NO
		Minority	3	75.00%			1	100.00%	
12 - 201015 - Postsecondary Teachers (Communication Studies)	43	Females	18	41.86%	60.00%	15	9	60.00%	NO
		Minority	23	53.49%			11	73.33%	
12 - 201020 - Postsecondary Teachers (English)	91	Females	48	52.75%	58.70%	3	2	66.67%	YES
		Minority	41	45.05%			1	33.33%	
12 - 201040 - Postsecondary Teachers (Philosophy)	16	Females	3	18.75%	45.30%	2	1	50.00%	YES
		Minority	4	25.00%			2	100.00%	
12 - 201055 - Postsecondary Teachers (TVFM)	29	Females	9	31.03%	54.70%	10	5	50.00%	NO
		Minority	13	44.83%			5	50.00%	
12 - 201205 - Postsecondary Teachers (Accounting Department)	28	Females	9	32.14%	51.20%	9	4	44.44%	NO
		Minority	14	50.00%			4	44.44%	
12 - 201215 - Postsecondary Teachers (Economics & Statistics)	29	Females	10	34.48%	48.80%	2	1	50.00%	YES
		Minority	16	55.17%			0	0.00%	
12 - 201220 - Postsecondary Teachers (Finance and Law)	17	Females	6	35.29%	42.90%	2	1	50.00%	YES
		Minority	12	70.59%			2	100.00%	
12 - 201225 - Postsecondary Teachers (Management)	45	Females	13	28.89%	51.20%	12	4	33.33%	NO
		Minority	24	53.33%			9	75.00%	

* Placements consist of hires and promotions into the target job group from 11/01/2015 to 10/31/2016

California State University, Los Angeles
Goals Progress

Job Group	Representation as of Previous AAP				Goal/Availability from Previous AAP	Placements*			Achieved?
	Total Employees	Gender/Race Groups	#	%		Total Placements	#	%	
12 - 201410 - Postsecondary Teachers (Curriculum & Instruction)	33	Females	20	60.61%	70.50%	1	1	100.00%	YES
		Minority	18	54.55%			1	100.00%	
12 - 201415 - Postsecondary Teachers (AASE)	41	Females	26	63.41%	66.00%	5	3	60.00%	NO
		Minority	25	60.98%			3	60.00%	
12 - 201505 - Postsecondary Teachers (Civil Engineering)	30	Females	4	13.33%	27.40%	5	0	0.00%	NO
		Minority	21	70.00%			1	20.00%	
12 - 201620 - Postsecondary Teachers (Public Health)	18	Females	11	61.11%	72.50%	9	7	77.78%	YES
		Minority	10	55.56%			6	66.67%	
12 - 201625 - Postsecondary Teachers (Kinesiology & Nutritnl Science)	62	Females	30	48.39%	72.50%	22	12	54.55%	NO
		Minority	34	54.84%			10	45.45%	
12 - 201640 - Postsecondary Teachers (HHS Advisement & Outreach Ctr)	7	Females	2	28.57%	72.50%	0	0	0.00%	NO
		Minority	5	71.43%			0	0.00%	
12 - 201710 - Postsecondary Teachers (Biology and Microbiology)	40	Females	19	47.50%	51.50%	10	5	50.00%	NO
		Minority	24	60.00%			6	60.00%	
12 - 201755 - Postsecondary Teachers (Physics and Astronomy)	26	Females	3	11.54%	19.30%	2	0	0.00%	NO
		Minority	12	46.15%			1	50.00%	
12 - 201770 - Postsecondary Teachers (Sociology)	34	Females	15	44.12%	48.80%	10	4	40.00%	NO
		Minority	15	44.12%			3	30.00%	

* Placements consist of hires and promotions into the target job group from 11/01/2015 to 10/31/2016

California State University, Los Angeles
Goals Progress

Job Group	Representation as of Previous AAP				Goal/Availability from Previous AAP	Placements*			Achieved?
	Total Employees	Gender/Race Groups	#	%		Total Placements	#	%	
12 - 201800 - Postsecondary Teachers (Extended Education)	23	Females	11	47.83%	66.80%	20	12	60.00%	NO
		Minority	12	52.17%			10	50.00%	
2 - Community Service, Legal, Arts, and Media Occupations	21	Females	9	42.86%	50.60%	7	6	85.71%	YES
		Minority	15	71.43%			7	100.00%	
3 - Computer, Engineering, and Science Occupations	86	Females	22	25.58%	28.30%	7	1	14.29%	NO
		Minority	66	76.74%			6	85.71%	
4 - Graduate Assistants	112	Females	70	62.50%	72.40%	159	92	57.86%	NO
		Minority	77	68.75%			126	79.25%	
6 - Librarians, Curators, and Archivists	11	Females	7	63.64%	77.60%	0	0	0.00%	NO
		Minority	5	45.45%			0	0.00%	
7 - Management Occupations	170	Females	85	50.00%	66.40%	31	15	48.39%	NO
		Minority	109	64.12%			19	61.29%	
8 - Natural Resources, Construction, and Maintenance Occupations	58	Females	0	0.00%	4.90%	6	0	0.00%	NO
		Minority	49	84.48%			6	100.00%	

* Placements consist of hires and promotions into the target job group from 11/01/2015 to 10/31/2016

California State University, Los Angeles

Snapshot Date: 11/01/2016

Personnel Transactions Summary

Job Group: 1 - Business and Financial Operations Occupations

Transaction Dates: 11/01/2015 To 10/31/2016

	<i>Applicants</i>				<i>Hires</i>			<i>Terminations (I)</i>			<i>Terminations (V)</i>		
	Males	Females	UNKNOWN (GENDER)	TOTAL RACE	Males	Females	TOTAL RACE	Males	Females	TOTAL RACE	Males	Females	TOTAL RACE
White	1	0	0	1	0	0	0	0	0	0	0	0	0
Afr. Amer.	0	1	0	1	0	1	1	0	0	0	0	0	0
Hispanic	1	3	0	4	1	1	2	0	0	0	0	1	1
Asian	1	4	0	5	0	1	1	0	0	0	0	0	0
Nat. Amer.	0	0	0	0	0	0	0	0	0	0	0	0	0
NHOPI	0	0	0	0	0	0	0	0	0	0	0	0	0
Two or More	0	0	0	0	0	0	0	0	0	0	0	0	0
Unknown (Race)	184	297	21	502									
Total	187	305	21	513	1	3	4	0	0	0	0	1	1
Total Minority	2	8	0	10	1	3	4	0	0	0	0	1	1

	<i>Promotions From</i>			<i>Promotions Into</i>			<i>Promotions Within</i>		
	Males	Females	TOTAL RACE	Males	Females	TOTAL RACE	Males	Females	TOTAL RACE
White	0	0	0	0	0	0	0	0	0
Afr. Amer.	0	0	0	0	0	0	0	0	0
Hispanic	0	0	0	0	0	0	0	0	0
Asian	0	1	1	0	0	0	0	0	0
Nat. Amer.	0	0	0	0	0	0	0	0	0
NHOPI	0	0	0	0	0	0	0	0	0
Two or More	0	0	0	0	0	0	0	0	0
Total	0	1	1	0	0	0	0	0	0
Total Minority	0	1	1	0	0	0	0	0	0

California State University, Los Angeles

Snapshot Date: 11/01/2016

Personnel Transactions Summary

Job Group: 10 - Student and Academic Affairs and Other Education Services Occupations

Transaction Dates: 11/01/2015 To 10/31/2016

	<i>Applicants</i>				<i>Hires</i>			<i>Terminations (I)</i>			<i>Terminations (V)</i>		
	Males	Females	UNKNOWN (GENDER)	TOTAL RACE	Males	Females	TOTAL RACE	Males	Females	TOTAL RACE	Males	Females	TOTAL RACE
White	15	5	0	20	4	1	5	0	0	0	6	4	10
Afr. Amer.	5	9	0	14	0	1	1	0	0	0	0	0	0
Hispanic	30	37	0	67	5	9	14	0	0	0	3	3	6
Asian	29	14	0	43	2	3	5	0	0	0	2	2	4
Nat. Amer.	0	0	0	0	0	0	0	0	0	0	0	1	1
NHOPI	0	0	0	0	0	0	0	0	0	0	0	0	0
Two or More	0	4	0	4	0	3	3	0	0	0	0	0	0
Unknown (Race)	2,349	4,249	538	7136									
Total	2428	4318	538	7284	11	17	28	0	0	0	11	10	21
Total Minority	64	64	0	128	7	16	23	0	0	0	5	6	11

	<i>Promotions From</i>			<i>Promotions Into</i>			<i>Promotions Within</i>		
	Males	Females	TOTAL RACE	Males	Females	TOTAL RACE	Males	Females	TOTAL RACE
White	0	0	0	0	0	0	0	0	0
Afr. Amer.	0	0	0	0	1	1	0	0	0
Hispanic	1	0	1	0	2	2	3	2	5
Asian	0	1	1	0	3	3	1	0	1
Nat. Amer.	0	0	0	0	0	0	0	0	0
NHOPI	0	0	0	0	0	0	0	0	0
Two or More	0	1	1	0	0	0	0	0	0
Total	1	2	3	0	6	6	4	2	6
Total Minority	1	2	3	0	6	6	4	2	6

California State University, Los Angeles

Snapshot Date: 11/01/2016

Personnel Transactions Summary

Job Group: 11 - Production, Transportation, and Material Moving Occupations

Transaction Dates: 11/01/2015 To 10/31/2016

	<i>Applicants</i>				<i>Hires</i>			<i>Terminations (I)</i>			<i>Terminations (V)</i>		
	Males	Females	UNKNOWN (GENDER)	TOTAL RACE	Males	Females	TOTAL RACE	Males	Females	TOTAL RACE	Males	Females	TOTAL RACE
White	0	0	0	0	0	0	0	0	0	0	0	0	0
Afr. Amer.	0	0	0	0	0	0	0	0	0	0	0	0	0
Hispanic	0	0	0	0	0	0	0	0	0	0	0	0	0
Asian	0	0	0	0	0	0	0	0	0	0	0	0	0
Nat. Amer.	0	0	0	0	0	0	0	0	0	0	0	0	0
NHOPI	0	0	0	0	0	0	0	0	0	0	0	0	0
Two or More	0	0	0	0	0	0	0	0	0	0	0	0	0
Unknown (Race)	0	0	0	0									
Total	0	0	0	0	0	0	0	0	0	0	0	0	0
Total Minority	0	0	0	0	0	0	0	0	0	0	0	0	0

	<i>Promotions From</i>			<i>Promotions Into</i>			<i>Promotions Within</i>		
	Males	Females	TOTAL RACE	Males	Females	TOTAL RACE	Males	Females	TOTAL RACE
White	0	0	0	0	0	0	0	0	0
Afr. Amer.	0	0	0	0	0	0	0	0	0
Hispanic	0	0	0	0	0	0	0	0	0
Asian	0	0	0	0	0	0	0	0	0
Nat. Amer.	0	0	0	0	0	0	0	0	0
NHOPI	0	0	0	0	0	0	0	0	0
Two or More	0	0	0	0	0	0	0	0	0
Total	0	0	0	0	0	0	0	0	0
Total Minority	0	0	0	0	0	0	0	0	0

California State University, Los Angeles

Snapshot Date: 11/01/2016

Personnel Transactions Summary

Job Group: 12 - 102400 - Postsecondary Teachers (Athletics Department)

Transaction Dates: 11/01/2015 To 10/31/2016

	<i>Applicants</i>				<i>Hires</i>			<i>Terminations (I)</i>			<i>Terminations (V)</i>		
	Males	Females	UNKNOWN (GENDER)	TOTAL RACE	Males	Females	TOTAL RACE	Males	Females	TOTAL RACE	Males	Females	TOTAL RACE
White	2	1	0	3	2	1	3	0	0	0	3	2	5
Afr. Amer.	2	1	0	3	2	1	3	0	0	0	1	1	2
Hispanic	2	0	0	2	2	0	2	0	0	0	2	0	2
Asian	1	0	0	1	1	0	1	0	0	0	1	1	2
Nat. Amer.	0	0	0	0	0	0	0	0	0	0	0	0	0
NHOPI	0	0	0	0	0	0	0	0	0	0	0	0	0
Two or More	0	0	0	0	0	0	0	0	0	0	0	0	0
Unknown (Race)	0	0	1	1									
Total	7	2	1	10	7	2	9	0	0	0	7	4	11
Total Minority	5	1	0	6	5	1	6	0	0	0	4	2	6

	<i>Promotions From</i>			<i>Promotions Into</i>			<i>Promotions Within</i>		
	Males	Females	TOTAL RACE	Males	Females	TOTAL RACE	Males	Females	TOTAL RACE
White	0	0	0	0	0	0	0	0	0
Afr. Amer.	0	0	0	0	0	0	0	0	0
Hispanic	0	0	0	0	0	0	0	0	0
Asian	0	0	0	0	0	0	0	0	0
Nat. Amer.	0	0	0	0	0	0	0	0	0
NHOPI	0	0	0	0	0	0	0	0	0
Two or More	0	0	0	0	0	0	0	0	0
Total	0	0	0	0	0	0	0	0	0
Total Minority	0	0	0	0	0	0	0	0	0

California State University, Los Angeles

Snapshot Date: 11/01/2016

Personnel Transactions Summary

Job Group: 12 - 200120 - Postsecondary Teachers (Honors College)

Transaction Dates: 11/01/2015 To 10/31/2016

	<i>Applicants</i>				<i>Hires</i>			<i>Terminations (I)</i>			<i>Terminations (V)</i>		
	Males	Females	UNKNOWN (GENDER)	TOTAL RACE	Males	Females	TOTAL RACE	Males	Females	TOTAL RACE	Males	Females	TOTAL RACE
White	0	1	0	1	0	1	1	0	0	0	0	1	1
Afr. Amer.	0	0	0	0	0	0	0	0	0	0	0	0	0
Hispanic	0	0	0	0	0	0	0	0	0	0	0	0	0
Asian	0	0	0	0	0	0	0	0	0	0	0	0	0
Nat. Amer.	0	0	0	0	0	0	0	0	0	0	0	0	0
NHOPI	0	0	0	0	0	0	0	0	0	0	0	0	0
Two or More	0	0	0	0	0	0	0	0	0	0	0	0	0
Unknown (Race)	0	0	0	0									
Total	0	1	0	1	0	1	1	0	0	0	0	1	1
Total Minority	0	0	0	0	0	0	0	0	0	0	0	0	0

	<i>Promotions From</i>			<i>Promotions Into</i>			<i>Promotions Within</i>		
	Males	Females	TOTAL RACE	Males	Females	TOTAL RACE	Males	Females	TOTAL RACE
White	0	0	0	0	0	0	0	0	0
Afr. Amer.	0	0	0	0	0	0	0	0	0
Hispanic	0	0	0	0	0	0	0	0	0
Asian	0	0	0	0	0	0	0	0	0
Nat. Amer.	0	0	0	0	0	0	0	0	0
NHOPI	0	0	0	0	0	0	0	0	0
Two or More	0	0	0	0	0	0	0	0	0
Total	0	0	0	0	0	0	0	0	0
Total Minority	0	0	0	0	0	0	0	0	0

California State University, Los Angeles

Snapshot Date: 11/01/2016

Personnel Transactions Summary

Job Group: 12 - 200410 - Postsecondary Teachers (Academic Advisement Center)

Transaction Dates: 11/01/2015 To 10/31/2016

	<i>Applicants</i>				<i>Hires</i>			<i>Terminations (I)</i>			<i>Terminations (V)</i>		
	Males	Females	UNKNOWN (GENDER)	TOTAL RACE	Males	Females	TOTAL RACE	Males	Females	TOTAL RACE	Males	Females	TOTAL RACE
White	0	0	0	0	0	0	0	0	0	0	0	0	0
Afr. Amer.	0	0	0	0	0	0	0	0	0	0	0	0	0
Hispanic	0	0	0	0	0	0	0	0	0	0	0	0	0
Asian	0	0	0	0	0	0	0	0	0	0	0	0	0
Nat. Amer.	0	0	0	0	0	0	0	0	0	0	0	0	0
NHOPI	0	0	0	0	0	0	0	0	0	0	0	0	0
Two or More	0	0	0	0	0	0	0	0	0	0	0	0	0
Unknown (Race)	0	0	0	0									
Total	0	0	0	0	0	0	0	0	0	0	0	0	0
Total Minority	0	0	0	0	0	0	0	0	0	0	0	0	0

	<i>Promotions From</i>			<i>Promotions Into</i>			<i>Promotions Within</i>		
	Males	Females	TOTAL RACE	Males	Females	TOTAL RACE	Males	Females	TOTAL RACE
White	0	0	0	0	0	0	0	0	0
Afr. Amer.	0	0	0	0	0	0	0	0	0
Hispanic	0	0	0	0	0	0	0	0	0
Asian	0	0	0	0	0	0	0	0	0
Nat. Amer.	0	0	0	0	0	0	0	0	0
NHOPI	0	0	0	0	0	0	0	0	0
Two or More	0	0	0	0	0	0	0	0	0
Total	0	0	0	0	0	0	0	0	0
Total Minority	0	0	0	0	0	0	0	0	0

California State University, Los Angeles

Snapshot Date: 11/01/2016

Personnel Transactions Summary

Job Group: 12 - 200425 - Postsecondary Teachers (University Writing Center)

Transaction Dates: 11/01/2015 To 10/31/2016

	<i>Applicants</i>				<i>Hires</i>			<i>Terminations (I)</i>			<i>Terminations (V)</i>		
	Males	Females	UNKNOWN (GENDER)	TOTAL RACE	Males	Females	TOTAL RACE	Males	Females	TOTAL RACE	Males	Females	TOTAL RACE
White	0	0	0	0	0	0	0	0	0	0	0	0	0
Afr. Amer.	0	0	0	0	0	0	0	0	0	0	0	0	0
Hispanic	0	0	0	0	0	0	0	0	0	0	0	0	0
Asian	0	0	0	0	0	0	0	0	0	0	0	0	0
Nat. Amer.	0	0	0	0	0	0	0	0	0	0	0	0	0
NHOPI	0	0	0	0	0	0	0	0	0	0	0	0	0
Two or More	0	0	0	0	0	0	0	0	0	0	0	0	0
Unknown (Race)	0	0	0	0									
Total	0	0	0	0	0	0	0	0	0	0	0	0	0
Total Minority	0	0	0	0	0	0	0	0	0	0	0	0	0

	<i>Promotions From</i>			<i>Promotions Into</i>			<i>Promotions Within</i>		
	Males	Females	TOTAL RACE	Males	Females	TOTAL RACE	Males	Females	TOTAL RACE
White	0	0	0	0	0	0	0	0	0
Afr. Amer.	0	0	0	0	0	0	0	0	0
Hispanic	0	0	0	0	0	0	0	0	0
Asian	0	0	0	0	0	0	0	0	0
Nat. Amer.	0	0	0	0	0	0	0	0	0
NHOPI	0	0	0	0	0	0	0	0	0
Two or More	0	0	0	0	0	0	0	0	0
Total	0	0	0	0	0	0	0	0	0
Total Minority	0	0	0	0	0	0	0	0	0

California State University, Los Angeles

Snapshot Date: 11/01/2016

Personnel Transactions Summary

Job Group: 12 - 200505 - Postsecondary Teachers (Cal State Teach)

Transaction Dates: 11/01/2015 To 10/31/2016

	<i>Applicants</i>				<i>Hires</i>			<i>Terminations (I)</i>			<i>Terminations (V)</i>		
	Males	Females	UNKNOWN (GENDER)	TOTAL RACE	Males	Females	TOTAL RACE	Males	Females	TOTAL RACE	Males	Females	TOTAL RACE
White	2	2	0	4	2	2	4	0	0	0	1	1	2
Afr. Amer.	4	0	0	4	4	0	4	0	0	0	0	0	0
Hispanic	0	2	0	2	0	2	2	0	0	0	0	0	0
Asian	0	0	0	0	0	0	0	0	0	0	0	0	0
Nat. Amer.	0	0	0	0	0	0	0	0	0	0	0	0	0
NHOPI	0	0	0	0	0	0	0	0	0	0	0	0	0
Two or More	0	0	0	0	0	0	0	0	0	0	0	0	0
Unknown (Race)	0	1	1	2									
Total	6	5	1	12	6	4	10	0	0	0	1	1	2
Total Minority	4	2	0	6	4	2	6	0	0	0	0	0	0

	<i>Promotions From</i>			<i>Promotions Into</i>			<i>Promotions Within</i>		
	Males	Females	TOTAL RACE	Males	Females	TOTAL RACE	Males	Females	TOTAL RACE
White	0	0	0	0	0	0	0	0	0
Afr. Amer.	0	0	0	0	0	0	0	0	0
Hispanic	0	0	0	0	0	0	0	0	0
Asian	0	0	0	0	0	0	0	0	0
Nat. Amer.	0	0	0	0	0	0	0	0	0
NHOPI	0	0	0	0	0	0	0	0	0
Two or More	0	0	0	0	0	0	0	0	0
Total	0	0	0	0	0	0	0	0	0
Total Minority	0	0	0	0	0	0	0	0	0

California State University, Los Angeles

Snapshot Date: 11/01/2016

Personnel Transactions Summary

Job Group: 12 - 201000 - Postsecondary Teachers (Arts & Letters)

Transaction Dates: 11/01/2015 To 10/31/2016

	<i>Applicants</i>				<i>Hires</i>			<i>Terminations (I)</i>			<i>Terminations (V)</i>		
	Males	Females	UNKNOWN (GENDER)	TOTAL RACE	Males	Females	TOTAL RACE	Males	Females	TOTAL RACE	Males	Females	TOTAL RACE
White	0	0	0	0	0	0	0	0	0	0	0	0	0
Afr. Amer.	0	0	0	0	0	0	0	0	0	0	0	0	0
Hispanic	1	0	0	1	1	0	1	0	0	0	0	0	0
Asian	0	0	0	0	0	0	0	0	0	0	0	0	0
Nat. Amer.	0	0	0	0	0	0	0	0	0	0	0	0	0
NHOPI	0	0	0	0	0	0	0	0	0	0	0	0	0
Two or More	0	0	0	0	0	0	0	0	0	0	1	0	1
Unknown (Race)	0	0	0	0									
Total	1	0	0	1	1	0	1	0	0	0	1	0	1
Total Minority	1	0	0	1	1	0	1	0	0	0	1	0	1

	<i>Promotions From</i>			<i>Promotions Into</i>			<i>Promotions Within</i>		
	Males	Females	TOTAL RACE	Males	Females	TOTAL RACE	Males	Females	TOTAL RACE
White	0	0	0	0	0	0	0	0	0
Afr. Amer.	0	0	0	0	0	0	0	0	0
Hispanic	0	0	0	0	0	0	0	0	0
Asian	0	0	0	0	0	0	0	0	0
Nat. Amer.	0	0	0	0	0	0	0	0	0
NHOPI	0	0	0	0	0	0	0	0	0
Two or More	0	0	0	0	0	0	0	0	0
Total	0	0	0	0	0	0	0	0	0
Total Minority	0	0	0	0	0	0	0	0	0

California State University, Los Angeles

Snapshot Date: 11/01/2016

Personnel Transactions Summary

Job Group: 12 - 201010 - Postsecondary Teachers (Art)

Transaction Dates: 11/01/2015 To 10/31/2016

	<i>Applicants</i>				<i>Hires</i>			<i>Terminations (I)</i>			<i>Terminations (V)</i>		
	Males	Females	UNKNOWN (GENDER)	TOTAL RACE	Males	Females	TOTAL RACE	Males	Females	TOTAL RACE	Males	Females	TOTAL RACE
White	4	1	0	5	4	1	5	0	0	0	9	6	15
Afr. Amer.	0	1	0	1	0	1	1	0	0	0	1	1	2
Hispanic	0	1	0	1	0	1	1	0	0	0	0	3	3
Asian	0	3	0	3	0	3	3	0	0	0	0	2	2
Nat. Amer.	0	0	0	0	0	0	0	0	0	0	0	0	0
NHOPI	0	0	0	0	0	0	0	0	0	0	0	0	0
Two or More	0	1	0	1	0	1	1	0	0	0	0	1	1
Unknown (Race)	0	0	0	0									
Total	4	7	0	11	4	7	11	0	0	0	10	13	23
Total Minority	0	6	0	6	0	6	6	0	0	0	1	7	8

	<i>Promotions From</i>			<i>Promotions Into</i>			<i>Promotions Within</i>		
	Males	Females	TOTAL RACE	Males	Females	TOTAL RACE	Males	Females	TOTAL RACE
White	0	0	0	0	0	0	0	0	0
Afr. Amer.	0	0	0	0	0	0	0	0	0
Hispanic	0	0	0	0	0	0	0	0	0
Asian	0	0	0	0	0	0	0	0	0
Nat. Amer.	0	0	0	0	0	0	0	0	0
NHOPI	0	0	0	0	0	0	1	0	1
Two or More	0	0	0	0	0	0	0	0	0
Total	0	0	0	0	0	0	1	0	1
Total Minority	0	0	0	0	0	0	1	0	1

California State University, Los Angeles

Snapshot Date: 11/01/2016

Personnel Transactions Summary

Job Group: 12 - 201015 - Postsecondary Teachers (Communication Studies)

Transaction Dates: 11/01/2015 To 10/31/2016

	<i>Applicants</i>				<i>Hires</i>			<i>Terminations (I)</i>			<i>Terminations (V)</i>		
	Males	Females	UNKNOWN (GENDER)	TOTAL RACE	Males	Females	TOTAL RACE	Males	Females	TOTAL RACE	Males	Females	TOTAL RACE
White	2	2	0	4	2	2	4	0	0	0	4	1	5
Afr. Amer.	0	1	0	1	0	1	1	0	0	0	0	2	2
Hispanic	2	5	0	7	2	5	7	0	0	0	2	0	2
Asian	1	1	0	2	1	1	2	0	0	0	0	0	0
Nat. Amer.	0	0	0	0	0	0	0	0	0	0	0	0	0
NHOPI	0	0	0	0	0	0	0	0	0	0	0	0	0
Two or More	1	0	0	1	1	0	1	0	0	0	2	0	2
Unknown (Race)	0	0	0	0									
Total	6	9	0	15	6	9	15	0	0	0	8	3	11
Total Minority	4	7	0	11	4	7	11	0	0	0	4	2	6

	<i>Promotions From</i>			<i>Promotions Into</i>			<i>Promotions Within</i>		
	Males	Females	TOTAL RACE	Males	Females	TOTAL RACE	Males	Females	TOTAL RACE
White	0	0	0	0	0	0	0	0	0
Afr. Amer.	0	0	0	0	0	0	0	0	0
Hispanic	0	0	0	0	0	0	0	0	0
Asian	0	0	0	0	0	0	0	0	0
Nat. Amer.	0	0	0	0	0	0	0	0	0
NHOPI	0	0	0	0	0	0	0	0	0
Two or More	0	0	0	0	0	0	0	0	0
Total	0	0	0	0	0	0	0	0	0
Total Minority	0	0	0	0	0	0	0	0	0

California State University, Los Angeles

Snapshot Date: 11/01/2016

Personnel Transactions Summary

Job Group: 12 - 201020 - Postsecondary Teachers (English)

Transaction Dates: 11/01/2015 To 10/31/2016

	<i>Applicants</i>				<i>Hires</i>			<i>Terminations (I)</i>			<i>Terminations (V)</i>		
	Males	Females	UNKNOWN (GENDER)	TOTAL RACE	Males	Females	TOTAL RACE	Males	Females	TOTAL RACE	Males	Females	TOTAL RACE
White	1	1	0	2	1	1	2	0	0	0	1	3	4
Afr. Amer.	0	0	0	0	0	0	0	0	0	0	1	0	1
Hispanic	0	1	0	1	0	1	1	0	0	0	1	1	2
Asian	0	0	0	0	0	0	0	0	0	0	1	1	2
Nat. Amer.	0	0	0	0	0	0	0	0	0	0	0	0	0
NHOPI	0	0	0	0	0	0	0	0	0	0	0	0	0
Two or More	0	0	0	0	0	0	0	0	0	0	1	1	2
Unknown (Race)	0	0	0	0									
Total	1	2	0	3	1	2	3	0	0	0	5	6	11
Total Minority	0	1	0	1	0	1	1	0	0	0	4	3	7

	<i>Promotions From</i>			<i>Promotions Into</i>			<i>Promotions Within</i>		
	Males	Females	TOTAL RACE	Males	Females	TOTAL RACE	Males	Females	TOTAL RACE
White	0	0	0	0	0	0	0	0	0
Afr. Amer.	0	0	0	0	0	0	0	0	0
Hispanic	0	0	0	0	0	0	0	0	0
Asian	0	0	0	0	0	0	0	0	0
Nat. Amer.	0	0	0	0	0	0	0	0	0
NHOPI	0	0	0	0	0	0	0	0	0
Two or More	0	0	0	0	0	0	0	0	0
Total	0	0	0	0	0	0	0	0	0
Total Minority	0	0	0	0	0	0	0	0	0

California State University, Los Angeles

Snapshot Date: 11/01/2016

Personnel Transactions Summary

Job Group: 12 - 201025 - Postsecondary Teachers (Liberal Studies)

Transaction Dates: 11/01/2015 To 10/31/2016

	<i>Applicants</i>				<i>Hires</i>			<i>Terminations (I)</i>			<i>Terminations (V)</i>		
	Males	Females	UNKNOWN (GENDER)	TOTAL RACE	Males	Females	TOTAL RACE	Males	Females	TOTAL RACE	Males	Females	TOTAL RACE
White	1	0	0	1	1	0	1	0	0	0	1	1	2
Afr. Amer.	0	0	0	0	0	0	0	0	0	0	0	0	0
Hispanic	0	0	0	0	0	0	0	0	0	0	1	0	1
Asian	0	1	0	1	0	1	1	0	0	0	0	2	2
Nat. Amer.	0	0	0	0	0	0	0	0	0	0	0	0	0
NHOPI	0	0	0	0	0	0	0	0	0	0	0	0	0
Two or More	0	0	0	0	0	0	0	0	0	0	0	0	0
Unknown (Race)	0	1	0	1									
Total	1	2	0	3	1	1	2	0	0	0	2	3	5
Total Minority	0	1	0	1	0	1	1	0	0	0	1	2	3

	<i>Promotions From</i>			<i>Promotions Into</i>			<i>Promotions Within</i>		
	Males	Females	TOTAL RACE	Males	Females	TOTAL RACE	Males	Females	TOTAL RACE
White	0	0	0	0	0	0	0	0	0
Afr. Amer.	0	0	0	0	0	0	0	0	0
Hispanic	0	0	0	0	0	0	0	0	0
Asian	0	0	0	0	0	0	0	0	0
Nat. Amer.	0	0	0	0	0	0	0	0	0
NHOPI	0	0	0	0	0	0	0	0	0
Two or More	0	0	0	0	0	0	0	0	0
Total	0	0	0	0	0	0	0	0	0
Total Minority	0	0	0	0	0	0	0	0	0

California State University, Los Angeles

Snapshot Date: 11/01/2016

Personnel Transactions Summary

Job Group: 12 - 201030 - Postsecondary Teachers (Modern Languages & Literatre)

Transaction Dates: 11/01/2015 To 10/31/2016

	<i>Applicants</i>				<i>Hires</i>			<i>Terminations (I)</i>			<i>Terminations (V)</i>		
	Males	Females	UNKNOWN (GENDER)	TOTAL RACE	Males	Females	TOTAL RACE	Males	Females	TOTAL RACE	Males	Females	TOTAL RACE
White	0	0	0	0	0	0	0	0	0	0	0	1	1
Afr. Amer.	0	0	0	0	0	0	0	0	0	0	0	0	0
Hispanic	2	1	0	3	2	1	3	0	0	0	2	10	12
Asian	0	2	0	2	0	2	2	0	0	0	0	3	3
Nat. Amer.	0	0	0	0	0	0	0	0	0	0	0	0	0
NHOPI	0	0	0	0	0	0	0	0	0	0	0	0	0
Two or More	0	0	0	0	0	0	0	0	0	0	0	1	1
Unknown (Race)	0	0	0	0									
Total	2	3	0	5	2	3	5	0	0	0	2	15	17
Total Minority	2	3	0	5	2	3	5	0	0	0	2	14	16

	<i>Promotions From</i>			<i>Promotions Into</i>			<i>Promotions Within</i>		
	Males	Females	TOTAL RACE	Males	Females	TOTAL RACE	Males	Females	TOTAL RACE
White	0	0	0	0	0	0	0	0	0
Afr. Amer.	0	0	0	0	0	0	0	0	0
Hispanic	0	0	0	0	0	0	0	1	1
Asian	0	0	0	0	0	0	0	1	1
Nat. Amer.	0	0	0	0	0	0	0	0	0
NHOPI	0	0	0	0	0	0	0	0	0
Two or More	0	0	0	0	0	0	0	0	0
Total	0	0	0	0	0	0	0	2	2
Total Minority	0	0	0	0	0	0	0	2	2

California State University, Los Angeles

Snapshot Date: 11/01/2016

Personnel Transactions Summary

Job Group: 12 - 201035 - Postsecondary Teachers (Music)

Transaction Dates: 11/01/2015 To 10/31/2016

	<i>Applicants</i>				<i>Hires</i>			<i>Terminations (I)</i>			<i>Terminations (V)</i>		
	Males	Females	UNKNOWN (GENDER)	TOTAL RACE	Males	Females	TOTAL RACE	Males	Females	TOTAL RACE	Males	Females	TOTAL RACE
White	7	2	0	9	7	2	9	0	0	0	6	8	14
Afr. Amer.	0	1	0	1	0	1	1	0	0	0	0	1	1
Hispanic	1	0	0	1	1	0	1	0	0	0	2	2	4
Asian	0	2	0	2	0	2	2	0	0	0	1	3	4
Nat. Amer.	0	0	0	0	0	0	0	0	0	0	0	0	0
NHOPI	0	0	0	0	0	0	0	0	0	0	0	0	0
Two or More	1	0	0	1	1	0	1	0	0	0	1	0	1
Unknown (Race)	2	0	1	3									
Total	11	5	1	17	9	5	14	0	0	0	10	14	24
Total Minority	2	3	0	5	2	3	5	0	0	0	4	6	10

	<i>Promotions From</i>			<i>Promotions Into</i>			<i>Promotions Within</i>		
	Males	Females	TOTAL RACE	Males	Females	TOTAL RACE	Males	Females	TOTAL RACE
White	0	0	0	0	0	0	0	1	1
Afr. Amer.	0	0	0	0	0	0	0	0	0
Hispanic	0	0	0	0	0	0	0	0	0
Asian	0	0	0	0	0	0	0	0	0
Nat. Amer.	0	0	0	0	0	0	0	0	0
NHOPI	0	0	0	0	0	0	0	0	0
Two or More	0	0	0	0	0	0	0	0	0
Total	0	0	0	0	0	0	0	1	1
Total Minority	0	0	0	0	0	0	0	0	0

California State University, Los Angeles

Snapshot Date: 11/01/2016

Personnel Transactions Summary

Job Group: 12 - 201040 - Postsecondary Teachers (Philosophy)

Transaction Dates: 11/01/2015 To 10/31/2016

	<i>Applicants</i>				<i>Hires</i>			<i>Terminations (I)</i>			<i>Terminations (V)</i>		
	Males	Females	UNKNOWN (GENDER)	TOTAL RACE	Males	Females	TOTAL RACE	Males	Females	TOTAL RACE	Males	Females	TOTAL RACE
White	0	0	0	0	0	0	0	0	0	0	0	0	0
Afr. Amer.	0	0	0	0	0	0	0	0	0	0	0	0	0
Hispanic	1	0	0	1	1	0	1	0	0	0	1	0	1
Asian	0	1	0	1	0	1	1	0	0	0	1	0	1
Nat. Amer.	0	0	0	0	0	0	0	0	0	0	0	0	0
NHOPI	0	0	0	0	0	0	0	0	0	0	0	0	0
Two or More	0	0	0	0	0	0	0	0	0	0	0	0	0
Unknown (Race)	0	0	0	0									
Total	1	1	0	2	1	1	2	0	0	0	2	0	2
Total Minority	1	1	0	2	1	1	2	0	0	0	2	0	2

	<i>Promotions From</i>			<i>Promotions Into</i>			<i>Promotions Within</i>		
	Males	Females	TOTAL RACE	Males	Females	TOTAL RACE	Males	Females	TOTAL RACE
White	0	0	0	0	0	0	0	0	0
Afr. Amer.	0	0	0	0	0	0	0	0	0
Hispanic	0	0	0	0	0	0	0	0	0
Asian	0	0	0	0	0	0	0	0	0
Nat. Amer.	0	0	0	0	0	0	0	0	0
NHOPI	0	0	0	0	0	0	0	0	0
Two or More	0	0	0	0	0	0	0	0	0
Total	0	0	0	0	0	0	0	0	0
Total Minority	0	0	0	0	0	0	0	0	0

California State University, Los Angeles

Snapshot Date: 11/01/2016

Personnel Transactions Summary

Job Group: 12 - 201055 - Postsecondary Teachers (TVFM)

Transaction Dates: 11/01/2015 To 10/31/2016

	<i>Applicants</i>				<i>Hires</i>			<i>Terminations (I)</i>			<i>Terminations (V)</i>		
	Males	Females	UNKNOWN (GENDER)	TOTAL RACE	Males	Females	TOTAL RACE	Males	Females	TOTAL RACE	Males	Females	TOTAL RACE
White	3	2	0	5	3	2	5	0	0	0	2	0	2
Afr. Amer.	0	2	0	2	0	2	2	0	0	0	0	0	0
Hispanic	0	1	0	1	0	1	1	0	0	0	1	1	2
Asian	1	0	0	1	1	0	1	0	0	0	0	0	0
Nat. Amer.	0	0	0	0	0	0	0	0	0	0	0	0	0
NHOPI	0	0	0	0	0	0	0	0	0	0	0	0	0
Two or More	1	0	0	1	1	0	1	0	0	0	0	0	0
Unknown (Race)	0	0	0	0									
Total	5	5	0	10	5	5	10	0	0	0	3	1	4
Total Minority	2	3	0	5	2	3	5	0	0	0	1	1	2

	<i>Promotions From</i>			<i>Promotions Into</i>			<i>Promotions Within</i>		
	Males	Females	TOTAL RACE	Males	Females	TOTAL RACE	Males	Females	TOTAL RACE
White	0	0	0	0	0	0	0	0	0
Afr. Amer.	0	0	0	0	0	0	0	0	0
Hispanic	0	0	0	0	0	0	1	0	1
Asian	0	0	0	0	0	0	0	0	0
Nat. Amer.	0	0	0	0	0	0	0	0	0
NHOPI	0	0	0	0	0	0	0	0	0
Two or More	0	0	0	0	0	0	0	0	0
Total	0	0	0	0	0	0	1	0	1
Total Minority	0	0	0	0	0	0	1	0	1

California State University, Los Angeles

Snapshot Date: 11/01/2016

Personnel Transactions Summary

Job Group: 12 - 201200 - Postsecondary Teachers (Business and Economics)

Transaction Dates: 11/01/2015 To 10/31/2016

	<i>Applicants</i>				<i>Hires</i>			<i>Terminations (I)</i>			<i>Terminations (V)</i>		
	Males	Females	UNKNOWN (GENDER)	TOTAL RACE	Males	Females	TOTAL RACE	Males	Females	TOTAL RACE	Males	Females	TOTAL RACE
White	0	2	0	2	0	2	2	0	0	0	0	2	2
Afr. Amer.	0	0	0	0	0	0	0	0	0	0	0	0	0
Hispanic	0	0	0	0	0	0	0	0	0	0	0	1	1
Asian	1	0	0	1	1	0	1	0	0	0	0	0	0
Nat. Amer.	0	0	0	0	0	0	0	0	0	0	0	0	0
NHOPI	0	0	0	0	0	0	0	0	0	0	0	0	0
Two or More	0	0	0	0	0	0	0	0	0	0	0	0	0
Unknown (Race)	0	0	0	0									
Total	1	2	0	3	1	2	3	0	0	0	0	3	3
Total Minority	1	0	0	1	1	0	1	0	0	0	0	1	1

	<i>Promotions From</i>			<i>Promotions Into</i>			<i>Promotions Within</i>		
	Males	Females	TOTAL RACE	Males	Females	TOTAL RACE	Males	Females	TOTAL RACE
White	0	0	0	0	0	0	0	0	0
Afr. Amer.	0	0	0	0	0	0	0	0	0
Hispanic	0	0	0	0	0	0	0	0	0
Asian	0	0	0	0	0	0	0	0	0
Nat. Amer.	0	0	0	0	0	0	0	0	0
NHOPI	0	0	0	0	0	0	0	0	0
Two or More	0	0	0	0	0	0	0	0	0
Total	0	0	0	0	0	0	0	0	0
Total Minority	0	0	0	0	0	0	0	0	0

California State University, Los Angeles

Snapshot Date: 11/01/2016

Personnel Transactions Summary

Job Group: 12 - 201205 - Postsecondary Teachers (Accounting Department)

Transaction Dates: 11/01/2015 To 10/31/2016

	<i>Applicants</i>				<i>Hires</i>			<i>Terminations (I)</i>			<i>Terminations (V)</i>		
	Males	Females	UNKNOWN (GENDER)	TOTAL RACE	Males	Females	TOTAL RACE	Males	Females	TOTAL RACE	Males	Females	TOTAL RACE
White	3	2	0	5	3	2	5	1	0	1	3	0	3
Afr. Amer.	0	1	0	1	0	1	1	0	0	0	0	0	0
Hispanic	0	0	0	0	0	0	0	0	0	0	2	0	2
Asian	2	1	0	3	2	1	3	0	0	0	2	0	2
Nat. Amer.	0	0	0	0	0	0	0	0	0	0	0	0	0
NHOPI	0	0	0	0	0	0	0	0	0	0	0	0	0
Two or More	0	0	0	0	0	0	0	0	0	0	0	0	0
Unknown (Race)	0	0	0	0									
Total	5	4	0	9	5	4	9	1	0	1	7	0	7
Total Minority	2	2	0	4	2	2	4	0	0	0	4	0	4

	<i>Promotions From</i>			<i>Promotions Into</i>			<i>Promotions Within</i>		
	Males	Females	TOTAL RACE	Males	Females	TOTAL RACE	Males	Females	TOTAL RACE
White	0	0	0	0	0	0	0	0	0
Afr. Amer.	0	0	0	0	0	0	0	0	0
Hispanic	0	0	0	0	0	0	0	0	0
Asian	0	0	0	0	0	0	0	0	0
Nat. Amer.	0	0	0	0	0	0	0	0	0
NHOPI	0	0	0	0	0	0	0	0	0
Two or More	0	0	0	0	0	0	0	0	0
Total	0	0	0	0	0	0	0	0	0
Total Minority	0	0	0	0	0	0	0	0	0

California State University, Los Angeles

Snapshot Date: 11/01/2016

Personnel Transactions Summary

Job Group: 12 - 201210 - Postsecondary Teachers (Information Systems)

Transaction Dates: 11/01/2015 To 10/31/2016

	<i>Applicants</i>				<i>Hires</i>			<i>Terminations (I)</i>			<i>Terminations (V)</i>		
	Males	Females	UNKNOWN (GENDER)	TOTAL RACE	Males	Females	TOTAL RACE	Males	Females	TOTAL RACE	Males	Females	TOTAL RACE
White	1	0	0	1	1	0	1	0	0	0	2	0	2
Afr. Amer.	0	0	0	0	0	0	0	0	0	0	0	0	0
Hispanic	0	0	0	0	0	0	0	0	0	0	1	2	3
Asian	1	1	0	2	1	1	2	0	0	0	2	0	2
Nat. Amer.	0	0	0	0	0	0	0	0	0	0	0	0	0
NHOPI	0	0	0	0	0	0	0	0	0	0	0	0	0
Two or More	0	0	0	0	0	0	0	0	0	0	0	0	0
Unknown (Race)	0	0	0	0									
Total	2	1	0	3	2	1	3	0	0	0	5	2	7
Total Minority	1	1	0	2	1	1	2	0	0	0	3	2	5

	<i>Promotions From</i>			<i>Promotions Into</i>			<i>Promotions Within</i>		
	Males	Females	TOTAL RACE	Males	Females	TOTAL RACE	Males	Females	TOTAL RACE
White	0	0	0	0	0	0	0	0	0
Afr. Amer.	0	0	0	0	0	0	0	0	0
Hispanic	0	0	0	0	0	0	0	0	0
Asian	0	0	0	0	0	0	0	0	0
Nat. Amer.	0	0	0	0	0	0	0	0	0
NHOPI	0	0	0	0	0	0	0	0	0
Two or More	0	0	0	0	0	0	0	0	0
Total	0	0	0	0	0	0	0	0	0
Total Minority	0	0	0	0	0	0	0	0	0

California State University, Los Angeles

Snapshot Date: 11/01/2016

Personnel Transactions Summary

Job Group: 12 - 201215 - Postsecondary Teachers (Economics & Statistics)

Transaction Dates: 11/01/2015 To 10/31/2016

	<i>Applicants</i>				<i>Hires</i>			<i>Terminations (I)</i>			<i>Terminations (V)</i>		
	Males	Females	UNKNOWN (GENDER)	TOTAL RACE	Males	Females	TOTAL RACE	Males	Females	TOTAL RACE	Males	Females	TOTAL RACE
White	1	1	0	2	1	1	2	0	0	0	6	2	8
Afr. Amer.	0	0	0	0	0	0	0	0	0	0	1	0	1
Hispanic	0	0	0	0	0	0	0	0	0	0	0	1	1
Asian	0	0	0	0	0	0	0	0	0	0	0	1	1
Nat. Amer.	0	0	0	0	0	0	0	0	0	0	0	0	0
NHOPI	0	0	0	0	0	0	0	0	0	0	0	0	0
Two or More	0	0	0	0	0	0	0	0	0	0	0	0	0
Unknown (Race)	2	0	0	2									
Total	3	1	0	4	1	1	2	0	0	0	7	4	11
Total Minority	0	0	0	0	0	0	0	0	0	0	1	2	3

	<i>Promotions From</i>			<i>Promotions Into</i>			<i>Promotions Within</i>		
	Males	Females	TOTAL RACE	Males	Females	TOTAL RACE	Males	Females	TOTAL RACE
White	0	0	0	0	0	0	0	0	0
Afr. Amer.	0	0	0	0	0	0	0	0	0
Hispanic	0	0	0	0	0	0	0	0	0
Asian	0	0	0	0	0	0	0	0	0
Nat. Amer.	0	0	0	0	0	0	0	0	0
NHOPI	0	0	0	0	0	0	0	0	0
Two or More	0	0	0	0	0	0	0	0	0
Total	0	0	0	0	0	0	0	0	0
Total Minority	0	0	0	0	0	0	0	0	0

California State University, Los Angeles

Snapshot Date: 11/01/2016

Personnel Transactions Summary

Job Group: 12 - 201220 - Postsecondary Teachers (Finance and Law)

Transaction Dates: 11/01/2015 To 10/31/2016

	<i>Applicants</i>				<i>Hires</i>			<i>Terminations (I)</i>			<i>Terminations (V)</i>		
	Males	Females	UNKNOWN (GENDER)	TOTAL RACE	Males	Females	TOTAL RACE	Males	Females	TOTAL RACE	Males	Females	TOTAL RACE
White	0	0	0	0	0	0	0	0	0	0	0	0	0
Afr. Amer.	0	0	0	0	0	0	0	0	0	0	0	0	0
Hispanic	0	0	0	0	0	0	0	0	0	0	0	0	0
Asian	1	1	0	2	1	1	2	0	0	0	0	0	0
Nat. Amer.	0	0	0	0	0	0	0	0	0	0	0	0	0
NHOPI	0	0	0	0	0	0	0	0	0	0	0	0	0
Two or More	0	0	0	0	0	0	0	0	0	0	0	0	0
Unknown (Race)	1	0	0	1									
Total	2	1	0	3	1	1	2	0	0	0	0	0	0
Total Minority	1	1	0	2	1	1	2	0	0	0	0	0	0

	<i>Promotions From</i>			<i>Promotions Into</i>			<i>Promotions Within</i>		
	Males	Females	TOTAL RACE	Males	Females	TOTAL RACE	Males	Females	TOTAL RACE
White	0	0	0	0	0	0	0	0	0
Afr. Amer.	0	0	0	0	0	0	0	0	0
Hispanic	0	0	0	0	0	0	0	0	0
Asian	0	0	0	0	0	0	0	0	0
Nat. Amer.	0	0	0	0	0	0	0	0	0
NHOPI	0	0	0	0	0	0	0	0	0
Two or More	0	0	0	0	0	0	0	0	0
Total	0	0	0	0	0	0	0	0	0
Total Minority	0	0	0	0	0	0	0	0	0

California State University, Los Angeles

Snapshot Date: 11/01/2016

Personnel Transactions Summary

Job Group: 12 - 201225 - Postsecondary Teachers (Management)

Transaction Dates: 11/01/2015 To 10/31/2016

	<i>Applicants</i>				<i>Hires</i>			<i>Terminations (I)</i>			<i>Terminations (V)</i>		
	Males	Females	UNKNOWN (GENDER)	TOTAL RACE	Males	Females	TOTAL RACE	Males	Females	TOTAL RACE	Males	Females	TOTAL RACE
White	2	1	0	3	2	1	3	0	0	0	5	1	6
Afr. Amer.	2	1	0	3	2	1	3	0	0	0	2	1	3
Hispanic	2	1	0	3	2	1	3	0	0	0	2	0	2
Asian	2	1	0	3	2	1	3	0	0	0	4	0	4
Nat. Amer.	0	0	0	0	0	0	0	0	0	0	0	0	0
NHOPI	0	0	0	0	0	0	0	0	0	0	0	0	0
Two or More	0	0	0	0	0	0	0	0	0	0	0	1	1
Unknown (Race)	0	0	1	1									
Total	8	4	1	13	8	4	12	0	0	0	13	3	16
Total Minority	6	3	0	9	6	3	9	0	0	0	8	2	10

	<i>Promotions From</i>			<i>Promotions Into</i>			<i>Promotions Within</i>		
	Males	Females	TOTAL RACE	Males	Females	TOTAL RACE	Males	Females	TOTAL RACE
White	0	0	0	0	0	0	0	0	0
Afr. Amer.	0	0	0	0	0	0	0	0	0
Hispanic	0	0	0	0	0	0	0	0	0
Asian	0	0	0	0	0	0	0	0	0
Nat. Amer.	0	0	0	0	0	0	0	0	0
NHOPI	0	0	0	0	0	0	0	0	0
Two or More	0	0	0	0	0	0	0	0	0
Total	0	0	0	0	0	0	0	0	0
Total Minority	0	0	0	0	0	0	0	0	0

California State University, Los Angeles

Snapshot Date: 11/01/2016

Personnel Transactions Summary

Job Group: 12 - 201230 - Postsecondary Teachers (Marketing)

Transaction Dates: 11/01/2015 To 10/31/2016

	<i>Applicants</i>				<i>Hires</i>			<i>Terminations (I)</i>			<i>Terminations (V)</i>		
	Males	Females	UNKNOWN (GENDER)	TOTAL RACE	Males	Females	TOTAL RACE	Males	Females	TOTAL RACE	Males	Females	TOTAL RACE
White	1	1	0	2	1	1	2	0	0	0	2	1	3
Afr. Amer.	1	0	0	1	1	0	1	0	0	0	1	0	1
Hispanic	0	0	0	0	0	0	0	0	0	0	1	0	1
Asian	0	1	0	1	0	1	1	0	0	0	1	1	2
Nat. Amer.	0	0	0	0	0	0	0	0	0	0	0	0	0
NHOPI	0	0	0	0	0	0	0	0	0	0	0	0	0
Two or More	0	0	0	0	0	0	0	0	0	0	0	0	0
Unknown (Race)	0	0	1	1									
Total	2	2	1	5	2	2	4	0	0	0	5	2	7
Total Minority	1	1	0	2	1	1	2	0	0	0	3	1	4

	<i>Promotions From</i>			<i>Promotions Into</i>			<i>Promotions Within</i>		
	Males	Females	TOTAL RACE	Males	Females	TOTAL RACE	Males	Females	TOTAL RACE
White	0	0	0	0	0	0	0	0	0
Afr. Amer.	0	0	0	0	0	0	0	0	0
Hispanic	0	0	0	0	0	0	0	0	0
Asian	0	0	0	0	0	0	0	0	0
Nat. Amer.	0	0	0	0	0	0	0	0	0
NHOPI	0	0	0	0	0	0	0	0	0
Two or More	0	0	0	0	0	0	0	0	0
Total	0	0	0	0	0	0	0	0	0
Total Minority	0	0	0	0	0	0	0	0	0

California State University, Los Angeles

Snapshot Date: 11/01/2016

Personnel Transactions Summary

Job Group: 12 - 201400 - Postsecondary Teachers (Charter College of Ed)

Transaction Dates: 11/01/2015 To 10/31/2016

	<i>Applicants</i>				<i>Hires</i>			<i>Terminations (I)</i>			<i>Terminations (V)</i>		
	Males	Females	UNKNOWN (GENDER)	TOTAL RACE	Males	Females	TOTAL RACE	Males	Females	TOTAL RACE	Males	Females	TOTAL RACE
White	0	0	0	0	0	0	0	0	0	0	0	0	0
Afr. Amer.	0	0	0	0	0	0	0	0	0	0	0	0	0
Hispanic	0	0	0	0	0	0	0	0	0	0	0	0	0
Asian	0	0	0	0	0	0	0	0	0	0	0	0	0
Nat. Amer.	0	0	0	0	0	0	0	0	0	0	0	0	0
NHOPI	0	0	0	0	0	0	0	0	0	0	0	0	0
Two or More	0	0	0	0	0	0	0	0	0	0	0	0	0
Unknown (Race)	0	0	0	0									
Total	0	0	0	0	0	0	0	0	0	0	0	0	0
Total Minority	0	0	0	0	0	0	0	0	0	0	0	0	0

	<i>Promotions From</i>			<i>Promotions Into</i>			<i>Promotions Within</i>		
	Males	Females	TOTAL RACE	Males	Females	TOTAL RACE	Males	Females	TOTAL RACE
White	0	0	0	0	0	0	0	0	0
Afr. Amer.	0	0	0	0	0	0	0	0	0
Hispanic	0	0	0	0	0	0	0	0	0
Asian	0	0	0	0	0	0	0	0	0
Nat. Amer.	0	0	0	0	0	0	0	0	0
NHOPI	0	0	0	0	0	0	0	0	0
Two or More	0	0	0	0	0	0	0	0	0
Total	0	0	0	0	0	0	0	0	0
Total Minority	0	0	0	0	0	0	0	0	0

California State University, Los Angeles

Snapshot Date: 11/01/2016

Personnel Transactions Summary

Job Group: 12 - 201402 - Postsecondary Teachers (EdD in Educational Leadership)

Transaction Dates: 11/01/2015 To 10/31/2016

	<i>Applicants</i>				<i>Hires</i>			<i>Terminations (I)</i>			<i>Terminations (V)</i>		
	Males	Females	UNKNOWN (GENDER)	TOTAL RACE	Males	Females	TOTAL RACE	Males	Females	TOTAL RACE	Males	Females	TOTAL RACE
White	0	0	0	0	0	0	0	0	0	0	0	0	0
Afr. Amer.	0	0	0	0	0	0	0	0	0	0	0	0	0
Hispanic	0	0	0	0	0	0	0	0	0	0	0	0	0
Asian	0	0	0	0	0	0	0	0	0	0	0	0	0
Nat. Amer.	0	0	0	0	0	0	0	0	0	0	0	0	0
NHOPI	0	0	0	0	0	0	0	0	0	0	0	0	0
Two or More	0	0	0	0	0	0	0	0	0	0	0	0	0
Unknown (Race)	0	0	0	0									
Total	0	0	0	0	0	0	0	0	0	0	0	0	0
Total Minority	0	0	0	0	0	0	0	0	0	0	0	0	0

	<i>Promotions From</i>			<i>Promotions Into</i>			<i>Promotions Within</i>		
	Males	Females	TOTAL RACE	Males	Females	TOTAL RACE	Males	Females	TOTAL RACE
White	0	0	0	0	0	0	0	0	0
Afr. Amer.	0	0	0	0	0	0	0	0	0
Hispanic	0	0	0	0	0	0	0	0	0
Asian	0	0	0	0	0	0	0	0	0
Nat. Amer.	0	0	0	0	0	0	0	0	0
NHOPI	0	0	0	0	0	0	0	0	0
Two or More	0	0	0	0	0	0	0	0	0
Total	0	0	0	0	0	0	0	0	0
Total Minority	0	0	0	0	0	0	0	0	0

California State University, Los Angeles

Snapshot Date: 11/01/2016

Personnel Transactions Summary

Job Group: 12 - 201410 - Postsecondary Teachers (Curriculum & Instruction)

Transaction Dates: 11/01/2015 To 10/31/2016

	<i>Applicants</i>				<i>Hires</i>			<i>Terminations (I)</i>			<i>Terminations (V)</i>		
	Males	Females	UNKNOWN (GENDER)	TOTAL RACE	Males	Females	TOTAL RACE	Males	Females	TOTAL RACE	Males	Females	TOTAL RACE
White	0	0	0	0	0	0	0	0	0	0	1	3	4
Afr. Amer.	0	0	0	0	0	0	0	0	0	0	0	0	0
Hispanic	0	0	0	0	0	0	0	0	0	0	0	1	1
Asian	0	1	0	1	0	1	1	0	0	0	0	3	3
Nat. Amer.	0	0	0	0	0	0	0	0	0	0	0	0	0
NHOPI	0	0	0	0	0	0	0	0	0	0	0	0	0
Two or More	0	0	0	0	0	0	0	0	0	0	0	0	0
Unknown (Race)	0	0	0	0									
Total	0	1	0	1	0	1	1	0	0	0	1	7	8
Total Minority	0	1	0	1	0	1	1	0	0	0	0	4	4

	<i>Promotions From</i>			<i>Promotions Into</i>			<i>Promotions Within</i>		
	Males	Females	TOTAL RACE	Males	Females	TOTAL RACE	Males	Females	TOTAL RACE
White	0	0	0	0	0	0	0	0	0
Afr. Amer.	0	0	0	0	0	0	0	0	0
Hispanic	0	0	0	0	0	0	0	0	0
Asian	0	0	0	0	0	0	0	0	0
Nat. Amer.	0	0	0	0	0	0	0	0	0
NHOPI	0	0	0	0	0	0	0	0	0
Two or More	0	0	0	0	0	0	0	0	0
Total	0	0	0	0	0	0	0	0	0
Total Minority	0	0	0	0	0	0	0	0	0

California State University, Los Angeles

Snapshot Date: 11/01/2016

Personnel Transactions Summary

Job Group: 12 - 201415 - Postsecondary Teachers (AASE)

Transaction Dates: 11/01/2015 To 10/31/2016

	<i>Applicants</i>				<i>Hires</i>			<i>Terminations (I)</i>			<i>Terminations (V)</i>		
	Males	Females	UNKNOWN (GENDER)	TOTAL RACE	Males	Females	TOTAL RACE	Males	Females	TOTAL RACE	Males	Females	TOTAL RACE
White	1	1	0	2	1	1	2	0	0	0	1	2	3
Afr. Amer.	1	1	0	2	1	1	2	0	0	0	2	1	3
Hispanic	0	1	0	1	0	1	1	0	0	0	2	1	3
Asian	0	0	0	0	0	0	0	0	0	0	0	5	5
Nat. Amer.	0	0	0	0	0	0	0	0	0	0	0	0	0
NHOPI	0	0	0	0	0	0	0	0	0	0	0	0	0
Two or More	0	0	0	0	0	0	0	0	0	0	0	0	0
Unknown (Race)	0	0	0	0									
Total	2	3	0	5	2	3	5	0	0	0	5	9	14
Total Minority	1	2	0	3	1	2	3	0	0	0	4	7	11

	<i>Promotions From</i>			<i>Promotions Into</i>			<i>Promotions Within</i>		
	Males	Females	TOTAL RACE	Males	Females	TOTAL RACE	Males	Females	TOTAL RACE
White	0	0	0	0	0	0	0	0	0
Afr. Amer.	0	0	0	0	0	0	0	0	0
Hispanic	0	0	0	0	0	0	1	0	1
Asian	0	0	0	0	0	0	0	0	0
Nat. Amer.	0	0	0	0	0	0	0	0	0
NHOPI	0	0	0	0	0	0	0	0	0
Two or More	0	0	0	0	0	0	0	0	0
Total	0	0	0	0	0	0	1	0	1
Total Minority	0	0	0	0	0	0	1	0	1

California State University, Los Angeles

Snapshot Date: 11/01/2016

Personnel Transactions Summary

Job Group: 12 - 201420 - Postsecondary Teachers (Special Education & Counseling)

Transaction Dates: 11/01/2015 To 10/31/2016

	<i>Applicants</i>				<i>Hires</i>			<i>Terminations (I)</i>			<i>Terminations (V)</i>		
	Males	Females	UNKNOWN (GENDER)	TOTAL RACE	Males	Females	TOTAL RACE	Males	Females	TOTAL RACE	Males	Females	TOTAL RACE
White	4	5	0	9	4	5	9	0	0	0	5	8	13
Afr. Amer.	0	0	0	0	0	0	0	0	0	0	0	1	1
Hispanic	3	4	0	7	3	4	7	0	0	0	5	7	12
Asian	0	3	0	3	0	3	3	0	0	0	0	1	1
Nat. Amer.	0	0	0	0	0	0	0	0	0	0	0	0	0
NHOPI	0	0	0	0	0	0	0	0	0	0	0	0	0
Two or More	0	1	0	1	0	1	1	0	0	0	1	1	2
Unknown (Race)	0	1	0	1									
Total	7	14	0	21	7	13	20	0	0	0	11	18	29
Total Minority	3	8	0	11	3	8	11	0	0	0	6	10	16

	<i>Promotions From</i>			<i>Promotions Into</i>			<i>Promotions Within</i>		
	Males	Females	TOTAL RACE	Males	Females	TOTAL RACE	Males	Females	TOTAL RACE
White	0	0	0	0	0	0	0	0	0
Afr. Amer.	0	0	0	0	0	0	0	0	0
Hispanic	0	0	0	0	0	0	0	0	0
Asian	0	0	0	0	0	0	0	0	0
Nat. Amer.	0	0	0	0	0	0	0	0	0
NHOPI	0	0	0	0	0	0	0	0	0
Two or More	0	0	0	0	0	0	0	0	0
Total	0	0	0	0	0	0	0	0	0
Total Minority	0	0	0	0	0	0	0	0	0

California State University, Los Angeles

Snapshot Date: 11/01/2016

Personnel Transactions Summary

Job Group: 12 - 201500 - Postsecondary Teachers (Engr Comp Sci & Tech)

Transaction Dates: 11/01/2015 To 10/31/2016

	<i>Applicants</i>				<i>Hires</i>			<i>Terminations (I)</i>			<i>Terminations (V)</i>		
	Males	Females	UNKNOWN (GENDER)	TOTAL RACE	Males	Females	TOTAL RACE	Males	Females	TOTAL RACE	Males	Females	TOTAL RACE
White	1	0	0	1	1	0	1	0	0	0	3	0	3
Afr. Amer.	0	0	0	0	0	0	0	0	0	0	1	0	1
Hispanic	0	0	0	0	0	0	0	0	0	0	2	1	3
Asian	0	0	0	0	0	0	0	0	0	0	0	0	0
Nat. Amer.	0	0	0	0	0	0	0	0	0	0	0	0	0
NHOPI	0	0	0	0	0	0	0	0	0	0	0	0	0
Two or More	0	0	0	0	0	0	0	0	0	0	0	0	0
Unknown (Race)	0	0	0	0									
Total	1	0	0	1	1	0	1	0	0	0	6	1	7
Total Minority	0	0	0	0	0	0	0	0	0	0	3	1	4

	<i>Promotions From</i>			<i>Promotions Into</i>			<i>Promotions Within</i>		
	Males	Females	TOTAL RACE	Males	Females	TOTAL RACE	Males	Females	TOTAL RACE
White	0	0	0	0	0	0	0	0	0
Afr. Amer.	0	0	0	0	0	0	0	0	0
Hispanic	0	0	0	0	0	0	0	0	0
Asian	0	0	0	0	0	0	0	0	0
Nat. Amer.	0	0	0	0	0	0	0	0	0
NHOPI	0	0	0	0	0	0	0	0	0
Two or More	0	0	0	0	0	0	0	0	0
Total	0	0	0	0	0	0	0	0	0
Total Minority	0	0	0	0	0	0	0	0	0

California State University, Los Angeles

Snapshot Date: 11/01/2016

Personnel Transactions Summary

Job Group: 12 - 201505 - Postsecondary Teachers (Civil Engineering)

Transaction Dates: 11/01/2015 To 10/31/2016

	<i>Applicants</i>				<i>Hires</i>			<i>Terminations (I)</i>			<i>Terminations (V)</i>		
	Males	Females	UNKNOWN (GENDER)	TOTAL RACE	Males	Females	TOTAL RACE	Males	Females	TOTAL RACE	Males	Females	TOTAL RACE
White	4	0	0	4	4	0	4	0	0	0	7	0	7
Afr. Amer.	0	0	0	0	0	0	0	0	0	0	1	0	1
Hispanic	0	0	0	0	0	0	0	0	0	0	2	1	3
Asian	1	0	0	1	1	0	1	0	0	0	6	0	6
Nat. Amer.	0	0	0	0	0	0	0	0	0	0	0	0	0
NHOPI	0	0	0	0	0	0	0	0	0	0	0	0	0
Two or More	0	0	0	0	0	0	0	0	0	0	0	0	0
Unknown (Race)	2	0	0	2									
Total	7	0	0	7	5	0	5	0	0	0	16	1	17
Total Minority	1	0	0	1	1	0	1	0	0	0	9	1	10

	<i>Promotions From</i>			<i>Promotions Into</i>			<i>Promotions Within</i>		
	Males	Females	TOTAL RACE	Males	Females	TOTAL RACE	Males	Females	TOTAL RACE
White	0	0	0	0	0	0	0	0	0
Afr. Amer.	0	0	0	0	0	0	0	0	0
Hispanic	0	0	0	0	0	0	1	0	1
Asian	0	0	0	0	0	0	0	0	0
Nat. Amer.	0	0	0	0	0	0	0	0	0
NHOPI	0	0	0	0	0	0	0	0	0
Two or More	0	0	0	0	0	0	0	0	0
Total	0	0	0	0	0	0	1	0	1
Total Minority	0	0	0	0	0	0	1	0	1

California State University, Los Angeles

Snapshot Date: 11/01/2016

Personnel Transactions Summary

Job Group: 12 - 201510 - Postsecondary Teachers (Computer Science)

Transaction Dates: 11/01/2015 To 10/31/2016

	<i>Applicants</i>				<i>Hires</i>			<i>Terminations (I)</i>			<i>Terminations (V)</i>		
	Males	Females	UNKNOWN (GENDER)	TOTAL RACE	Males	Females	TOTAL RACE	Males	Females	TOTAL RACE	Males	Females	TOTAL RACE
White	1	0	0	1	1	0	1	0	0	0	0	1	1
Afr. Amer.	0	0	0	0	0	0	0	0	0	0	0	0	0
Hispanic	0	0	0	0	0	0	0	0	0	0	0	0	0
Asian	2	0	0	2	2	0	2	0	0	0	4	1	5
Nat. Amer.	0	0	0	0	0	0	0	0	0	0	0	0	0
NHOPI	0	0	0	0	0	0	0	0	0	0	0	0	0
Two or More	0	0	0	0	0	0	0	0	0	0	1	0	1
Unknown (Race)	0	1	0	1									
Total	3	1	0	4	3	0	3	0	0	0	5	2	7
Total Minority	2	0	0	2	2	0	2	0	0	0	5	1	6

	<i>Promotions From</i>			<i>Promotions Into</i>			<i>Promotions Within</i>		
	Males	Females	TOTAL RACE	Males	Females	TOTAL RACE	Males	Females	TOTAL RACE
White	0	0	0	0	0	0	0	0	0
Afr. Amer.	0	0	0	0	0	0	0	0	0
Hispanic	0	0	0	0	0	0	0	0	0
Asian	0	0	0	0	0	0	1	1	2
Nat. Amer.	0	0	0	0	0	0	0	0	0
NHOPI	0	0	0	0	0	0	0	0	0
Two or More	0	0	0	0	0	0	0	0	0
Total	0	0	0	0	0	0	1	1	2
Total Minority	0	0	0	0	0	0	1	1	2

California State University, Los Angeles

Snapshot Date: 11/01/2016

Personnel Transactions Summary

Job Group: 12 - 201515 - Postsecondary Teachers (Electrical & Computer Engr)

Transaction Dates: 11/01/2015 To 10/31/2016

	<i>Applicants</i>				<i>Hires</i>			<i>Terminations (I)</i>			<i>Terminations (V)</i>		
	Males	Females	UNKNOWN (GENDER)	TOTAL RACE	Males	Females	TOTAL RACE	Males	Females	TOTAL RACE	Males	Females	TOTAL RACE
White	1	1	0	2	1	1	2	0	0	0	5	1	6
Afr. Amer.	0	0	0	0	0	0	0	0	0	0	0	0	0
Hispanic	0	0	0	0	0	0	0	0	0	0	1	0	1
Asian	5	1	0	6	5	1	6	0	0	0	5	1	6
Nat. Amer.	0	0	0	0	0	0	0	0	0	0	0	0	0
NHOPI	0	0	0	0	0	0	0	0	0	0	0	0	0
Two or More	0	0	0	0	0	0	0	0	0	0	0	0	0
Unknown (Race)	0	0	0	0									
Total	6	2	0	8	6	2	8	0	0	0	11	2	13
Total Minority	5	1	0	6	5	1	6	0	0	0	6	1	7

	<i>Promotions From</i>			<i>Promotions Into</i>			<i>Promotions Within</i>		
	Males	Females	TOTAL RACE	Males	Females	TOTAL RACE	Males	Females	TOTAL RACE
White	0	0	0	0	0	0	0	0	0
Afr. Amer.	0	0	0	0	0	0	0	0	0
Hispanic	0	0	0	0	0	0	0	0	0
Asian	0	0	0	0	0	0	0	0	0
Nat. Amer.	0	0	0	0	0	0	0	0	0
NHOPI	0	0	0	0	0	0	0	0	0
Two or More	0	0	0	0	0	0	0	0	0
Total	0	0	0	0	0	0	0	0	0
Total Minority	0	0	0	0	0	0	0	0	0

California State University, Los Angeles

Snapshot Date: 11/01/2016

Personnel Transactions Summary

Job Group: 12 - 201520 - Postsecondary Teachers (Mechanical Engineer)

Transaction Dates: 11/01/2015 To 10/31/2016

	<i>Applicants</i>				<i>Hires</i>			<i>Terminations (I)</i>			<i>Terminations (V)</i>		
	Males	Females	UNKNOWN (GENDER)	TOTAL RACE	Males	Females	TOTAL RACE	Males	Females	TOTAL RACE	Males	Females	TOTAL RACE
White	3	0	0	3	3	0	3	0	0	0	5	1	6
Afr. Amer.	0	0	0	0	0	0	0	0	0	0	0	0	0
Hispanic	0	0	0	0	0	0	0	0	0	0	0	0	0
Asian	3	1	0	4	3	1	4	0	0	0	1	0	1
Nat. Amer.	0	0	0	0	0	0	0	0	0	0	0	0	0
NHOPI	0	0	0	0	0	0	0	0	0	0	0	0	0
Two or More	0	0	0	0	0	0	0	0	0	0	1	0	1
Unknown (Race)	1	0	0	1									
Total	7	1	0	8	6	1	7	0	0	0	7	1	8
Total Minority	3	1	0	4	3	1	4	0	0	0	2	0	2

	<i>Promotions From</i>			<i>Promotions Into</i>			<i>Promotions Within</i>		
	Males	Females	TOTAL RACE	Males	Females	TOTAL RACE	Males	Females	TOTAL RACE
White	0	0	0	0	0	0	1	0	1
Afr. Amer.	0	0	0	0	0	0	0	0	0
Hispanic	0	0	0	0	0	0	0	0	0
Asian	0	0	0	0	0	0	0	0	0
Nat. Amer.	0	0	0	0	0	0	0	0	0
NHOPI	0	0	0	0	0	0	0	0	0
Two or More	0	0	0	0	0	0	0	0	0
Total	0	0	0	0	0	0	1	0	1
Total Minority	0	0	0	0	0	0	0	0	0

California State University, Los Angeles

Snapshot Date: 11/01/2016

Personnel Transactions Summary

Job Group: 12 - 201525 - Postsecondary Teachers (Technology)

Transaction Dates: 11/01/2015 To 10/31/2016

	<i>Applicants</i>				<i>Hires</i>			<i>Terminations (I)</i>			<i>Terminations (V)</i>		
	Males	Females	UNKNOWN (GENDER)	TOTAL RACE	Males	Females	TOTAL RACE	Males	Females	TOTAL RACE	Males	Females	TOTAL RACE
White	2	0	0	2	2	0	2	0	0	0	4	0	4
Afr. Amer.	1	0	0	1	1	0	1	0	0	0	1	0	1
Hispanic	1	0	0	1	1	0	1	0	0	0	2	1	3
Asian	0	0	0	0	0	0	0	0	0	0	2	0	2
Nat. Amer.	0	0	0	0	0	0	0	0	0	0	0	0	0
NHOPI	0	0	0	0	0	0	0	0	0	0	0	0	0
Two or More	1	0	0	1	1	0	1	0	0	0	1	0	1
Unknown (Race)	0	0	0	0									
Total	5	0	0	5	5	0	5	0	0	0	10	1	11
Total Minority	3	0	0	3	3	0	3	0	0	0	6	1	7

	<i>Promotions From</i>			<i>Promotions Into</i>			<i>Promotions Within</i>		
	Males	Females	TOTAL RACE	Males	Females	TOTAL RACE	Males	Females	TOTAL RACE
White	0	0	0	0	0	0	0	0	0
Afr. Amer.	0	0	0	0	0	0	0	0	0
Hispanic	0	0	0	0	0	0	0	0	0
Asian	0	0	0	0	0	0	0	0	0
Nat. Amer.	0	0	0	0	0	0	0	0	0
NHOPI	0	0	0	0	0	0	0	0	0
Two or More	0	0	0	0	0	0	0	0	0
Total	0	0	0	0	0	0	0	0	0
Total Minority	0	0	0	0	0	0	0	0	0

California State University, Los Angeles

Snapshot Date: 11/01/2016

Personnel Transactions Summary

Job Group: 12 - 201600 - Postsecondary Teachers (Health & Human Services)

Transaction Dates: 11/01/2015 To 10/31/2016

	<i>Applicants</i>				<i>Hires</i>			<i>Terminations (I)</i>			<i>Terminations (V)</i>		
	Males	Females	UNKNOWN (GENDER)	TOTAL RACE	Males	Females	TOTAL RACE	Males	Females	TOTAL RACE	Males	Females	TOTAL RACE
White	0	0	0	0	0	0	0	0	0	0	0	1	1
Afr. Amer.	0	0	0	0	0	0	0	0	0	0	0	0	0
Hispanic	0	0	0	0	0	0	0	0	0	0	0	0	0
Asian	0	0	0	0	0	0	0	0	0	0	0	0	0
Nat. Amer.	0	0	0	0	0	0	0	0	0	0	0	0	0
NHOPI	0	0	0	0	0	0	0	0	0	0	0	0	0
Two or More	0	0	0	0	0	0	0	0	0	0	0	0	0
Unknown (Race)	0	0	0	0									
Total	0	0	0	0	0	0	0	0	0	0	0	1	1
Total Minority	0	0	0	0	0	0	0	0	0	0	0	0	0

	<i>Promotions From</i>			<i>Promotions Into</i>			<i>Promotions Within</i>		
	Males	Females	TOTAL RACE	Males	Females	TOTAL RACE	Males	Females	TOTAL RACE
White	0	0	0	0	0	0	0	0	0
Afr. Amer.	0	0	0	0	0	0	0	0	0
Hispanic	0	0	0	0	0	0	0	0	0
Asian	0	0	0	0	0	0	0	0	0
Nat. Amer.	0	0	0	0	0	0	0	0	0
NHOPI	0	0	0	0	0	0	0	0	0
Two or More	0	0	0	0	0	0	0	0	0
Total	0	0	0	0	0	0	0	0	0
Total Minority	0	0	0	0	0	0	0	0	0

California State University, Los Angeles

Snapshot Date: 11/01/2016

Personnel Transactions Summary

Job Group: 12 - 201605 - Postsecondary Teachers (Child & Family Studies)

Transaction Dates: 11/01/2015 To 10/31/2016

	<i>Applicants</i>				<i>Hires</i>			<i>Terminations (I)</i>			<i>Terminations (V)</i>		
	Males	Females	UNKNOWN (GENDER)	TOTAL RACE	Males	Females	TOTAL RACE	Males	Females	TOTAL RACE	Males	Females	TOTAL RACE
White	0	0	0	0	0	0	0	0	0	0	0	1	1
Afr. Amer.	0	0	0	0	0	0	0	0	0	0	0	0	0
Hispanic	0	4	0	4	0	4	4	0	0	0	0	2	2
Asian	0	0	0	0	0	0	0	0	0	0	0	1	1
Nat. Amer.	0	0	0	0	0	0	0	0	0	0	0	0	0
NHOPI	0	0	0	0	0	0	0	0	0	0	0	0	0
Two or More	0	0	0	0	0	0	0	0	0	0	0	0	0
Unknown (Race)	0	0	0	0									
Total	0	4	0	4	0	4	4	0	0	0	0	4	4
Total Minority	0	4	0	4	0	4	4	0	0	0	0	3	3

	<i>Promotions From</i>			<i>Promotions Into</i>			<i>Promotions Within</i>		
	Males	Females	TOTAL RACE	Males	Females	TOTAL RACE	Males	Females	TOTAL RACE
White	0	0	0	0	1	1	0	0	0
Afr. Amer.	0	0	0	0	0	0	0	0	0
Hispanic	0	0	0	0	0	0	0	0	0
Asian	0	0	0	0	0	0	0	0	0
Nat. Amer.	0	0	0	0	0	0	0	0	0
NHOPI	0	0	0	0	0	0	0	0	0
Two or More	0	0	0	0	0	0	0	0	0
Total	0	0	0	0	1	1	0	0	0
Total Minority	0	0	0	0	0	0	0	0	0

California State University, Los Angeles

Snapshot Date: 11/01/2016

Personnel Transactions Summary

Job Group: 12 - 201610 - Postsecondary Teachers (Communication Disorders)

Transaction Dates: 11/01/2015 To 10/31/2016

	<i>Applicants</i>				<i>Hires</i>			<i>Terminations (I)</i>			<i>Terminations (V)</i>		
	Males	Females	UNKNOWN (GENDER)	TOTAL RACE	Males	Females	TOTAL RACE	Males	Females	TOTAL RACE	Males	Females	TOTAL RACE
White	2	1	0	3	2	1	3	0	0	0	0	2	2
Afr. Amer.	0	0	0	0	0	0	0	0	0	0	0	0	0
Hispanic	0	1	0	1	0	1	1	0	0	0	0	0	0
Asian	0	1	0	1	0	1	1	0	0	0	0	0	0
Nat. Amer.	0	0	0	0	0	0	0	0	0	0	0	0	0
NHOPI	0	0	0	0	0	0	0	0	0	0	0	0	0
Two or More	0	0	0	0	0	0	0	0	0	0	0	0	0
Unknown (Race)	0	0	0	0									
Total	2	3	0	5	2	3	5	0	0	0	0	2	2
Total Minority	0	2	0	2	0	2	2	0	0	0	0	0	0

	<i>Promotions From</i>			<i>Promotions Into</i>			<i>Promotions Within</i>		
	Males	Females	TOTAL RACE	Males	Females	TOTAL RACE	Males	Females	TOTAL RACE
White	0	0	0	0	0	0	0	3	3
Afr. Amer.	0	0	0	0	0	0	0	0	0
Hispanic	0	0	0	0	0	0	0	0	0
Asian	0	0	0	0	0	0	0	0	0
Nat. Amer.	0	0	0	0	0	0	0	0	0
NHOPI	0	0	0	0	0	0	0	0	0
Two or More	0	0	0	0	0	0	0	0	0
Total	0	0	0	0	0	0	0	3	3
Total Minority	0	0	0	0	0	0	0	0	0

California State University, Los Angeles

Snapshot Date: 11/01/2016

Personnel Transactions Summary

Job Group: 12 - 201615 - Postsecondary Teachers (Criminal Justice)

Transaction Dates: 11/01/2015 To 10/31/2016

	<i>Applicants</i>				<i>Hires</i>			<i>Terminations (I)</i>			<i>Terminations (V)</i>		
	Males	Females	UNKNOWN (GENDER)	TOTAL RACE	Males	Females	TOTAL RACE	Males	Females	TOTAL RACE	Males	Females	TOTAL RACE
White	3	2	0	5	3	2	5	0	0	0	2	2	4
Afr. Amer.	2	1	0	3	2	1	3	0	0	0	0	0	0
Hispanic	2	2	0	4	2	2	4	0	0	0	0	1	1
Asian	0	0	0	0	0	0	0	0	0	0	0	0	0
Nat. Amer.	0	0	0	0	0	0	0	0	0	0	0	0	0
NHOPI	0	0	0	0	0	0	0	0	0	0	0	0	0
Two or More	0	0	0	0	0	0	0	0	0	0	0	0	0
Unknown (Race)	0	0	0	0									
Total	7	5	0	12	7	5	12	0	0	0	2	3	5
Total Minority	4	3	0	7	4	3	7	0	0	0	0	1	1

	<i>Promotions From</i>			<i>Promotions Into</i>			<i>Promotions Within</i>		
	Males	Females	TOTAL RACE	Males	Females	TOTAL RACE	Males	Females	TOTAL RACE
White	0	0	0	0	0	0	0	0	0
Afr. Amer.	0	0	0	0	0	0	0	0	0
Hispanic	0	0	0	0	0	0	0	0	0
Asian	0	0	0	0	0	0	0	0	0
Nat. Amer.	0	0	0	0	0	0	0	0	0
NHOPI	0	0	0	0	0	0	0	0	0
Two or More	0	0	0	0	0	0	0	0	0
Total	0	0	0	0	0	0	0	0	0
Total Minority	0	0	0	0	0	0	0	0	0

California State University, Los Angeles

Snapshot Date: 11/01/2016

Personnel Transactions Summary

Job Group: 12 - 201620 - Postsecondary Teachers (Public Health)

Transaction Dates: 11/01/2015 To 10/31/2016

	<i>Applicants</i>				<i>Hires</i>			<i>Terminations (I)</i>			<i>Terminations (V)</i>		
	Males	Females	UNKNOWN (GENDER)	TOTAL RACE	Males	Females	TOTAL RACE	Males	Females	TOTAL RACE	Males	Females	TOTAL RACE
White	0	3	0	3	0	3	3	0	0	0	2	2	4
Afr. Amer.	2	1	0	3	2	1	3	0	0	0	1	0	1
Hispanic	0	2	0	2	0	2	2	0	0	0	1	1	2
Asian	0	1	0	1	0	1	1	0	0	0	0	2	2
Nat. Amer.	0	0	0	0	0	0	0	0	0	0	0	0	0
NHOPI	0	0	0	0	0	0	0	0	0	0	0	0	0
Two or More	0	0	0	0	0	0	0	0	0	0	0	0	0
Unknown (Race)	0	0	0	0									
Total	2	7	0	9	2	7	9	0	0	0	4	5	9
Total Minority	2	4	0	6	2	4	6	0	0	0	2	3	5

	<i>Promotions From</i>			<i>Promotions Into</i>			<i>Promotions Within</i>		
	Males	Females	TOTAL RACE	Males	Females	TOTAL RACE	Males	Females	TOTAL RACE
White	0	0	0	0	0	0	0	0	0
Afr. Amer.	0	0	0	0	0	0	0	0	0
Hispanic	0	0	0	0	0	0	0	0	0
Asian	0	0	0	0	0	0	0	0	0
Nat. Amer.	0	0	0	0	0	0	0	0	0
NHOPI	0	0	0	0	0	0	0	0	0
Two or More	0	0	0	0	0	0	0	0	0
Total	0	0	0	0	0	0	0	0	0
Total Minority	0	0	0	0	0	0	0	0	0

California State University, Los Angeles

Snapshot Date: 11/01/2016

Personnel Transactions Summary

Job Group: 12 - 201625 - Postsecondary Teachers (Kinesiology & Nutritnl Science)

Transaction Dates: 11/01/2015 To 10/31/2016

	<i>Applicants</i>				<i>Hires</i>			<i>Terminations (I)</i>			<i>Terminations (V)</i>		
	Males	Females	UNKNOWN (GENDER)	TOTAL RACE	Males	Females	TOTAL RACE	Males	Females	TOTAL RACE	Males	Females	TOTAL RACE
White	5	7	0	12	5	7	12	0	0	0	2	3	5
Afr. Amer.	1	0	0	1	1	0	1	0	0	0	0	2	2
Hispanic	1	2	0	3	1	2	3	0	0	0	0	2	2
Asian	2	2	0	4	2	2	4	0	0	0	3	1	4
Nat. Amer.	1	0	0	1	1	0	1	0	0	0	0	0	0
NHOPI	0	0	0	0	0	0	0	0	0	0	0	0	0
Two or More	0	1	0	1	0	1	1	0	0	0	0	1	1
Unknown (Race)	1	0	0	1									
Total	11	12	0	23	10	12	22	0	0	0	5	9	14
Total Minority	5	5	0	10	5	5	10	0	0	0	3	6	9

	<i>Promotions From</i>			<i>Promotions Into</i>			<i>Promotions Within</i>		
	Males	Females	TOTAL RACE	Males	Females	TOTAL RACE	Males	Females	TOTAL RACE
White	0	0	0	0	0	0	0	0	0
Afr. Amer.	0	0	0	0	0	0	0	0	0
Hispanic	0	0	0	0	0	0	0	0	0
Asian	0	0	0	0	0	0	0	0	0
Nat. Amer.	0	0	0	0	0	0	0	0	0
NHOPI	0	0	0	0	0	0	0	0	0
Two or More	0	0	0	0	0	0	0	0	0
Total	0	0	0	0	0	0	0	0	0
Total Minority	0	0	0	0	0	0	0	0	0

California State University, Los Angeles

Snapshot Date: 11/01/2016

Personnel Transactions Summary

Job Group: 12 - 201630 - Postsecondary Teachers (Nursing)

Transaction Dates: 11/01/2015 To 10/31/2016

	<i>Applicants</i>				<i>Hires</i>			<i>Terminations (I)</i>			<i>Terminations (V)</i>		
	Males	Females	UNKNOWN (GENDER)	TOTAL RACE	Males	Females	TOTAL RACE	Males	Females	TOTAL RACE	Males	Females	TOTAL RACE
White	2	2	0	4	2	2	4	0	0	0	0	4	4
Afr. Amer.	0	0	0	0	0	0	0	0	0	0	0	0	0
Hispanic	0	8	0	8	0	8	8	0	0	0	0	3	3
Asian	0	4	0	4	0	4	4	0	0	0	0	2	2
Nat. Amer.	0	0	0	0	0	0	0	0	0	0	0	0	0
NHOPI	0	0	0	0	0	0	0	0	0	0	0	0	0
Two or More	0	0	0	0	0	0	0	0	0	0	0	0	0
Unknown (Race)	0	1	0	1									
Total	2	15	0	17	2	14	16	0	0	0	0	9	9
Total Minority	0	12	0	12	0	12	12	0	0	0	0	5	5

	<i>Promotions From</i>			<i>Promotions Into</i>			<i>Promotions Within</i>		
	Males	Females	TOTAL RACE	Males	Females	TOTAL RACE	Males	Females	TOTAL RACE
White	0	0	0	0	0	0	0	0	0
Afr. Amer.	0	0	0	0	0	0	0	0	0
Hispanic	0	0	0	0	0	0	0	0	0
Asian	0	0	0	0	0	0	0	0	0
Nat. Amer.	0	0	0	0	0	0	0	0	0
NHOPI	0	0	0	0	0	0	0	0	0
Two or More	0	0	0	0	0	0	0	0	0
Total	0	0	0	0	0	0	0	0	0
Total Minority	0	0	0	0	0	0	0	0	0

California State University, Los Angeles

Snapshot Date: 11/01/2016

Personnel Transactions Summary

Job Group: 12 - 201635 - Postsecondary Teachers (Social Work)

Transaction Dates: 11/01/2015 To 10/31/2016

	<i>Applicants</i>				<i>Hires</i>			<i>Terminations (I)</i>			<i>Terminations (V)</i>		
	Males	Females	UNKNOWN (GENDER)	TOTAL RACE	Males	Females	TOTAL RACE	Males	Females	TOTAL RACE	Males	Females	TOTAL RACE
White	0	1	0	1	0	1	1	0	0	0	1	4	5
Afr. Amer.	1	4	0	5	1	4	5	0	0	0	1	2	3
Hispanic	0	3	0	3	0	3	3	0	0	0	0	2	2
Asian	0	2	0	2	0	2	2	0	0	0	2	2	4
Nat. Amer.	0	0	0	0	0	0	0	0	0	0	0	0	0
NHOPI	0	0	0	0	0	0	0	0	0	0	0	0	0
Two or More	1	0	0	1	1	0	1	0	0	0	1	0	1
Unknown (Race)	0	0	0	0									
Total	2	10	0	12	2	10	12	0	0	0	5	10	15
Total Minority	2	9	0	11	2	9	11	0	0	0	4	6	10

	<i>Promotions From</i>			<i>Promotions Into</i>			<i>Promotions Within</i>		
	Males	Females	TOTAL RACE	Males	Females	TOTAL RACE	Males	Females	TOTAL RACE
White	0	0	0	0	0	0	0	0	0
Afr. Amer.	0	0	0	0	0	0	0	0	0
Hispanic	0	0	0	0	0	0	0	0	0
Asian	0	0	0	0	0	0	0	0	0
Nat. Amer.	0	0	0	0	0	0	0	0	0
NHOPI	0	0	0	0	0	0	0	0	0
Two or More	0	0	0	0	0	0	0	0	0
Total	0	0	0	0	0	0	0	0	0
Total Minority	0	0	0	0	0	0	0	0	0

California State University, Los Angeles

Snapshot Date: 11/01/2016

Personnel Transactions Summary

Job Group: 12 - 201640 - Postsecondary Teachers (HHS Advisement & Outreach Ctr)

Transaction Dates: 11/01/2015 To 10/31/2016

	<i>Applicants</i>				<i>Hires</i>			<i>Terminations (I)</i>			<i>Terminations (V)</i>		
	Males	Females	UNKNOWN (GENDER)	TOTAL RACE	Males	Females	TOTAL RACE	Males	Females	TOTAL RACE	Males	Females	TOTAL RACE
White	0	0	0	0	0	0	0	0	0	0	0	0	0
Afr. Amer.	0	0	0	0	0	0	0	0	0	0	0	0	0
Hispanic	0	0	0	0	0	0	0	0	0	0	1	1	2
Asian	0	0	0	0	0	0	0	0	0	0	0	0	0
Nat. Amer.	0	0	0	0	0	0	0	0	0	0	0	0	0
NHOPI	0	0	0	0	0	0	0	0	0	0	0	0	0
Two or More	0	0	0	0	0	0	0	0	0	0	0	0	0
Unknown (Race)	0	0	0	0									
Total	0	0	0	0	0	0	0	0	0	0	1	1	2
Total Minority	0	0	0	0	0	0	0	0	0	0	1	1	2

	<i>Promotions From</i>			<i>Promotions Into</i>			<i>Promotions Within</i>		
	Males	Females	TOTAL RACE	Males	Females	TOTAL RACE	Males	Females	TOTAL RACE
White	0	0	0	0	0	0	0	0	0
Afr. Amer.	0	0	0	0	0	0	0	0	0
Hispanic	0	0	0	0	0	0	0	0	0
Asian	0	0	0	0	0	0	0	0	0
Nat. Amer.	0	0	0	0	0	0	0	0	0
NHOPI	0	0	0	0	0	0	0	0	0
Two or More	0	0	0	0	0	0	0	0	0
Total	0	0	0	0	0	0	0	0	0
Total Minority	0	0	0	0	0	0	0	0	0

California State University, Los Angeles

Snapshot Date: 11/01/2016

Personnel Transactions Summary

Job Group: 12 - 201650 - Postsecondary Teachers (Applied Gerontology Institute)

Transaction Dates: 11/01/2015 To 10/31/2016

	<i>Applicants</i>				<i>Hires</i>			<i>Terminations (I)</i>			<i>Terminations (V)</i>		
	Males	Females	UNKNOWN (GENDER)	TOTAL RACE	Males	Females	TOTAL RACE	Males	Females	TOTAL RACE	Males	Females	TOTAL RACE
White	0	0	0	0	0	0	0	0	0	0	0	0	0
Afr. Amer.	0	0	0	0	0	0	0	0	0	0	0	0	0
Hispanic	0	0	0	0	0	0	0	0	0	0	0	0	0
Asian	0	0	0	0	0	0	0	0	0	0	0	0	0
Nat. Amer.	0	0	0	0	0	0	0	0	0	0	0	0	0
NHOPI	0	0	0	0	0	0	0	0	0	0	0	0	0
Two or More	0	0	0	0	0	0	0	0	0	0	0	0	0
Unknown (Race)	0	0	0	0									
Total	0	0	0	0	0	0	0	0	0	0	0	0	0
Total Minority	0	0	0	0	0	0	0	0	0	0	0	0	0

	<i>Promotions From</i>			<i>Promotions Into</i>			<i>Promotions Within</i>		
	Males	Females	TOTAL RACE	Males	Females	TOTAL RACE	Males	Females	TOTAL RACE
White	0	0	0	0	0	0	0	0	0
Afr. Amer.	0	0	0	0	0	0	0	0	0
Hispanic	0	0	0	0	0	0	0	0	0
Asian	0	0	0	0	0	0	0	0	0
Nat. Amer.	0	0	0	0	0	0	0	0	0
NHOPI	0	0	0	0	0	0	0	0	0
Two or More	0	0	0	0	0	0	0	0	0
Total	0	0	0	0	0	0	0	0	0
Total Minority	0	0	0	0	0	0	0	0	0

California State University, Los Angeles

Snapshot Date: 11/01/2016

Personnel Transactions Summary

Job Group: 12 - 201700 - Postsecondary Teachers (Natural & Social Sciences)

Transaction Dates: 11/01/2015 To 10/31/2016

	<i>Applicants</i>				<i>Hires</i>			<i>Terminations (I)</i>			<i>Terminations (V)</i>		
	Males	Females	UNKNOWN (GENDER)	TOTAL RACE	Males	Females	TOTAL RACE	Males	Females	TOTAL RACE	Males	Females	TOTAL RACE
White	2	5	0	7	2	5	7	0	1	1	0	2	2
Afr. Amer.	0	0	0	0	0	0	0	0	0	0	0	0	0
Hispanic	1	1	0	2	1	1	2	0	0	0	3	0	3
Asian	0	0	0	0	0	0	0	0	0	0	0	1	1
Nat. Amer.	0	0	0	0	0	0	0	0	0	0	0	0	0
NHOPI	0	0	0	0	0	0	0	0	0	0	0	0	0
Two or More	0	2	0	2	0	2	2	0	0	0	2	1	3
Unknown (Race)	0	0	0	0									
Total	3	8	0	11	3	8	11	0	1	1	5	4	9
Total Minority	1	3	0	4	1	3	4	0	0	0	5	2	7

	<i>Promotions From</i>			<i>Promotions Into</i>			<i>Promotions Within</i>		
	Males	Females	TOTAL RACE	Males	Females	TOTAL RACE	Males	Females	TOTAL RACE
White	0	0	0	0	0	0	0	0	0
Afr. Amer.	0	0	0	0	0	0	0	0	0
Hispanic	0	0	0	0	0	0	0	0	0
Asian	0	0	0	0	0	0	0	0	0
Nat. Amer.	0	0	0	0	0	0	0	0	0
NHOPI	0	0	0	0	0	0	0	0	0
Two or More	0	0	0	0	0	0	0	0	0
Total	0	0	0	0	0	0	0	0	0
Total Minority	0	0	0	0	0	0	0	0	0

California State University, Los Angeles

Snapshot Date: 11/01/2016

Personnel Transactions Summary

Job Group: 12 - 201705 - Postsecondary Teachers (Anthropology)

Transaction Dates: 11/01/2015 To 10/31/2016

	<i>Applicants</i>				<i>Hires</i>			<i>Terminations (I)</i>			<i>Terminations (V)</i>		
	Males	Females	UNKNOWN (GENDER)	TOTAL RACE	Males	Females	TOTAL RACE	Males	Females	TOTAL RACE	Males	Females	TOTAL RACE
White	0	3	0	3	0	3	3	0	0	0	0	0	0
Afr. Amer.	0	0	0	0	0	0	0	0	0	0	1	0	1
Hispanic	0	0	0	0	0	0	0	0	0	0	0	0	0
Asian	0	1	0	1	0	1	1	0	0	0	0	0	0
Nat. Amer.	0	0	0	0	0	0	0	0	0	0	0	0	0
NHOPI	0	0	0	0	0	0	0	0	0	0	0	0	0
Two or More	0	1	0	1	0	1	1	0	0	0	0	0	0
Unknown (Race)	0	0	0	0									
Total	0	5	0	5	0	5	5	0	0	0	1	0	1
Total Minority	0	2	0	2	0	2	2	0	0	0	1	0	1

	<i>Promotions From</i>			<i>Promotions Into</i>			<i>Promotions Within</i>		
	Males	Females	TOTAL RACE	Males	Females	TOTAL RACE	Males	Females	TOTAL RACE
White	0	0	0	0	0	0	0	0	0
Afr. Amer.	0	0	0	0	0	0	0	0	0
Hispanic	0	0	0	0	0	0	0	0	0
Asian	0	0	0	0	0	0	0	0	0
Nat. Amer.	0	0	0	0	0	0	0	0	0
NHOPI	0	0	0	0	0	0	0	0	0
Two or More	0	0	0	0	0	0	0	0	0
Total	0	0	0	0	0	0	0	0	0
Total Minority	0	0	0	0	0	0	0	0	0

California State University, Los Angeles

Snapshot Date: 11/01/2016

Personnel Transactions Summary

Job Group: 12 - 201707 - Postsecondary Teachers (Asian American Studies)

Transaction Dates: 11/01/2015 To 10/31/2016

	<i>Applicants</i>				<i>Hires</i>			<i>Terminations (I)</i>			<i>Terminations (V)</i>		
	Males	Females	UNKNOWN (GENDER)	TOTAL RACE	Males	Females	TOTAL RACE	Males	Females	TOTAL RACE	Males	Females	TOTAL RACE
White	0	0	0	0	0	0	0	0	0	0	0	0	0
Afr. Amer.	0	0	0	0	0	0	0	0	0	0	0	0	0
Hispanic	0	0	0	0	0	0	0	0	0	0	0	0	0
Asian	0	0	0	0	0	0	0	0	0	0	0	0	0
Nat. Amer.	0	0	0	0	0	0	0	0	0	0	0	0	0
NHOPI	0	0	0	0	0	0	0	0	0	0	0	0	0
Two or More	0	0	0	0	0	0	0	0	0	0	0	0	0
Unknown (Race)	0	0	0	0									
Total	0	0	0	0	0	0	0	0	0	0	0	0	0
Total Minority	0	0	0	0	0	0	0	0	0	0	0	0	0

	<i>Promotions From</i>			<i>Promotions Into</i>			<i>Promotions Within</i>		
	Males	Females	TOTAL RACE	Males	Females	TOTAL RACE	Males	Females	TOTAL RACE
White	0	0	0	0	0	0	0	0	0
Afr. Amer.	0	0	0	0	0	0	0	0	0
Hispanic	0	0	0	0	0	0	0	0	0
Asian	0	0	0	0	0	0	0	0	0
Nat. Amer.	0	0	0	0	0	0	0	0	0
NHOPI	0	0	0	0	0	0	0	0	0
Two or More	0	0	0	0	0	0	0	0	0
Total	0	0	0	0	0	0	0	0	0
Total Minority	0	0	0	0	0	0	0	0	0

California State University, Los Angeles

Snapshot Date: 11/01/2016

Personnel Transactions Summary

Job Group: 12 - 201710 - Postsecondary Teachers (Biology and Microbiology)

Transaction Dates: 11/01/2015 To 10/31/2016

	<i>Applicants</i>				<i>Hires</i>			<i>Terminations (I)</i>			<i>Terminations (V)</i>		
	Males	Females	UNKNOWN (GENDER)	TOTAL RACE	Males	Females	TOTAL RACE	Males	Females	TOTAL RACE	Males	Females	TOTAL RACE
White	2	2	0	4	2	2	4	0	0	0	3	6	9
Afr. Amer.	1	0	0	1	1	0	1	0	0	0	1	0	1
Hispanic	0	0	0	0	0	0	0	0	0	0	4	3	7
Asian	1	2	0	3	1	2	3	0	0	0	2	2	4
Nat. Amer.	0	0	0	0	0	0	0	0	0	0	0	0	0
NHOPI	0	0	0	0	0	0	0	0	0	0	0	0	0
Two or More	1	1	0	2	1	1	2	0	0	0	0	2	2
Unknown (Race)	1	0	0	1									
Total	6	5	0	11	5	5	10	0	0	0	10	13	23
Total Minority	3	3	0	6	3	3	6	0	0	0	7	7	14

	<i>Promotions From</i>			<i>Promotions Into</i>			<i>Promotions Within</i>		
	Males	Females	TOTAL RACE	Males	Females	TOTAL RACE	Males	Females	TOTAL RACE
White	0	0	0	0	0	0	0	0	0
Afr. Amer.	0	0	0	0	0	0	0	0	0
Hispanic	0	0	0	0	0	0	0	0	0
Asian	0	0	0	0	0	0	0	1	1
Nat. Amer.	0	0	0	0	0	0	0	0	0
NHOPI	0	0	0	0	0	0	0	0	0
Two or More	0	0	0	0	0	0	0	0	0
Total	0	0	0	0	0	0	0	1	1
Total Minority	0	0	0	0	0	0	0	1	1

California State University, Los Angeles

Snapshot Date: 11/01/2016

Personnel Transactions Summary

Job Group: 12 - 201715 - Postsecondary Teachers (Chemistry & Biochemistry)

Transaction Dates: 11/01/2015 To 10/31/2016

	<i>Applicants</i>				<i>Hires</i>			<i>Terminations (I)</i>			<i>Terminations (V)</i>		
	Males	Females	UNKNOWN (GENDER)	TOTAL RACE	Males	Females	TOTAL RACE	Males	Females	TOTAL RACE	Males	Females	TOTAL RACE
White	3	0	0	3	3	0	3	0	0	0	1	0	1
Afr. Amer.	0	0	0	0	0	0	0	0	0	0	0	0	0
Hispanic	0	0	0	0	0	0	0	0	0	0	1	1	2
Asian	2	2	0	4	2	2	4	0	0	0	1	0	1
Nat. Amer.	0	0	0	0	0	0	0	0	0	0	0	0	0
NHOPI	0	0	0	0	0	0	0	0	0	0	0	0	0
Two or More	0	0	0	0	0	0	0	0	0	0	0	0	0
Unknown (Race)	0	0	0	0									
Total	5	2	0	7	5	2	7	0	0	0	3	1	4
Total Minority	2	2	0	4	2	2	4	0	0	0	2	1	3

	<i>Promotions From</i>			<i>Promotions Into</i>			<i>Promotions Within</i>		
	Males	Females	TOTAL RACE	Males	Females	TOTAL RACE	Males	Females	TOTAL RACE
White	0	0	0	0	0	0	0	0	0
Afr. Amer.	0	0	0	0	0	0	0	0	0
Hispanic	0	0	0	0	0	0	0	0	0
Asian	0	0	0	0	0	0	0	0	0
Nat. Amer.	0	0	0	0	0	0	0	0	0
NHOPI	0	0	0	0	0	0	0	0	0
Two or More	0	0	0	0	0	0	0	0	0
Total	0	0	0	0	0	0	0	0	0
Total Minority	0	0	0	0	0	0	0	0	0

California State University, Los Angeles

Snapshot Date: 11/01/2016

Personnel Transactions Summary

Job Group: 12 - 201720 - Postsecondary Teachers (Chicano Studies)

Transaction Dates: 11/01/2015 To 10/31/2016

	<i>Applicants</i>				<i>Hires</i>			<i>Terminations (I)</i>			<i>Terminations (V)</i>		
	Males	Females	UNKNOWN (GENDER)	TOTAL RACE	Males	Females	TOTAL RACE	Males	Females	TOTAL RACE	Males	Females	TOTAL RACE
White	1	0	0	1	1	0	1	0	0	0	0	0	0
Afr. Amer.	0	0	0	0	0	0	0	0	0	0	0	0	0
Hispanic	6	3	0	9	6	3	9	0	0	0	7	6	13
Asian	1	0	0	1	1	0	1	0	0	0	0	0	0
Nat. Amer.	0	0	0	0	0	0	0	0	0	0	1	0	1
NHOPI	0	0	0	0	0	0	0	0	0	0	0	0	0
Two or More	0	1	0	1	0	1	1	0	0	0	0	1	1
Unknown (Race)	1	0	0	1									
Total	9	4	0	13	8	4	12	0	0	0	8	7	15
Total Minority	7	4	0	11	7	4	11	0	0	0	8	7	15

	<i>Promotions From</i>			<i>Promotions Into</i>			<i>Promotions Within</i>		
	Males	Females	TOTAL RACE	Males	Females	TOTAL RACE	Males	Females	TOTAL RACE
White	0	0	0	0	0	0	0	0	0
Afr. Amer.	0	0	0	0	0	0	0	0	0
Hispanic	0	0	0	0	0	0	0	2	2
Asian	0	0	0	0	0	0	0	0	0
Nat. Amer.	0	0	0	0	0	0	0	0	0
NHOPI	0	0	0	0	0	0	0	0	0
Two or More	0	0	0	0	0	0	0	0	0
Total	0	0	0	0	0	0	0	2	2
Total Minority	0	0	0	0	0	0	0	2	2

California State University, Los Angeles

Snapshot Date: 11/01/2016

Personnel Transactions Summary

Job Group: 12 - 201725 - Postsecondary Teachers (Geography & Urban Analysis)

Transaction Dates: 11/01/2015 To 10/31/2016

	<i>Applicants</i>				<i>Hires</i>			<i>Terminations (I)</i>			<i>Terminations (V)</i>		
	Males	Females	UNKNOWN (GENDER)	TOTAL RACE	Males	Females	TOTAL RACE	Males	Females	TOTAL RACE	Males	Females	TOTAL RACE
White	0	0	0	0	0	0	0	0	0	0	0	0	0
Afr. Amer.	0	0	0	0	0	0	0	0	0	0	0	0	0
Hispanic	0	0	0	0	0	0	0	0	0	0	0	0	0
Asian	0	1	0	1	0	1	1	0	0	0	0	0	0
Nat. Amer.	0	0	0	0	0	0	0	0	0	0	0	0	0
NHOPI	0	0	0	0	0	0	0	0	0	0	0	0	0
Two or More	0	0	0	0	0	0	0	0	0	0	0	0	0
Unknown (Race)	0	0	0	0									
Total	0	1	0	1	0	1	1	0	0	0	0	0	0
Total Minority	0	1	0	1	0	1	1	0	0	0	0	0	0

	<i>Promotions From</i>			<i>Promotions Into</i>			<i>Promotions Within</i>		
	Males	Females	TOTAL RACE	Males	Females	TOTAL RACE	Males	Females	TOTAL RACE
White	0	0	0	0	0	0	0	0	0
Afr. Amer.	0	0	0	0	0	0	0	0	0
Hispanic	0	0	0	0	0	0	0	0	0
Asian	0	0	0	0	0	0	0	0	0
Nat. Amer.	0	0	0	0	0	0	0	0	0
NHOPI	0	0	0	0	0	0	0	0	0
Two or More	0	0	0	0	0	0	0	0	0
Total	0	0	0	0	0	0	0	0	0
Total Minority	0	0	0	0	0	0	0	0	0

California State University, Los Angeles

Snapshot Date: 11/01/2016

Personnel Transactions Summary

Job Group: 12 - 201730 - Postsecondary Teachers (Geological Sciences)

Transaction Dates: 11/01/2015 To 10/31/2016

	<i>Applicants</i>				<i>Hires</i>			<i>Terminations (I)</i>			<i>Terminations (V)</i>		
	Males	Females	UNKNOWN (GENDER)	TOTAL RACE	Males	Females	TOTAL RACE	Males	Females	TOTAL RACE	Males	Females	TOTAL RACE
White	1	1	0	2	1	1	2	0	0	0	1	2	3
Afr. Amer.	1	0	0	1	1	0	1	0	0	0	1	0	1
Hispanic	2	0	0	2	2	0	2	0	0	0	2	0	2
Asian	0	0	0	0	0	0	0	0	0	0	2	1	3
Nat. Amer.	0	0	0	0	0	0	0	0	0	0	0	0	0
NHOPI	0	0	0	0	0	0	0	0	0	0	0	0	0
Two or More	0	0	0	0	0	0	0	0	0	0	0	1	1
Unknown (Race)	0	0	0	0									
Total	4	1	0	5	4	1	5	0	0	0	6	4	10
Total Minority	3	0	0	3	3	0	3	0	0	0	5	2	7

	<i>Promotions From</i>			<i>Promotions Into</i>			<i>Promotions Within</i>		
	Males	Females	TOTAL RACE	Males	Females	TOTAL RACE	Males	Females	TOTAL RACE
White	0	0	0	0	0	0	0	0	0
Afr. Amer.	0	0	0	0	0	0	0	0	0
Hispanic	0	0	0	0	0	0	0	0	0
Asian	0	0	0	0	0	0	0	0	0
Nat. Amer.	0	0	0	0	0	0	0	0	0
NHOPI	0	0	0	0	0	0	0	0	0
Two or More	0	0	0	0	0	0	0	0	0
Total	0	0	0	0	0	0	0	0	0
Total Minority	0	0	0	0	0	0	0	0	0

California State University, Los Angeles

Snapshot Date: 11/01/2016

Personnel Transactions Summary

Job Group: 12 - 201735 - Postsecondary Teachers (History)

Transaction Dates: 11/01/2015 To 10/31/2016

	<i>Applicants</i>				<i>Hires</i>			<i>Terminations (I)</i>			<i>Terminations (V)</i>		
	Males	Females	UNKNOWN (GENDER)	TOTAL RACE	Males	Females	TOTAL RACE	Males	Females	TOTAL RACE	Males	Females	TOTAL RACE
White	0	0	0	0	0	0	0	0	0	0	3	1	4
Afr. Amer.	0	0	0	0	0	0	0	0	0	0	0	0	0
Hispanic	0	1	0	1	0	1	1	0	0	0	0	1	1
Asian	0	0	0	0	0	0	0	0	0	0	0	0	0
Nat. Amer.	0	0	0	0	0	0	0	0	0	0	0	0	0
NHOPI	0	0	0	0	0	0	0	0	0	0	0	0	0
Two or More	0	0	0	0	0	0	0	0	0	0	0	0	0
Unknown (Race)	0	0	0	0									
Total	0	1	0	1	0	1	1	0	0	0	3	2	5
Total Minority	0	1	0	1	0	1	1	0	0	0	0	1	1

	<i>Promotions From</i>			<i>Promotions Into</i>			<i>Promotions Within</i>		
	Males	Females	TOTAL RACE	Males	Females	TOTAL RACE	Males	Females	TOTAL RACE
White	0	0	0	0	0	0	0	0	0
Afr. Amer.	0	0	0	0	0	0	0	0	0
Hispanic	0	0	0	0	0	0	0	0	0
Asian	0	0	0	0	0	0	0	0	0
Nat. Amer.	0	0	0	0	0	0	0	0	0
NHOPI	0	0	0	0	0	0	0	0	0
Two or More	0	0	0	0	0	0	0	0	0
Total	0	0	0	0	0	0	0	0	0
Total Minority	0	0	0	0	0	0	0	0	0

California State University, Los Angeles

Snapshot Date: 11/01/2016

Personnel Transactions Summary

Job Group: 12 - 201740 - Postsecondary Teachers (Latin American Studies)

Transaction Dates: 11/01/2015 To 10/31/2016

	<i>Applicants</i>				<i>Hires</i>			<i>Terminations (I)</i>			<i>Terminations (V)</i>		
	Males	Females	UNKNOWN (GENDER)	TOTAL RACE	Males	Females	TOTAL RACE	Males	Females	TOTAL RACE	Males	Females	TOTAL RACE
White	0	0	0	0	0	0	0	0	0	0	0	0	0
Afr. Amer.	0	0	0	0	0	0	0	0	0	0	0	0	0
Hispanic	1	0	0	1	1	0	1	0	0	0	0	0	0
Asian	0	0	0	0	0	0	0	0	0	0	0	0	0
Nat. Amer.	0	0	0	0	0	0	0	0	0	0	0	0	0
NHOPI	0	0	0	0	0	0	0	0	0	0	0	0	0
Two or More	0	0	0	0	0	0	0	0	0	0	0	0	0
Unknown (Race)	0	0	0	0									
Total	1	0	0	1	1	0	1	0	0	0	0	0	0
Total Minority	1	0	0	1	1	0	1	0	0	0	0	0	0

	<i>Promotions From</i>			<i>Promotions Into</i>			<i>Promotions Within</i>		
	Males	Females	TOTAL RACE	Males	Females	TOTAL RACE	Males	Females	TOTAL RACE
White	0	0	0	0	0	0	0	0	0
Afr. Amer.	0	0	0	0	0	0	0	0	0
Hispanic	0	0	0	0	0	0	0	0	0
Asian	0	0	0	0	0	0	0	0	0
Nat. Amer.	0	0	0	0	0	0	0	0	0
NHOPI	0	0	0	0	0	0	0	0	0
Two or More	0	0	0	0	0	0	0	0	0
Total	0	0	0	0	0	0	0	0	0
Total Minority	0	0	0	0	0	0	0	0	0

California State University, Los Angeles

Snapshot Date: 11/01/2016

Personnel Transactions Summary

Job Group: 12 - 201745 - Postsecondary Teachers (Mathematics)

Transaction Dates: 11/01/2015 To 10/31/2016

	<i>Applicants</i>				<i>Hires</i>			<i>Terminations (I)</i>			<i>Terminations (V)</i>		
	Males	Females	UNKNOWN (GENDER)	TOTAL RACE	Males	Females	TOTAL RACE	Males	Females	TOTAL RACE	Males	Females	TOTAL RACE
White	3	0	0	3	3	0	3	0	0	0	10	2	12
Afr. Amer.	1	0	0	1	1	0	1	0	0	0	0	0	0
Hispanic	1	2	0	3	1	2	3	0	0	0	2	1	3
Asian	4	0	0	4	4	0	4	0	0	0	5	2	7
Nat. Amer.	0	0	0	0	0	0	0	0	0	0	0	0	0
NHOPI	0	0	0	0	0	0	0	0	0	0	0	0	0
Two or More	0	0	0	0	0	0	0	0	0	0	0	0	0
Unknown (Race)	0	0	0	0									
Total	9	2	0	11	9	2	11	0	0	0	17	5	22
Total Minority	6	2	0	8	6	2	8	0	0	0	7	3	10

	<i>Promotions From</i>			<i>Promotions Into</i>			<i>Promotions Within</i>		
	Males	Females	TOTAL RACE	Males	Females	TOTAL RACE	Males	Females	TOTAL RACE
White	0	0	0	0	0	0	2	1	3
Afr. Amer.	0	0	0	0	0	0	0	0	0
Hispanic	0	0	0	0	0	0	0	0	0
Asian	0	0	0	0	0	0	0	0	0
Nat. Amer.	0	0	0	0	0	0	0	0	0
NHOPI	0	0	0	0	0	0	0	0	0
Two or More	0	0	0	0	0	0	0	0	0
Total	0	0	0	0	0	0	2	1	3
Total Minority	0	0	0	0	0	0	0	0	0

California State University, Los Angeles

Snapshot Date: 11/01/2016

Personnel Transactions Summary

Job Group: 12 - 201750 - Postsecondary Teachers (Pan African Studies)

Transaction Dates: 11/01/2015 To 10/31/2016

	<i>Applicants</i>				<i>Hires</i>			<i>Terminations (I)</i>			<i>Terminations (V)</i>		
	Males	Females	UNKNOWN (GENDER)	TOTAL RACE	Males	Females	TOTAL RACE	Males	Females	TOTAL RACE	Males	Females	TOTAL RACE
White	0	0	0	0	0	0	0	0	0	0	0	0	0
Afr. Amer.	4	1	0	5	4	1	5	0	0	0	3	0	3
Hispanic	0	0	0	0	0	0	0	0	0	0	0	0	0
Asian	0	0	0	0	0	0	0	0	0	0	0	0	0
Nat. Amer.	0	0	0	0	0	0	0	0	0	0	0	0	0
NHOPI	0	0	0	0	0	0	0	0	0	0	0	0	0
Two or More	0	0	0	0	0	0	0	0	0	0	0	0	0
Unknown (Race)	0	0	0	0									
Total	4	1	0	5	4	1	5	0	0	0	3	0	3
Total Minority	4	1	0	5	4	1	5	0	0	0	3	0	3

	<i>Promotions From</i>			<i>Promotions Into</i>			<i>Promotions Within</i>		
	Males	Females	TOTAL RACE	Males	Females	TOTAL RACE	Males	Females	TOTAL RACE
White	0	0	0	0	0	0	0	0	0
Afr. Amer.	0	0	0	0	0	0	0	0	0
Hispanic	0	0	0	0	0	0	0	0	0
Asian	0	0	0	0	0	0	0	0	0
Nat. Amer.	0	0	0	0	0	0	0	0	0
NHOPI	0	0	0	0	0	0	0	0	0
Two or More	0	0	0	0	0	0	0	0	0
Total	0	0	0	0	0	0	0	0	0
Total Minority	0	0	0	0	0	0	0	0	0

California State University, Los Angeles

Snapshot Date: 11/01/2016

Personnel Transactions Summary

Job Group: 12 - 201755 - Postsecondary Teachers (Physics and Astronomy)

Transaction Dates: 11/01/2015 To 10/31/2016

	<i>Applicants</i>				<i>Hires</i>			<i>Terminations (I)</i>			<i>Terminations (V)</i>		
	Males	Females	UNKNOWN (GENDER)	TOTAL RACE	Males	Females	TOTAL RACE	Males	Females	TOTAL RACE	Males	Females	TOTAL RACE
White	1	0	0	1	1	0	1	0	0	0	4	0	4
Afr. Amer.	0	0	0	0	0	0	0	0	0	0	0	0	0
Hispanic	0	0	0	0	0	0	0	0	0	0	1	0	1
Asian	0	0	0	0	0	0	0	0	0	0	2	0	2
Nat. Amer.	0	0	0	0	0	0	0	0	0	0	0	0	0
NHOPI	0	0	0	0	0	0	0	0	0	0	0	0	0
Two or More	1	0	0	1	1	0	1	0	0	0	0	0	0
Unknown (Race)	1	0	0	1									
Total	3	0	0	3	2	0	2	0	0	0	7	0	7
Total Minority	1	0	0	1	1	0	1	0	0	0	3	0	3

	<i>Promotions From</i>			<i>Promotions Into</i>			<i>Promotions Within</i>		
	Males	Females	TOTAL RACE	Males	Females	TOTAL RACE	Males	Females	TOTAL RACE
White	0	0	0	0	0	0	0	0	0
Afr. Amer.	0	0	0	0	0	0	0	0	0
Hispanic	0	0	0	0	0	0	0	0	0
Asian	0	0	0	0	0	0	0	0	0
Nat. Amer.	0	0	0	0	0	0	0	0	0
NHOPI	0	0	0	0	0	0	0	0	0
Two or More	0	0	0	0	0	0	0	0	0
Total	0	0	0	0	0	0	0	0	0
Total Minority	0	0	0	0	0	0	0	0	0

California State University, Los Angeles

Snapshot Date: 11/01/2016

Personnel Transactions Summary

Job Group: 12 - 201760 - Postsecondary Teachers (Political Science)

Transaction Dates: 11/01/2015 To 10/31/2016

	<i>Applicants</i>				<i>Hires</i>			<i>Terminations (I)</i>			<i>Terminations (V)</i>		
	Males	Females	UNKNOWN (GENDER)	TOTAL RACE	Males	Females	TOTAL RACE	Males	Females	TOTAL RACE	Males	Females	TOTAL RACE
White	0	0	0	0	0	0	0	0	0	0	1	1	2
Afr. Amer.	0	1	0	1	0	1	1	0	0	0	0	1	1
Hispanic	3	0	0	3	3	0	3	0	0	0	1	0	1
Asian	0	0	0	0	0	0	0	0	0	0	0	1	1
Nat. Amer.	0	0	0	0	0	0	0	0	0	0	0	0	0
NHOPI	0	0	0	0	0	0	0	0	0	0	0	0	0
Two or More	0	0	0	0	0	0	0	0	0	0	0	0	0
Unknown (Race)	0	1	0	1									
Total	3	2	0	5	3	1	4	0	0	0	2	3	5
Total Minority	3	1	0	4	3	1	4	0	0	0	1	2	3

	<i>Promotions From</i>			<i>Promotions Into</i>			<i>Promotions Within</i>		
	Males	Females	TOTAL RACE	Males	Females	TOTAL RACE	Males	Females	TOTAL RACE
White	0	0	0	0	0	0	0	0	0
Afr. Amer.	0	0	0	0	0	0	0	0	0
Hispanic	0	0	0	0	0	0	0	0	0
Asian	0	0	0	0	0	0	0	0	0
Nat. Amer.	0	0	0	0	0	0	0	0	0
NHOPI	0	0	0	0	0	0	0	0	0
Two or More	0	0	0	0	0	0	0	0	0
Total	0	0	0	0	0	0	0	0	0
Total Minority	0	0	0	0	0	0	0	0	0

California State University, Los Angeles

Snapshot Date: 11/01/2016

Personnel Transactions Summary

Job Group: 12 - 201765 - Postsecondary Teachers (Psychology)

Transaction Dates: 11/01/2015 To 10/31/2016

	<i>Applicants</i>				<i>Hires</i>			<i>Terminations (I)</i>			<i>Terminations (V)</i>		
	Males	Females	UNKNOWN (GENDER)	TOTAL RACE	Males	Females	TOTAL RACE	Males	Females	TOTAL RACE	Males	Females	TOTAL RACE
White	1	6	1	8	1	6	7	0	0	0	3	4	7
Afr. Amer.	0	1	0	1	0	1	1	0	0	0	0	2	2
Hispanic	2	1	0	3	2	1	3	0	0	0	1	3	4
Asian	0	0	0	0	0	0	0	0	0	0	1	0	1
Nat. Amer.	0	0	0	0	0	0	0	0	0	0	0	0	0
NHOPI	0	0	0	0	0	0	0	0	0	0	1	0	1
Two or More	0	0	0	0	0	0	0	0	0	0	0	0	0
Unknown (Race)	0	1	0	1									
Total	3	9	1	13	3	8	11	0	0	0	6	9	15
Total Minority	2	2	0	4	2	2	4	0	0	0	3	5	8

	<i>Promotions From</i>			<i>Promotions Into</i>			<i>Promotions Within</i>		
	Males	Females	TOTAL RACE	Males	Females	TOTAL RACE	Males	Females	TOTAL RACE
White	0	0	0	0	0	0	0	1	1
Afr. Amer.	0	0	0	0	0	0	0	0	0
Hispanic	0	0	0	0	0	0	0	0	0
Asian	0	0	0	0	0	0	0	0	0
Nat. Amer.	0	0	0	0	0	0	0	0	0
NHOPI	0	0	0	0	0	0	0	0	0
Two or More	0	0	0	0	0	0	0	0	0
Total	0	0	0	0	0	0	0	1	1
Total Minority	0	0	0	0	0	0	0	0	0

California State University, Los Angeles

Snapshot Date: 11/01/2016

Personnel Transactions Summary

Job Group: 12 - 201770 - Postsecondary Teachers (Sociology)

Transaction Dates: 11/01/2015 To 10/31/2016

	<i>Applicants</i>				<i>Hires</i>			<i>Terminations (I)</i>			<i>Terminations (V)</i>		
	Males	Females	UNKNOWN (GENDER)	TOTAL RACE	Males	Females	TOTAL RACE	Males	Females	TOTAL RACE	Males	Females	TOTAL RACE
White	4	3	0	7	4	3	7	0	0	0	3	2	5
Afr. Amer.	0	0	0	0	0	0	0	0	0	0	0	0	0
Hispanic	2	0	0	2	2	0	2	0	0	0	2	1	3
Asian	0	1	0	1	0	1	1	0	0	0	1	1	2
Nat. Amer.	0	0	0	0	0	0	0	0	0	0	0	0	0
NHOPI	0	0	0	0	0	0	0	0	0	0	0	0	0
Two or More	0	0	0	0	0	0	0	0	0	0	0	0	0
Unknown (Race)	2	0	0	2									
Total	8	4	0	12	6	4	10	0	0	0	6	4	10
Total Minority	2	1	0	3	2	1	3	0	0	0	3	2	5

	<i>Promotions From</i>			<i>Promotions Into</i>			<i>Promotions Within</i>		
	Males	Females	TOTAL RACE	Males	Females	TOTAL RACE	Males	Females	TOTAL RACE
White	0	0	0	0	0	0	0	0	0
Afr. Amer.	0	0	0	0	0	0	0	0	0
Hispanic	0	0	0	0	0	0	0	0	0
Asian	0	0	0	0	0	0	0	0	0
Nat. Amer.	0	0	0	0	0	0	0	0	0
NHOPI	0	0	0	0	0	0	0	0	0
Two or More	0	0	0	0	0	0	0	0	0
Total	0	0	0	0	0	0	0	0	0
Total Minority	0	0	0	0	0	0	0	0	0

California State University, Los Angeles

Snapshot Date: 11/01/2016

Personnel Transactions Summary

Job Group: 12 - 201800 - Postsecondary Teachers (Extended Education)

Transaction Dates: 11/01/2015 To 10/31/2016

	<i>Applicants</i>				<i>Hires</i>			<i>Terminations (I)</i>			<i>Terminations (V)</i>		
	Males	Females	UNKNOWN (GENDER)	TOTAL RACE	Males	Females	TOTAL RACE	Males	Females	TOTAL RACE	Males	Females	TOTAL RACE
White	3	7	0	10	3	7	10	1	0	1	7	10	17
Afr. Amer.	0	0	0	0	0	0	0	0	0	0	0	0	0
Hispanic	1	4	0	5	1	4	5	1	0	1	4	3	7
Asian	3	1	0	4	3	1	4	0	0	0	4	3	7
Nat. Amer.	1	0	0	1	1	0	1	0	0	0	0	0	0
NHOPI	0	0	0	0	0	0	0	0	0	0	0	0	0
Two or More	0	0	0	0	0	0	0	0	0	0	0	0	0
Unknown (Race)	5	1	0	6									
Total	13	13	0	26	8	12	20	2	0	2	15	16	31
Total Minority	5	5	0	10	5	5	10	1	0	1	8	6	14

	<i>Promotions From</i>			<i>Promotions Into</i>			<i>Promotions Within</i>		
	Males	Females	TOTAL RACE	Males	Females	TOTAL RACE	Males	Females	TOTAL RACE
White	0	0	0	0	0	0	0	0	0
Afr. Amer.	0	0	0	0	0	0	0	0	0
Hispanic	0	0	0	0	0	0	0	0	0
Asian	0	0	0	0	0	0	0	0	0
Nat. Amer.	0	0	0	0	0	0	0	0	0
NHOPI	0	0	0	0	0	0	0	0	0
Two or More	0	0	0	0	0	0	0	0	0
Total	0	0	0	0	0	0	0	0	0
Total Minority	0	0	0	0	0	0	0	0	0

California State University, Los Angeles

Snapshot Date: 11/01/2016

Personnel Transactions Summary

Job Group: 14 - Service Occupations

Transaction Dates: 11/01/2015 To 10/31/2016

	<i>Applicants</i>				<i>Hires</i>			<i>Terminations (I)</i>			<i>Terminations (V)</i>		
	Males	Females	UNKNOWN (GENDER)	TOTAL RACE	Males	Females	TOTAL RACE	Males	Females	TOTAL RACE	Males	Females	TOTAL RACE
White	8	4	0	12	7	2	9	0	0	0	8	11	19
Afr. Amer.	10	7	0	17	7	5	12	0	1	1	3	7	10
Hispanic	50	35	0	85	34	31	65	0	0	0	26	32	58
Asian	6	4	0	10	2	3	5	1	0	1	3	6	9
Nat. Amer.	1	0	0	1	1	0	1	0	0	0	0	0	0
NHOPI	0	0	0	0	0	0	0	0	0	0	0	0	0
Two or More	3	5	0	8	3	5	8	0	0	0	8	3	11
Unknown (Race)	1,444	805	224	2473									
Total	1522	860	224	2606	54	46	100	1	1	2	48	59	107
Total Minority	70	51	0	121	47	44	91	1	1	2	40	48	88

	<i>Promotions From</i>			<i>Promotions Into</i>			<i>Promotions Within</i>		
	Males	Females	TOTAL RACE	Males	Females	TOTAL RACE	Males	Females	TOTAL RACE
White	0	0	0	0	0	0	0	0	0
Afr. Amer.	1	0	1	0	0	0	1	0	1
Hispanic	2	0	2	0	0	0	0	3	3
Asian	0	0	0	1	0	1	0	0	0
Nat. Amer.	0	0	0	0	0	0	0	0	0
NHOPI	0	0	0	0	0	0	0	0	0
Two or More	0	0	0	0	1	1	0	0	0
Total	3	0	3	1	1	2	1	3	4
Total Minority	3	0	3	1	1	2	1	3	4

California State University, Los Angeles

Snapshot Date: 11/01/2016

Personnel Transactions Summary

Job Group: 2 - Community Service, Legal, Arts, and Media Occupations

Transaction Dates: 11/01/2015 To 10/31/2016

	<i>Applicants</i>				<i>Hires</i>			<i>Terminations (I)</i>			<i>Terminations (V)</i>		
	Males	Females	UNKNOWN (GENDER)	TOTAL RACE	Males	Females	TOTAL RACE	Males	Females	TOTAL RACE	Males	Females	TOTAL RACE
White	1	0	0	1	0	0	0	0	0	0	1	1	2
Afr. Amer.	2	2	0	4	0	2	2	0	0	0	0	1	1
Hispanic	2	1	0	3	1	1	2	0	0	0	0	0	0
Asian	0	3	0	3	0	3	3	0	0	0	0	1	1
Nat. Amer.	0	0	0	0	0	0	0	0	0	0	0	0	0
NHOPI	0	0	0	0	0	0	0	0	0	0	0	0	0
Two or More	0	0	0	0	0	0	0	0	0	0	0	0	0
Unknown (Race)	392	456	94	942									
Total	397	462	94	953	1	6	7	0	0	0	1	3	4
Total Minority	4	6	0	10	1	6	7	0	0	0	0	2	2

	<i>Promotions From</i>			<i>Promotions Into</i>			<i>Promotions Within</i>		
	Males	Females	TOTAL RACE	Males	Females	TOTAL RACE	Males	Females	TOTAL RACE
White	0	0	0	0	0	0	0	0	0
Afr. Amer.	0	0	0	0	0	0	0	0	0
Hispanic	0	0	0	0	0	0	0	0	0
Asian	1	0	1	0	0	0	0	0	0
Nat. Amer.	0	0	0	0	0	0	0	0	0
NHOPI	0	0	0	0	0	0	0	0	0
Two or More	0	0	0	0	0	0	0	0	0
Total	1	0	1	0	0	0	0	0	0
Total Minority	1	0	1	0	0	0	0	0	0

California State University, Los Angeles

Snapshot Date: 11/01/2016

Personnel Transactions Summary

Job Group: 3 - Computer, Engineering, and Science Occupations

Transaction Dates: 11/01/2015 To 10/31/2016

	<i>Applicants</i>				<i>Hires</i>			<i>Terminations (I)</i>			<i>Terminations (V)</i>		
	Males	Females	UNKNOWN (GENDER)	TOTAL RACE	Males	Females	TOTAL RACE	Males	Females	TOTAL RACE	Males	Females	TOTAL RACE
White	1	0	0	1	1	0	1	0	0	0	0	0	0
Afr. Amer.	1	0	0	1	0	0	0	0	0	0	0	0	0
Hispanic	7	3	0	10	1	1	2	0	0	0	0	0	0
Asian	4	0	0	4	2	0	2	0	0	0	3	0	3
Nat. Amer.	0	0	0	0	0	0	0	0	0	0	0	0	0
NHOPI	0	0	0	0	0	0	0	0	0	0	0	0	0
Two or More	1	0	0	1	1	0	1	0	0	0	1	0	1
Unknown (Race)	357	169	51	577									
Total	371	172	51	594	5	1	6	0	0	0	4	0	4
Total Minority	13	3	0	16	4	1	5	0	0	0	4	0	4

	<i>Promotions From</i>			<i>Promotions Into</i>			<i>Promotions Within</i>		
	Males	Females	TOTAL RACE	Males	Females	TOTAL RACE	Males	Females	TOTAL RACE
White	0	0	0	0	0	0	0	0	0
Afr. Amer.	0	0	0	0	0	0	0	0	0
Hispanic	0	0	0	0	0	0	0	0	0
Asian	0	0	0	1	0	1	0	0	0
Nat. Amer.	0	0	0	0	0	0	0	0	0
NHOPI	0	0	0	0	0	0	0	0	0
Two or More	0	0	0	0	0	0	0	0	0
Total	0	0	0	1	0	1	0	0	0
Total Minority	0	0	0	1	0	1	0	0	0

California State University, Los Angeles

Snapshot Date: 11/01/2016

Personnel Transactions Summary

Job Group: 4 - Graduate Assistants

Transaction Dates: 11/01/2015 To 10/31/2016

	<i>Applicants</i>				<i>Hires</i>			<i>Terminations (I)</i>			<i>Terminations (V)</i>		
	Males	Females	UNKNOWN (GENDER)	TOTAL RACE	Males	Females	TOTAL RACE	Males	Females	TOTAL RACE	Males	Females	TOTAL RACE
White	9	24	0	33	9	24	33	0	0	0	10	23	33
Afr. Amer.	4	7	0	11	4	7	11	0	0	0	0	5	5
Hispanic	14	25	0	39	14	25	39	0	0	0	7	18	25
Asian	34	29	0	63	34	29	63	0	1	1	25	25	50
Nat. Amer.	0	0	0	0	0	0	0	0	0	0	0	0	0
NHOPI	0	0	0	0	0	0	0	0	0	0	1	0	1
Two or More	6	7	0	13	6	7	13	0	0	0	5	6	11
Unknown (Race)	0	1	0	1									
Total	67	93	0	160	67	92	159	0	1	1	48	77	125
Total Minority	58	68	0	126	58	68	126	0	1	1	38	54	92

	<i>Promotions From</i>			<i>Promotions Into</i>			<i>Promotions Within</i>		
	Males	Females	TOTAL RACE	Males	Females	TOTAL RACE	Males	Females	TOTAL RACE
White	0	0	0	0	0	0	0	0	0
Afr. Amer.	0	0	0	0	0	0	0	0	0
Hispanic	0	0	0	0	0	0	0	0	0
Asian	0	0	0	0	0	0	0	0	0
Nat. Amer.	0	0	0	0	0	0	0	0	0
NHOPI	0	0	0	0	0	0	0	0	0
Two or More	0	0	0	0	0	0	0	0	0
Total	0	0	0	0	0	0	0	0	0
Total Minority	0	0	0	0	0	0	0	0	0

California State University, Los Angeles

Snapshot Date: 11/01/2016

Personnel Transactions Summary

Job Group: 5 - Healthcare Practitioners and Technical Occupations

Transaction Dates: 11/01/2015 To 10/31/2016

	<i>Applicants</i>				<i>Hires</i>			<i>Terminations (I)</i>			<i>Terminations (V)</i>		
	Males	Females	UNKNOWN (GENDER)	TOTAL RACE	Males	Females	TOTAL RACE	Males	Females	TOTAL RACE	Males	Females	TOTAL RACE
White	0	0	0	0	0	0	0	0	0	0	0	1	1
Afr. Amer.	0	0	0	0	0	0	0	0	0	0	0	0	0
Hispanic	0	1	0	1	0	1	1	0	0	0	0	2	2
Asian	0	2	0	2	0	2	2	0	0	0	0	0	0
Nat. Amer.	0	0	0	0	0	0	0	0	0	0	0	0	0
NHOPI	0	0	0	0	0	0	0	0	0	0	0	0	0
Two or More	0	0	0	0	0	0	0	0	0	0	0	0	0
Unknown (Race)	14	36	12	62									
Total	14	39	12	65	0	3	3	0	0	0	0	3	3
Total Minority	0	3	0	3	0	3	3	0	0	0	0	2	2

	<i>Promotions From</i>			<i>Promotions Into</i>			<i>Promotions Within</i>		
	Males	Females	TOTAL RACE	Males	Females	TOTAL RACE	Males	Females	TOTAL RACE
White	0	0	0	0	0	0	0	0	0
Afr. Amer.	0	0	0	0	0	0	0	0	0
Hispanic	0	0	0	0	0	0	0	0	0
Asian	0	0	0	0	0	0	0	0	0
Nat. Amer.	0	0	0	0	0	0	0	0	0
NHOPI	0	0	0	0	0	0	0	0	0
Two or More	0	0	0	0	1	1	0	0	0
Total	0	0	0	0	1	1	0	0	0
Total Minority	0	0	0	0	1	1	0	0	0

California State University, Los Angeles

Snapshot Date: 11/01/2016

Personnel Transactions Summary

Job Group: 6 - Librarians, Curators, and Archivists

Transaction Dates: 11/01/2015 To 10/31/2016

	<i>Applicants</i>				<i>Hires</i>			<i>Terminations (I)</i>			<i>Terminations (V)</i>		
	Males	Females	UNKNOWN (GENDER)	TOTAL RACE	Males	Females	TOTAL RACE	Males	Females	TOTAL RACE	Males	Females	TOTAL RACE
White	0	0	0	0	0	0	0	0	0	0	0	1	1
Afr. Amer.	0	0	0	0	0	0	0	0	0	0	0	0	0
Hispanic	0	0	0	0	0	0	0	0	0	0	0	0	0
Asian	0	0	0	0	0	0	0	0	0	0	0	0	0
Nat. Amer.	0	0	0	0	0	0	0	0	0	0	0	0	0
NHOPI	0	0	0	0	0	0	0	0	0	0	0	0	0
Two or More	0	0	0	0	0	0	0	0	0	0	0	0	0
Unknown (Race)	0	0	0	0									
Total	0	0	0	0	0	0	0	0	0	0	0	1	1
Total Minority	0	0	0	0	0	0	0	0	0	0	0	0	0

	<i>Promotions From</i>			<i>Promotions Into</i>			<i>Promotions Within</i>		
	Males	Females	TOTAL RACE	Males	Females	TOTAL RACE	Males	Females	TOTAL RACE
White	0	0	0	0	0	0	0	0	0
Afr. Amer.	0	0	0	0	0	0	0	0	0
Hispanic	0	0	0	0	0	0	0	0	0
Asian	0	0	0	0	0	0	0	0	0
Nat. Amer.	0	0	0	0	0	0	0	0	0
NHOPI	0	0	0	0	0	0	0	0	0
Two or More	0	0	0	0	0	0	0	0	0
Total	0	0	0	0	0	0	0	0	0
Total Minority	0	0	0	0	0	0	0	0	0

California State University, Los Angeles

Snapshot Date: 11/01/2016

Personnel Transactions Summary

Job Group: 7 - Management Occupations

Transaction Dates: 11/01/2015 To 10/31/2016

	<i>Applicants</i>				<i>Hires</i>			<i>Terminations (I)</i>			<i>Terminations (V)</i>		
	Males	Females	UNKNOWN (GENDER)	TOTAL RACE	Males	Females	TOTAL RACE	Males	Females	TOTAL RACE	Males	Females	TOTAL RACE
White	10	9	0	19	7	5	12	2	0	2	3	1	4
Afr. Amer.	5	7	0	12	3	5	8	0	0	0	3	0	3
Hispanic	13	8	0	21	5	2	7	1	0	1	0	2	2
Asian	6	5	0	11	1	3	4	0	0	0	1	4	5
Nat. Amer.	0	0	0	0	0	0	0	0	0	0	0	0	0
NHOPI	0	0	0	0	0	0	0	0	0	0	0	0	0
Two or More	1	0	0	1	0	0	0	0	0	0	0	0	0
Unknown (Race)	785	893	162	1840									
Total	820	922	162	1904	16	15	31	3	0	3	7	7	14
Total Minority	25	20	0	45	9	10	19	1	0	1	4	6	10

	<i>Promotions From</i>			<i>Promotions Into</i>			<i>Promotions Within</i>		
	Males	Females	TOTAL RACE	Males	Females	TOTAL RACE	Males	Females	TOTAL RACE
White	0	1	1	0	0	0	0	0	0
Afr. Amer.	0	0	0	0	0	0	0	0	0
Hispanic	0	0	0	0	0	0	0	0	0
Asian	0	0	0	0	0	0	0	0	0
Nat. Amer.	0	0	0	0	0	0	0	0	0
NHOPI	0	0	0	0	0	0	0	0	0
Two or More	0	0	0	0	0	0	0	0	0
Total	0	1	1	0	0	0	0	0	0
Total Minority	0	0	0	0	0	0	0	0	0

California State University, Los Angeles

Snapshot Date: 11/01/2016

Personnel Transactions Summary

Job Group: 8 - Natural Resources, Construction, and Maintenance Occupations

Transaction Dates: 11/01/2015 To 10/31/2016

	<i>Applicants</i>				<i>Hires</i>			<i>Terminations (I)</i>			<i>Terminations (V)</i>		
	Males	Females	UNKNOWN (GENDER)	TOTAL RACE	Males	Females	TOTAL RACE	Males	Females	TOTAL RACE	Males	Females	TOTAL RACE
White	1	0	0	1	0	0	0	0	0	0	1	0	1
Afr. Amer.	1	0	0	1	1	0	1	0	0	0	0	0	0
Hispanic	4	0	1	5	3	0	3	0	0	0	2	0	2
Asian	0	0	0	0	0	0	0	0	0	0	0	0	0
Nat. Amer.	0	0	0	0	0	0	0	0	0	0	0	0	0
NHOPI	0	0	0	0	0	0	0	0	0	0	0	0	0
Two or More	0	0	0	0	0	0	0	0	0	0	1	0	1
Unknown (Race)	323	20	38	381									
Total	329	20	39	388	4	0	4	0	0	0	4	0	4
Total Minority	5	0	1	6	4	0	4	0	0	0	3	0	3

	<i>Promotions From</i>			<i>Promotions Into</i>			<i>Promotions Within</i>		
	Males	Females	TOTAL RACE	Males	Females	TOTAL RACE	Males	Females	TOTAL RACE
White	0	0	0	0	0	0	0	0	0
Afr. Amer.	0	0	0	1	0	1	0	0	0
Hispanic	0	0	0	1	0	1	7	0	7
Asian	0	0	0	0	0	0	1	0	1
Nat. Amer.	0	0	0	0	0	0	0	0	0
NHOPI	0	0	0	0	0	0	0	0	0
Two or More	0	0	0	0	0	0	0	0	0
Total	0	0	0	2	0	2	8	0	8
Total Minority	0	0	0	2	0	2	8	0	8

California State University, Los Angeles

Snapshot Date: 11/01/2016

Personnel Transactions Summary

Job Group: 9 - Office and Administrative Support Occupations

Transaction Dates: 11/01/2015 To 10/31/2016

	<i>Applicants</i>				<i>Hires</i>			<i>Terminations (I)</i>			<i>Terminations (V)</i>		
	Males	Females	UNKNOWN (GENDER)	TOTAL RACE	Males	Females	TOTAL RACE	Males	Females	TOTAL RACE	Males	Females	TOTAL RACE
White	3	13	0	16	2	3	5	0	0	0	1	7	8
Afr. Amer.	4	25	1	30	0	1	1	0	0	0	0	4	4
Hispanic	42	60	0	102	7	22	29	0	1	1	4	12	16
Asian	32	14	0	46	1	4	5	0	0	0	0	7	7
Nat. Amer.	0	0	0	0	0	0	0	0	0	0	0	0	0
NHOPI	0	1	0	1	0	1	1	0	0	0	0	0	0
Two or More	0	1	0	1	0	1	1	0	0	0	1	0	1
Unknown (Race)	2,897	6,580	677	10154									
Total	2978	6694	678	10350	10	32	42	0	1	1	6	30	36
Total Minority	78	101	1	180	8	29	37	0	1	1	5	23	28

	<i>Promotions From</i>			<i>Promotions Into</i>			<i>Promotions Within</i>		
	Males	Females	TOTAL RACE	Males	Females	TOTAL RACE	Males	Females	TOTAL RACE
White	0	0	0	0	0	0	1	3	4
Afr. Amer.	0	1	1	0	0	0	0	2	2
Hispanic	0	2	2	2	0	2	0	11	11
Asian	1	3	4	0	2	2	0	4	4
Nat. Amer.	0	0	0	0	0	0	0	0	0
NHOPI	0	0	0	0	0	0	0	0	0
Two or More	0	1	1	0	0	0	0	0	0
Total	1	7	8	2	2	4	1	20	21
Total Minority	1	7	8	2	2	4	0	17	17

California State University, Los Angeles
Data Collection Analysis/Hiring Benchmark (Protected Veterans)*

Current Snapshot Date: 11/01/2016

Category	11/1/16
Job Openings	834
Jobs Filled	829
Applicants for all jobs	25,219
Applicants who self-identified as Protected Veterans	0
Applicants Hired	753
Protected Veterans Hired	3
Hiring Benchmark**	6.9
Overall protected veterans hired (%)	0.4

* Data collected as of the transaction period for the respective AAP year. Employee count (#) and representation (%) are as of the snapshot date for the respective AAP Year.

** Hiring benchmark is based on the national percentage of veterans in the Civilian Labor Force (CLF).

California State University, Los Angeles
Data Collection Analysis/Utilization Analysis (Disability)*

Current Snapshot Date: 11/01/2016

Category	11/1/16		
Job Openings	834		
Jobs Filled	829		
Applicants for all jobs	25,219		
Applicants who self-identified as individual(s) with Disability	0		
Applicants Hired	753		
Individual(s) with Disability Hired	3		
Nationwide utilization goal for qualified individuals with disabilities (%)**	7.0		
Total incumbency of individuals with disabilities (%)	1.0		
Job Group	EE #	EE IWD #	EE IWD %
1 - Business and Financial Operations Occupations	46	3	6.5
10 - Student and Academic Affairs and Other Education Services Occupations	196	2	1.0
11 - Production, Transportation, and Material Moving Occupations	3	N/A	N/A
12 - 102400 - Postsecondary Teachers (Athletics Department)	22	0	0.0
12 - 200120 - Postsecondary Teachers (Honors College)	4	N/A	N/A
12 - 200410 - Postsecondary Teachers (Academic Advisement Center)	2	N/A	N/A
12 - 200425 - Postsecondary Teachers (University Writing Center)	5	N/A	N/A
12 - 200505 - Postsecondary Teachers (Cal State Teach)	33	0	0.0
12 - 201000 - Postsecondary Teachers (Arts & Letters)	2	N/A	N/A
12 - 201010 - Postsecondary Teachers (Art)	33	0	0.0
12 - 201015 - Postsecondary Teachers (Communication Studies)	56	1	1.8
12 - 201020 - Postsecondary Teachers (English)	82	0	0.0

* Data collected as of the transaction period for the respective AAP year. Employee count (#) and representation (%) are as of the snapshot date for the respective AAP Year.

** Current utilization goal as established by the OFCCP.

N/A - The number of employees in the job group is less than 10 and therefore, the identity of employee(s) with disability could be readily discernible. To ensure confidentiality, IWD # and % were omitted from the report.

California State University, Los Angeles
Data Collection Analysis/Utilization Analysis (Disability)*

Current Snapshot Date: 11/01/2016

Category	11/1/16		
Job Openings	834		
Jobs Filled	829		
Applicants for all jobs	25,219		
Applicants who self-identified as individual(s) with Disability	0		
Applicants Hired	753		
Individual(s) with Disability Hired	3		
Nationwide utilization goal for qualified individuals with disabilities (%)**	7.0		
Total incumbency of individuals with disabilities (%)	1.0		
Job Group	EE #	EE IWD #	EE IWD %
12 - 201025 - Postsecondary Teachers (Liberal Studies)	13	0	0.0
12 - 201030 - Postsecondary Teachers (Modern Languages & Literature)	23	0	0.0
12 - 201035 - Postsecondary Teachers (Music)	60	0	0.0
12 - 201040 - Postsecondary Teachers (Philosophy)	18	0	0.0
12 - 201055 - Postsecondary Teachers (TVFM)	40	0	0.0
12 - 201200 - Postsecondary Teachers (Business and Economics)	14	0	0.0
12 - 201205 - Postsecondary Teachers (Accounting Department)	32	0	0.0
12 - 201210 - Postsecondary Teachers (Information Systems)	23	1	4.3
12 - 201215 - Postsecondary Teachers (Economics & Statistics)	24	0	0.0
12 - 201220 - Postsecondary Teachers (Finance and Law)	22	0	0.0
12 - 201225 - Postsecondary Teachers (Management)	40	0	0.0
12 - 201230 - Postsecondary Teachers (Marketing)	13	0	0.0

* Data collected as of the transaction period for the respective AAP year. Employee count (#) and representation (%) are as of the snapshot date for the respective AAP Year.

** Current utilization goal as established by the OFCCP.

N/A - The number of employees in the job group is less than 10 and therefore, the identity of employee(s) with disability could be readily discernible. To ensure confidentiality, IWD # and % were omitted from the report.

California State University, Los Angeles
Data Collection Analysis/Utilization Analysis (Disability)*

Current Snapshot Date: 11/01/2016

Category	11/1/16		
Job Openings	834		
Jobs Filled	829		
Applicants for all jobs	25,219		
Applicants who self-identified as individual(s) with Disability	0		
Applicants Hired	753		
Individual(s) with Disability Hired	3		
Nationwide utilization goal for qualified individuals with disabilities (%)**	7.0		
Total incumbency of individuals with disabilities (%)	1.0		
Job Group	EE #	EE IWD #	EE IWD %
12 - 201400 - Postsecondary Teachers (Charter College of Ed)	1	N/A	N/A
12 - 201402 - Postsecondary Teachers (EdD in Educational Leadership)	3	N/A	N/A
12 - 201410 - Postsecondary Teachers (Curriculum & Instruction)	31	0	0.0
12 - 201415 - Postsecondary Teachers (AASE)	37	0	0.0
12 - 201420 - Postsecondary Teachers (Special Education & Counseling)	77	3	3.9
12 - 201500 - Postsecondary Teachers (Engr Comp Sci & Tech)	4	N/A	N/A
12 - 201505 - Postsecondary Teachers (Civil Engineering)	33	0	0.0
12 - 201510 - Postsecondary Teachers (Computer Science)	25	0	0.0
12 - 201515 - Postsecondary Teachers (Electrical & Computer Engr)	31	0	0.0
12 - 201520 - Postsecondary Teachers (Mechanical Engineer)	26	0	0.0
12 - 201525 - Postsecondary Teachers (Technology)	20	0	0.0
12 - 201600 - Postsecondary Teachers (Health & Human Services)	5	N/A	N/A

* Data collected as of the transaction period for the respective AAP year. Employee count (#) and representation (%) are as of the snapshot date for the respective AAP Year.

** Current utilization goal as established by the OFCCP.

N/A - The number of employees in the job group is less than 10 and therefore, the identity of employee(s) with disability could be readily discernible. To ensure confidentiality, IWD # and % were omitted from the report.

California State University, Los Angeles
Data Collection Analysis/Utilization Analysis (Disability)*

Current Snapshot Date: 11/01/2016

Category	11/1/16		
Job Openings	834		
Jobs Filled	829		
Applicants for all jobs	25,219		
Applicants who self-identified as individual(s) with Disability	0		
Applicants Hired	753		
Individual(s) with Disability Hired	3		
Nationwide utilization goal for qualified individuals with disabilities (%)**	7.0		
Total incumbency of individuals with disabilities (%)	1.0		
Job Group	EE #	EE IWD #	EE IWD %
12 - 201605 - Postsecondary Teachers (Child & Family Studies)	32	0	0.0
12 - 201610 - Postsecondary Teachers (Communication Disorders)	30	2	6.7
12 - 201615 - Postsecondary Teachers (Criminal Justice)	23	0	0.0
12 - 201620 - Postsecondary Teachers (Public Health)	22	0	0.0
12 - 201625 - Postsecondary Teachers (Kinesiology & Nutritnl Science)	84	1	1.2
12 - 201630 - Postsecondary Teachers (Nursing)	62	0	0.0
12 - 201635 - Postsecondary Teachers (Social Work)	48	1	2.1
12 - 201640 - Postsecondary Teachers (HHS Advisement & Outreach Ctr)	5	N/A	N/A
12 - 201650 - Postsecondary Teachers (Applied Gerontology Institute)	1	N/A	N/A
12 - 201700 - Postsecondary Teachers (Natural & Social Sciences)	49	0	0.0
12 - 201705 - Postsecondary Teachers (Anthropology)	22	0	0.0
12 - 201707 - Postsecondary Teachers (Asian American Studies)	2	N/A	N/A

* Data collected as of the transaction period for the respective AAP year. Employee count (#) and representation (%) are as of the snapshot date for the respective AAP Year.

** Current utilization goal as established by the OFCCP.

N/A - The number of employees in the job group is less than 10 and therefore, the identity of employee(s) with disability could be readily discernible. To ensure confidentiality, IWD # and % were omitted from the report.

California State University, Los Angeles
Data Collection Analysis/Utilization Analysis (Disability)*

Current Snapshot Date: 11/01/2016

Category	11/1/16		
Job Openings	834		
Jobs Filled	829		
Applicants for all jobs	25,219		
Applicants who self-identified as individual(s) with Disability	0		
Applicants Hired	753		
Individual(s) with Disability Hired	3		
Nationwide utilization goal for qualified individuals with disabilities (%)**	7.0		
Total incumbency of individuals with disabilities (%)	1.0		
Job Group	EE #	EE IWD #	EE IWD %
12 - 201710 - Postsecondary Teachers (Biology and Microbiology)	48	0	0.0
12 - 201715 - Postsecondary Teachers (Chemistry & Biochemistry)	39	1	2.6
12 - 201720 - Postsecondary Teachers (Chicano Studies)	31	1	3.2
12 - 201725 - Postsecondary Teachers (Geography & Urban Analysis)	3	N/A	N/A
12 - 201730 - Postsecondary Teachers (Geological Sciences)	20	0	0.0
12 - 201735 - Postsecondary Teachers (History)	30	0	0.0
12 - 201740 - Postsecondary Teachers (Latin American Studies)	5	N/A	N/A
12 - 201745 - Postsecondary Teachers (Mathematics)	78	0	0.0
12 - 201750 - Postsecondary Teachers (Pan African Studies)	12	0	0.0
12 - 201755 - Postsecondary Teachers (Physics and Astronomy)	28	0	0.0
12 - 201760 - Postsecondary Teachers (Political Science)	17	0	0.0
12 - 201765 - Postsecondary Teachers (Psychology)	39	0	0.0

* Data collected as of the transaction period for the respective AAP year. Employee count (#) and representation (%) are as of the snapshot date for the respective AAP Year.

** Current utilization goal as established by the OFCCP.

N/A - The number of employees in the job group is less than 10 and therefore, the identity of employee(s) with disability could be readily discernible. To ensure confidentiality, IWD # and % were omitted from the report.

California State University, Los Angeles
Data Collection Analysis/Utilization Analysis (Disability)*

Current Snapshot Date: 11/01/2016

Category	11/1/16		
Job Openings	834		
Jobs Filled	829		
Applicants for all jobs	25,219		
Applicants who self-identified as individual(s) with Disability	0		
Applicants Hired	753		
Individual(s) with Disability Hired	3		
Nationwide utilization goal for qualified individuals with disabilities (%)**	7.0		
Total incumbency of individuals with disabilities (%)	1.0		
Job Group	EE #	EE IWD #	EE IWD %
12 - 201770 - Postsecondary Teachers (Sociology)	39	0	0.0
12 - 201800 - Postsecondary Teachers (Extended Education)	13	0	0.0
14 - Service Occupations	270	0	0.0
2 - Community Service, Legal, Arts, and Media Occupations	23	0	0.0
3 - Computer, Engineering, and Science Occupations	88	2	2.3
4 - Graduate Assistants	176	0	0.0
5 - Healthcare Practitioners and Technical Occupations	24	0	0.0
6 - Librarians, Curators, and Archivists	11	0	0.0
7 - Management Occupations	192	2	1.0
8 - Natural Resources, Construction, and Maintenance Occupations	59	0	0.0
9 - Office and Administrative Support Occupations	287	7	2.4

* Data collected as of the transaction period for the respective AAP year. Employee count (#) and representation (%) are as of the snapshot date for the respective AAP Year.

** Current utilization goal as established by the OFCCP.

N/A - The number of employees in the job group is less than 10 and therefore, the identity of employee(s) with disability could be readily discernible. To ensure confidentiality, IWD # and % were omitted from the report.